



US00D438189S

(12) **United States Design Patent**
Korby et al.

(10) **Patent No.:** **US D438,189 S**

(45) **Date of Patent:** **** Feb. 27, 2001**

(54) **TELEPHONE SET**

(75) Inventors: **Kenneth L Korby**, Red Bank; **John Kowalik, Jr.**, Freehold; **Eric Wolfarth**, Tinton Falls, all of NJ (US)

(73) Assignee: **Avaya Technology Corp.**, Miami Lakes, FL (US)

(**) Term: **14 Years**

(21) Appl. No.: **29/123,526**

(22) Filed: **May 19, 2000**

(51) **LOC (7) Cl.** **14-03**

(52) **U.S. Cl.** **D14/151**

(58) **Field of Search** D14/137, 138, D14/148, 147, 149-151, 140-142, 240, 241; 379/433-436, 419, 420, 428, 440

(56) **References Cited**

U.S. PATENT DOCUMENTS

D. 288,562	*	3/1987	Asaki	D14/151
D. 291,308	*	8/1987	Preussner et al.	D14/151
D. 303,798	*	10/1989	Yamakawa	D14/151
D. 319,054	*	8/1991	Appleby	D14/151
D. 319,642	*	9/1991	Ando	D14/151
D. 320,797	*	10/1991	Kido et al.	D14/241
D. 320,988	*	10/1991	Gordon	D14/151
D. 340,053	*	10/1993	Desbarats	D14/151
D. 342,252	*	12/1993	Akatsu et al.	D14/151
D. 344,517	*	2/1994	Toh et al.	D14/151

D. 345,557	*	3/1994	Akatsu et al.	D14/151
D. 345,979	*	4/1994	Wetzel et al.	D14/151
D. 348,670	*	7/1994	Yoneyama	D14/151
D. 354,956	*	1/1995	Toh et al.	D14/141
D. 375,093	*	10/1996	Babbitt et al.	D14/151
D. 375,308	*	11/1996	Toh	D14/151
D. 389,145	*	1/1998	Yoneyama	D14/151
D. 390,226	*	2/1998	Mak et al.	D14/149
D. 406,842	*	3/1999	Zeitman	D14/151
D. 412,171	*	7/1999	Girardi et al.	D14/151
D. 413,120	*	8/1999	Girardi et al.	D14/151

* cited by examiner

Primary Examiner—Jeffrey Asch

(74) *Attorney, Agent, or Firm*—Joseph J. Opalach

(57) **CLAIM**

The ornamental design for a telephone set, as shown and described.

DESCRIPTION

FIG. 1 is a top, front, and right side perspective view of a telephone set;

FIG. 2 is a top view thereof;

FIG. 3 is a bottom view thereof;

FIG. 4 is a rear view thereof;

FIG. 5 is a front view thereof;

FIG. 6 is a right view thereof; and,

FIG. 7 is a left view thereof.

The broken lines are for illustrative purposes only and form no part of the claimed design.

1 Claim, 5 Drawing Sheets



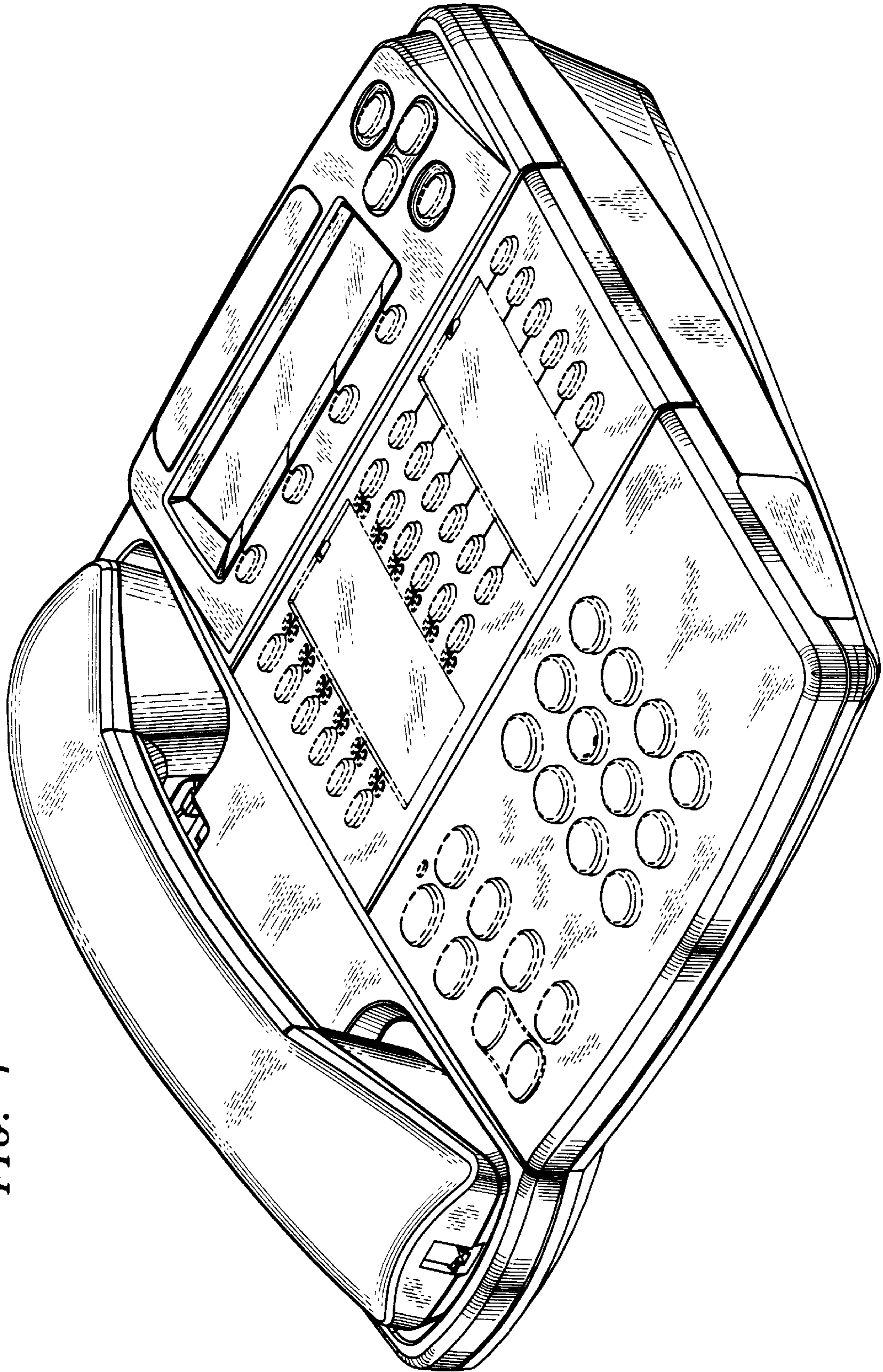


FIG. 1

FIG. 2

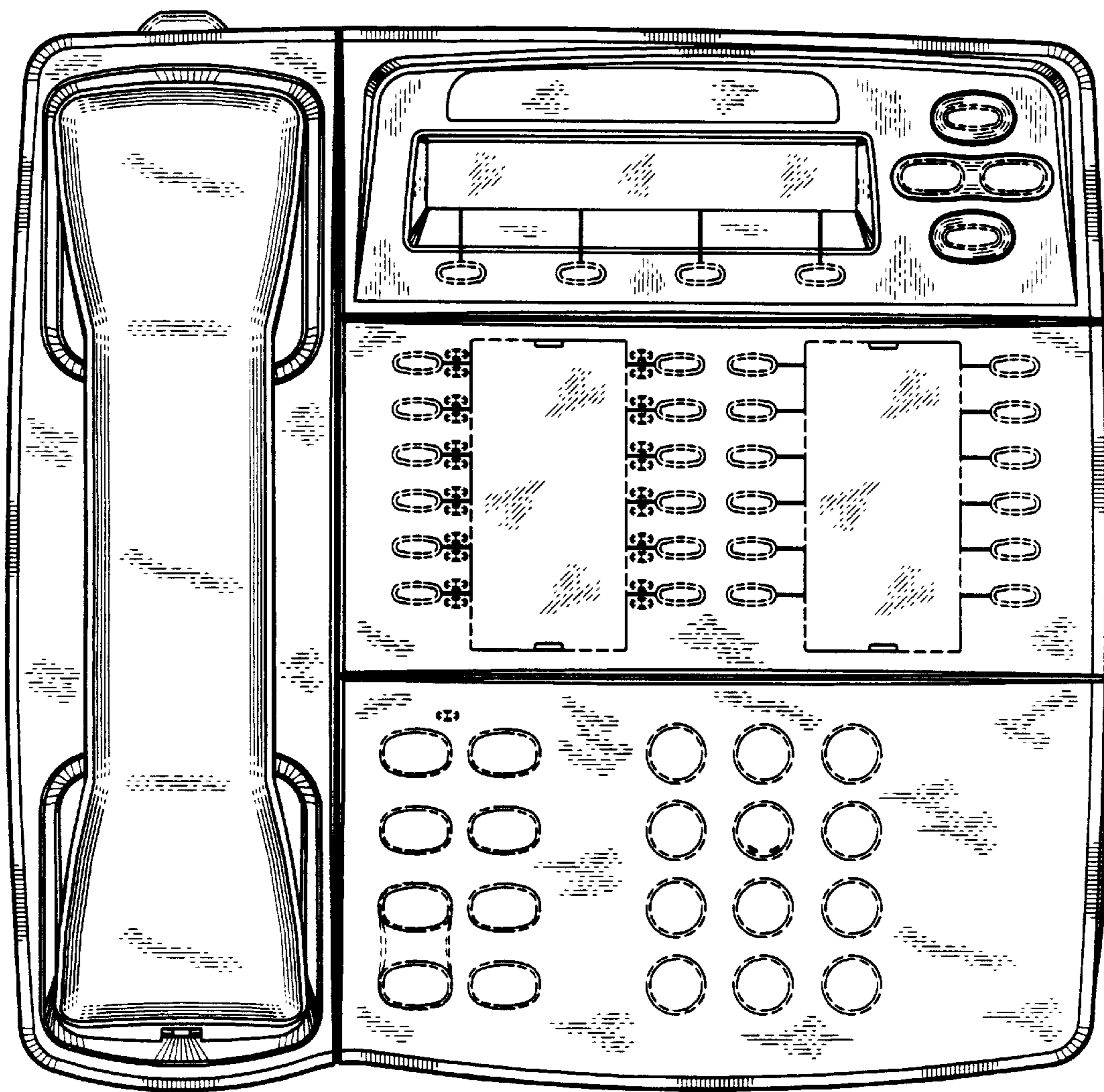


FIG. 3

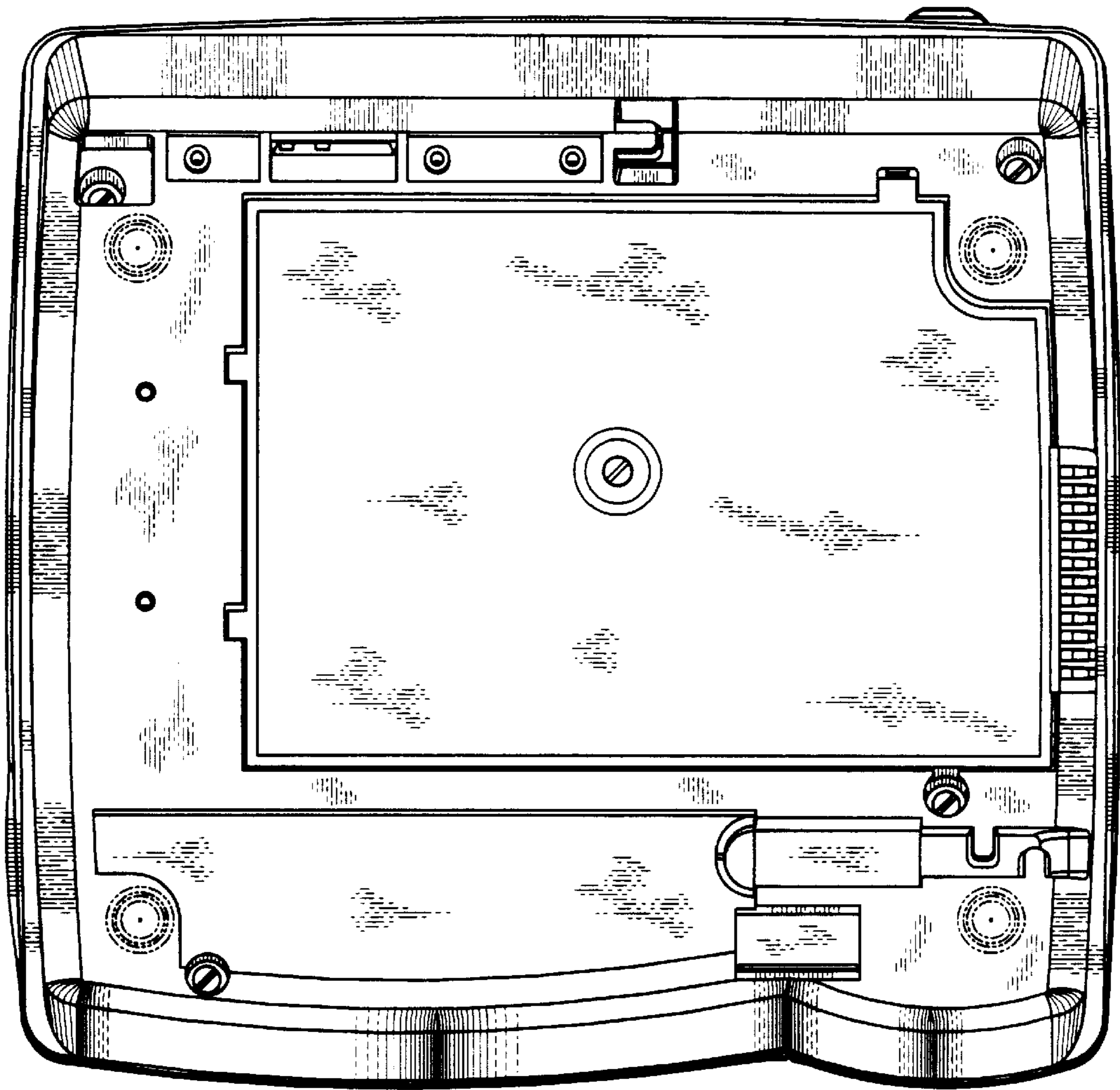


FIG. 4

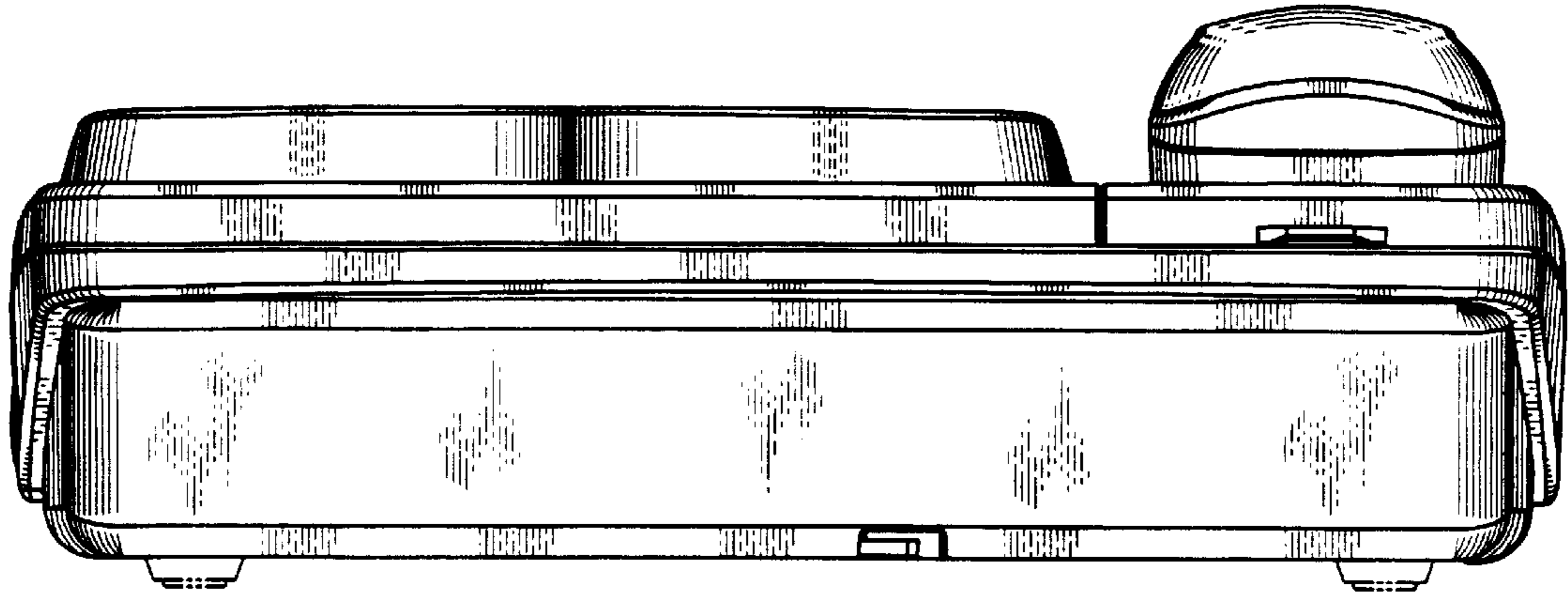


FIG. 5

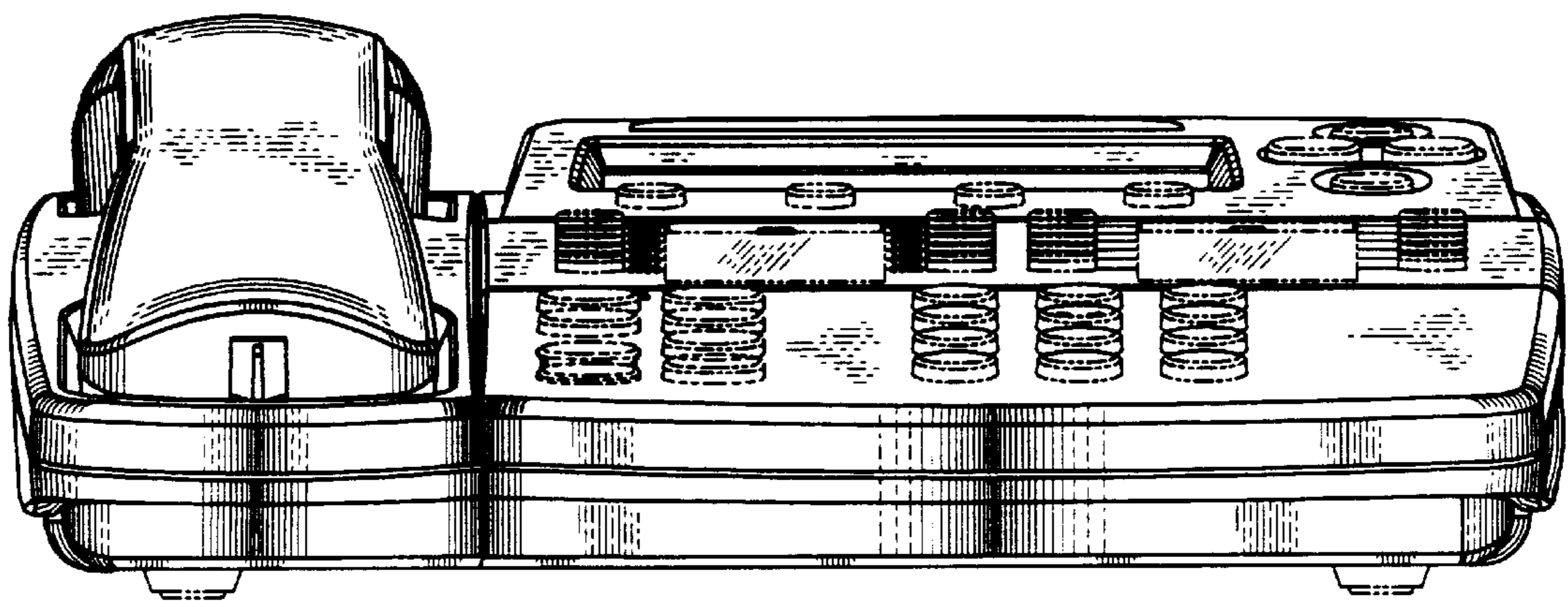


FIG. 6

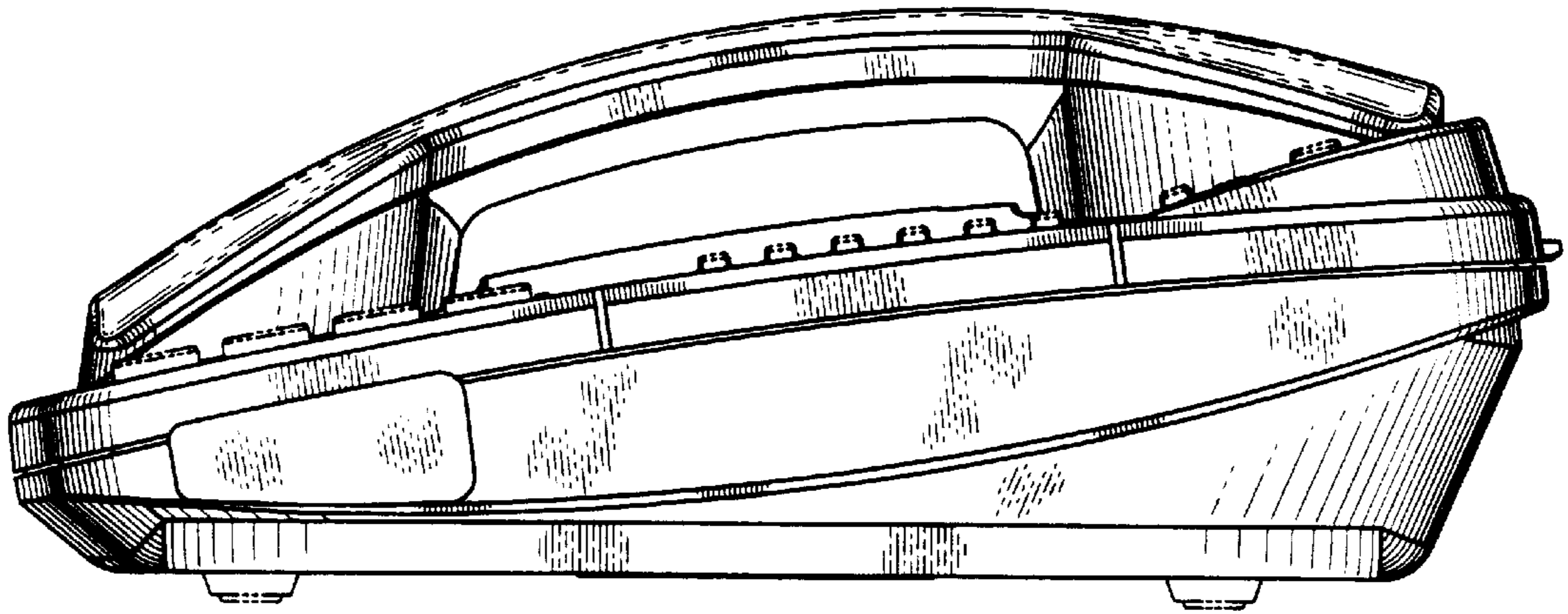


FIG. 7

