



US00D438184S

(12) **United States Design Patent**
Suzuki et al.

(10) **Patent No.:** **US D438,184 S**

(45) **Date of Patent:** **** Feb. 27, 2001**

(54) **PORTABLE RADIOTELEPHONE SET**

(75) Inventors: **Takeshi Suzuki; Masaki Kato**, both of
Tokyo (JP)

(73) Assignee: **NEC Corporation**, Tokyo (JP)

(**) Term: **14 Years**

(21) Appl. No.: **29/119,156**

(22) Filed: **Feb. 25, 2000**

(30) **Foreign Application Priority Data**

Aug. 25, 1999 (JP) 11-22728

(51) **LOC (7) Cl.** **14-03**

(52) **U.S. Cl.** **D14/138**

(58) **Field of Search** D14/137, 138,
D14/218, 147-148, 247-248, 250, 192,
198; 379/433.434, 419, 420, 428, 440;
455/550-575, 90

(56) **References Cited**

U.S. PATENT DOCUMENTS

- D. 379,983 * 6/1997 Shindou D14/138
- D. 388,431 * 12/1997 Takayasu et al. D14/138
- D. 401,577 * 11/1998 Yamaguchi D14/138
- D. 401,936 * 12/1998 Scalisi et al. D14/191
- D. 402,291 * 12/1998 Scalisi et al. D14/191
- D. 407,395 * 3/1999 Pattberg D14/138
- D. 415,152 * 10/1999 Koo D14/138
- D. 418,504 * 1/2000 Frye et al. D14/138
- D. 419,155 * 1/2000 Nagele et al. D14/138

- D. 423,000 * 4/2000 Prietsman et al. D14/138
- D. 426,218 * 6/2000 Abed et al. D14/138
- 5,027,394 * 6/1991 Ono et al. 379/434
- 5,260,998 * 11/1993 Takagi 379/433
- 5,890,052 * 3/1999 Read et al. 455/90
- 6,002,946 * 12/1999 Reber et al. 455/557

FOREIGN PATENT DOCUMENTS

2-274046 * 11/1990 (JP) D14/147 X

OTHER PUBLICATIONS

Japaneselanguage NTT DoCoMo advertisement.*

* cited by examiner

Primary Examiner—Jeffrey Asch

(74) *Attorney, Agent, or Firm*—Sughrue, Mion, Zinn,
Macpeak & Seas, PLLC

(57) **CLAIM**

The ornamental design for a portable radiotelephone set, as shown.

DESCRIPTION

FIG. 1 is a perspective view of the front and right side of a portable radiotelephone set showing our new design; FIG. 2 is a front elevational view thereof; FIG. 3 is a rear elevational view thereof; FIG. 4 is a right side elevational view thereof; FIG. 5 is a left side elevational view thereof; FIG. 6 is a top plan view thereof; and, FIG. 7 is a bottom plan view thereof.

1 Claim, 4 Drawing Sheets

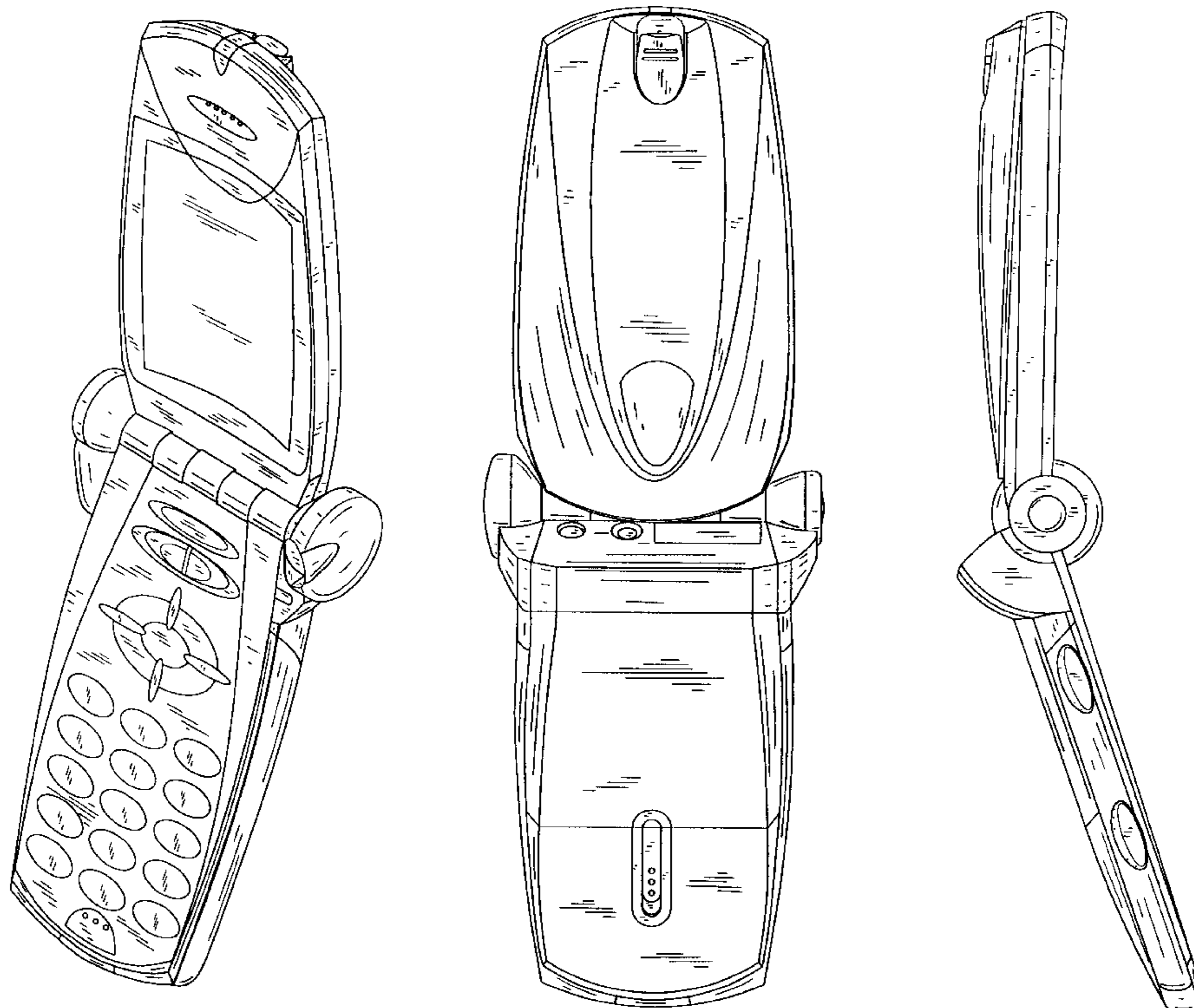


FIG. 1

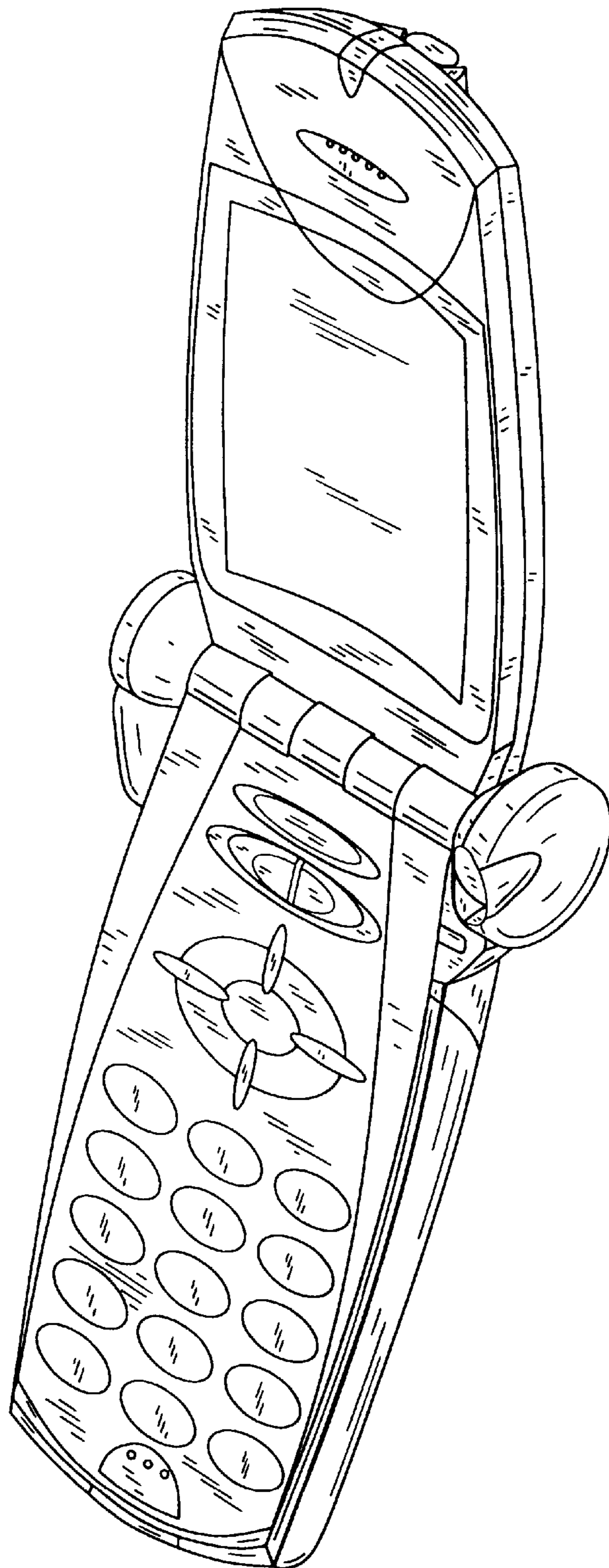


FIG. 2

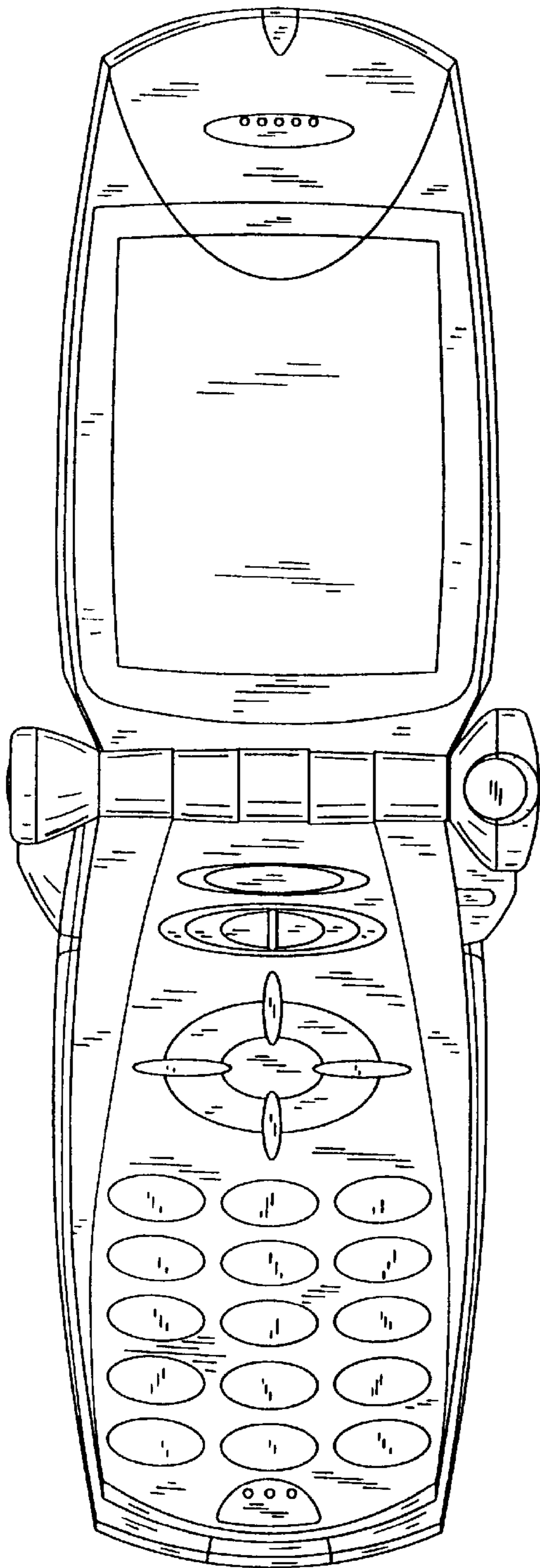


FIG. 3

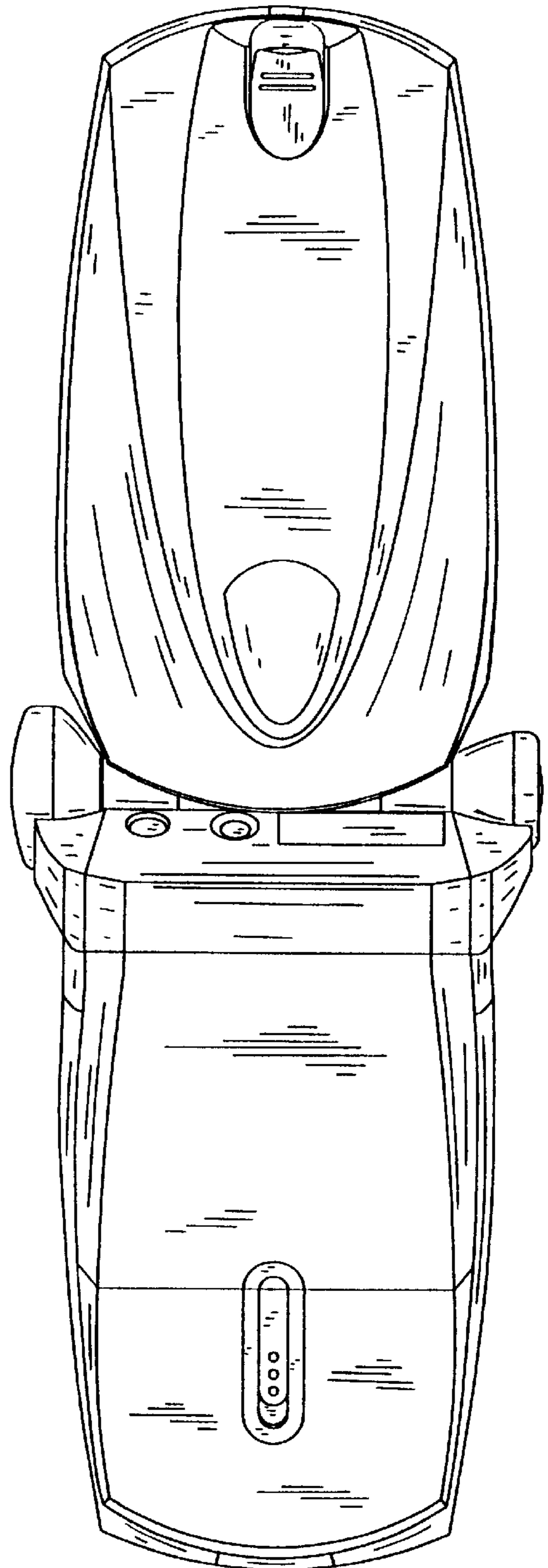


FIG. 4

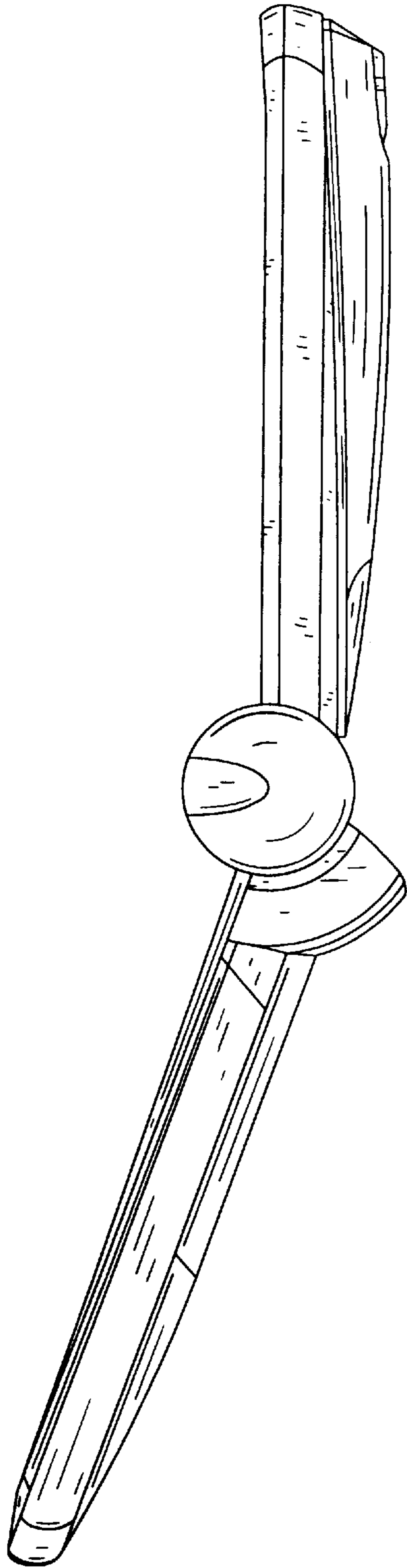


FIG. 5

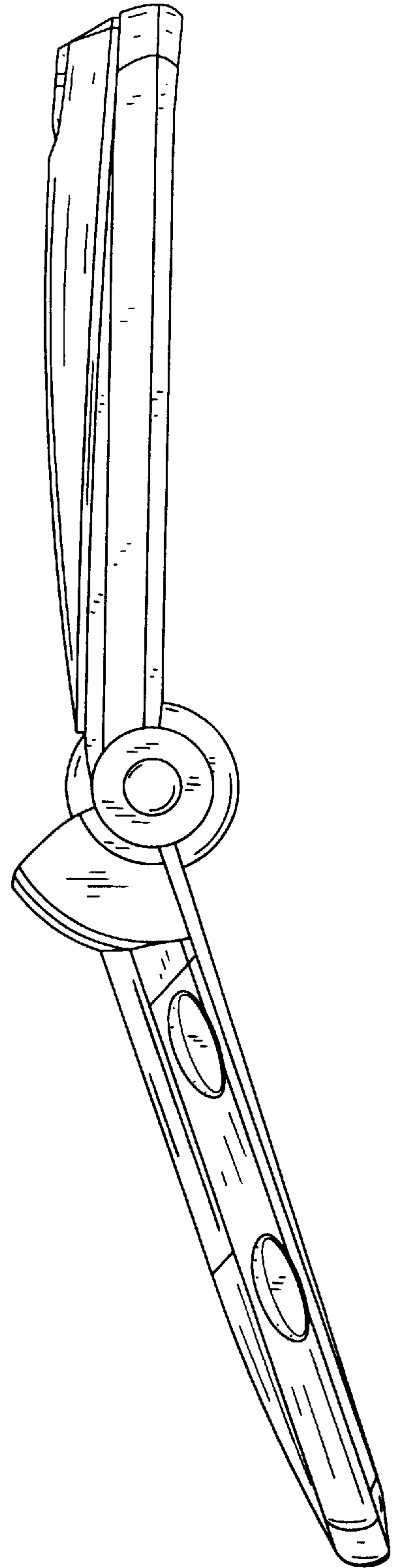


FIG. 6

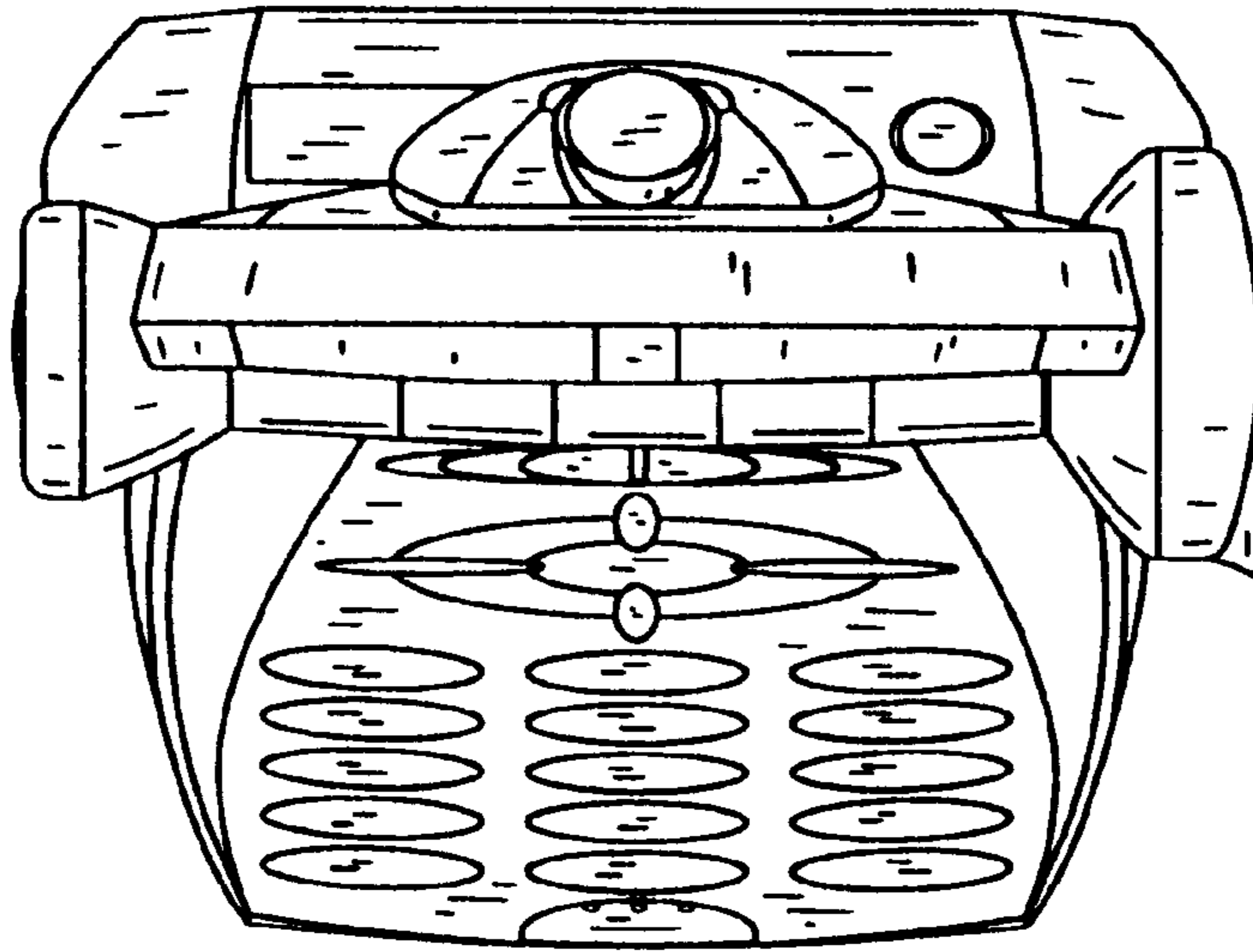


FIG. 7

