



US00D438182S

(12) **United States Design Patent**  
**Wilson**

(10) **Patent No.: US D438,182 S**

(45) **Date of Patent: \*\* \*Feb. 27, 2001**

(54) **TOUCHSCREEN DISPLAY TERMINAL**

(75) **Inventor: Donald Wilson, Toronto (CA)**

(73) **Assignee: King Products Inc., Mississauga (CA)**

(\* ) **Notice:** This patent is subject to a terminal disclaimer.

(\*\* ) **Term: 14 Years**

(21) **Appl. No.: 29/077,147**

(22) **Filed: Oct. 1, 1997**

(51) **LOC (7) Cl. .... 14-03**

(52) **U.S. Cl. .... D14/130; D20/10**

(58) **Field of Search** ..... D14/100, 101, D14/128, 146, 130, 140, 142, 103, 149-151, 113; D10/93; D20/10, 41; D24/150, 160, 185; D99/28; 379/419, 420, 428, 440, 433-436, 143, 155; 194/350

(56) **References Cited**

**U.S. PATENT DOCUMENTS**

- D. 338,673 \* 8/1993 Lewis ..... D14/218
- D. 347,930 \* 6/1994 Hunter ..... D99/28 X
- D. 377,784 \* 2/1997 Wilson ..... D14/100
- D. 378,082 \* 2/1997 Wilson ..... D20/10 X
- D. 378,534 \* 3/1997 Kato et al. .... D20/10

- D. 379,377 \* 5/1997 Rath ..... D20/41
- D. 380,498 \* 7/1997 Lunetta ..... D20/10
- D. 389,522 \* 1/1998 Hesselbach et al. .... D20/10
- D. 391,565 \* 3/1998 Nanjo ..... D14/130
- D. 395,129 \* 6/1998 Johnson ..... D99/28
- 4,930,157 \* 5/1990 Citron et al. .... 379/434 X

\* cited by examiner

*Primary Examiner*—Jeffrey Asch

(74) *Attorney, Agent, or Firm*—Sim & McBurney

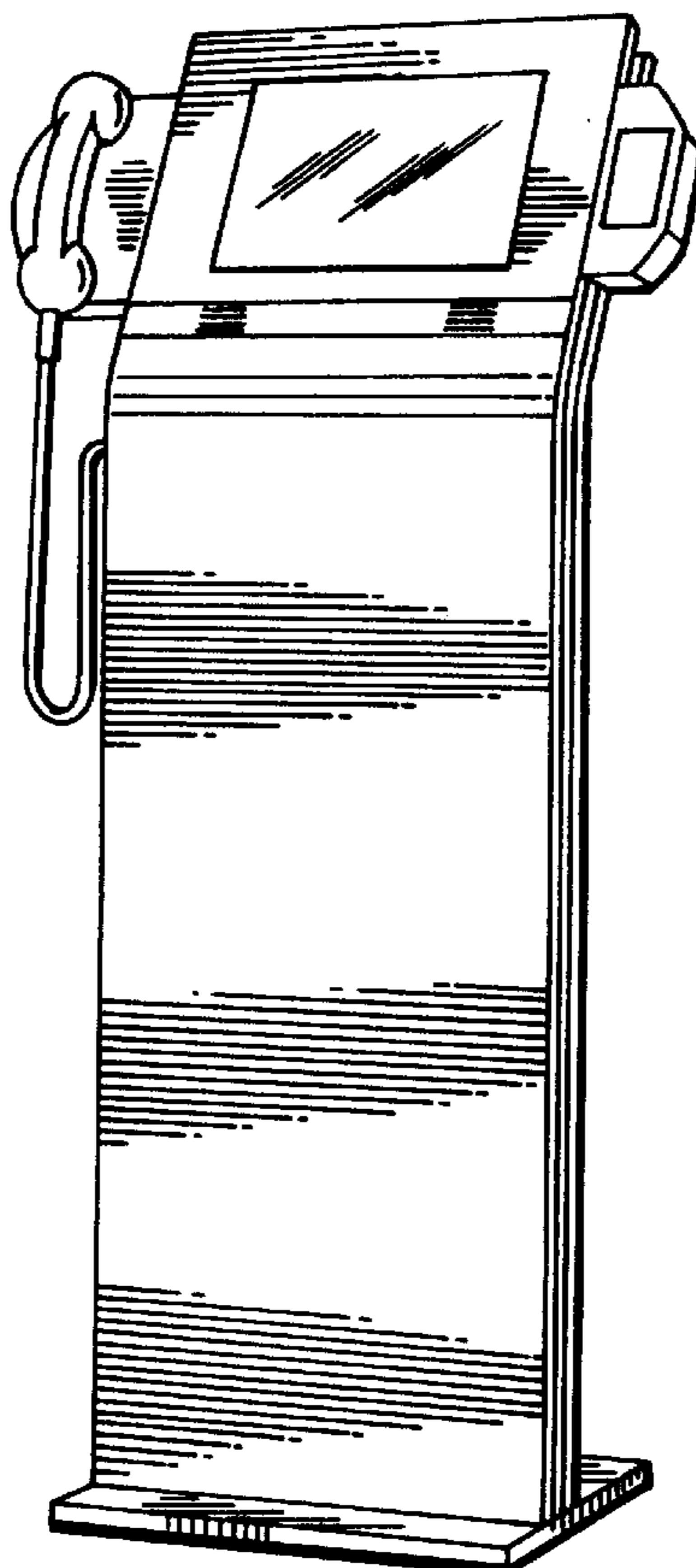
(57) **CLAIM**

The ornamental design for a touchscreen display terminal, as shown.

**DESCRIPTION**

FIG. 1 is a perspective view of a touchscreen display terminal according to the present design;  
 FIG. 2 is a front elevation view of the touchscreen display terminal of FIG. 1;  
 FIG. 3 is a plan view of the touchscreen display terminal of FIG. 1;  
 FIG. 4 is a rear view of the touchscreen display terminal of FIG. 1;  
 FIG. 5 is a right side elevation view of the touchscreen display terminal of FIG. 1; and,  
 FIG. 6 is a left side elevation view of the touchscreen display terminal of FIG. 1.

**1 Claim, 2 Drawing Sheets**



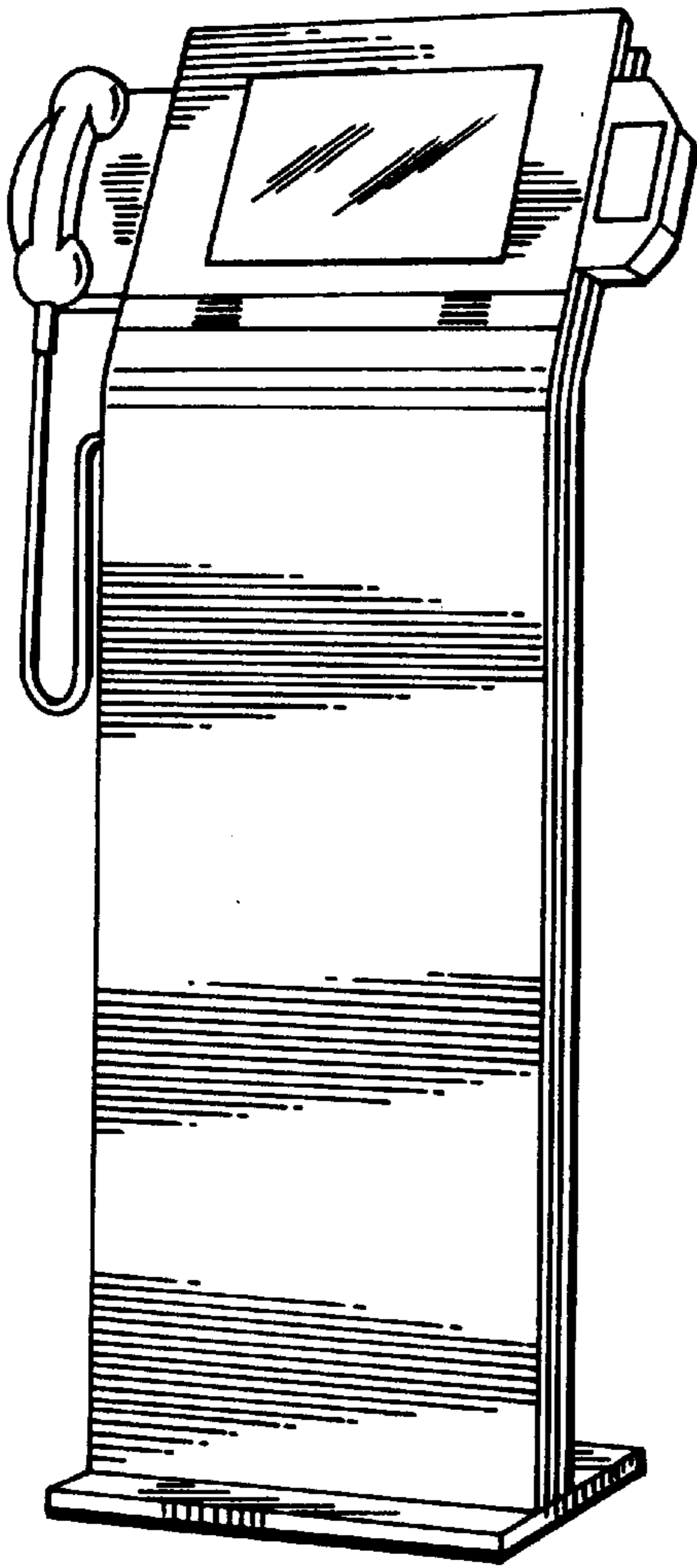


FIG. 1.

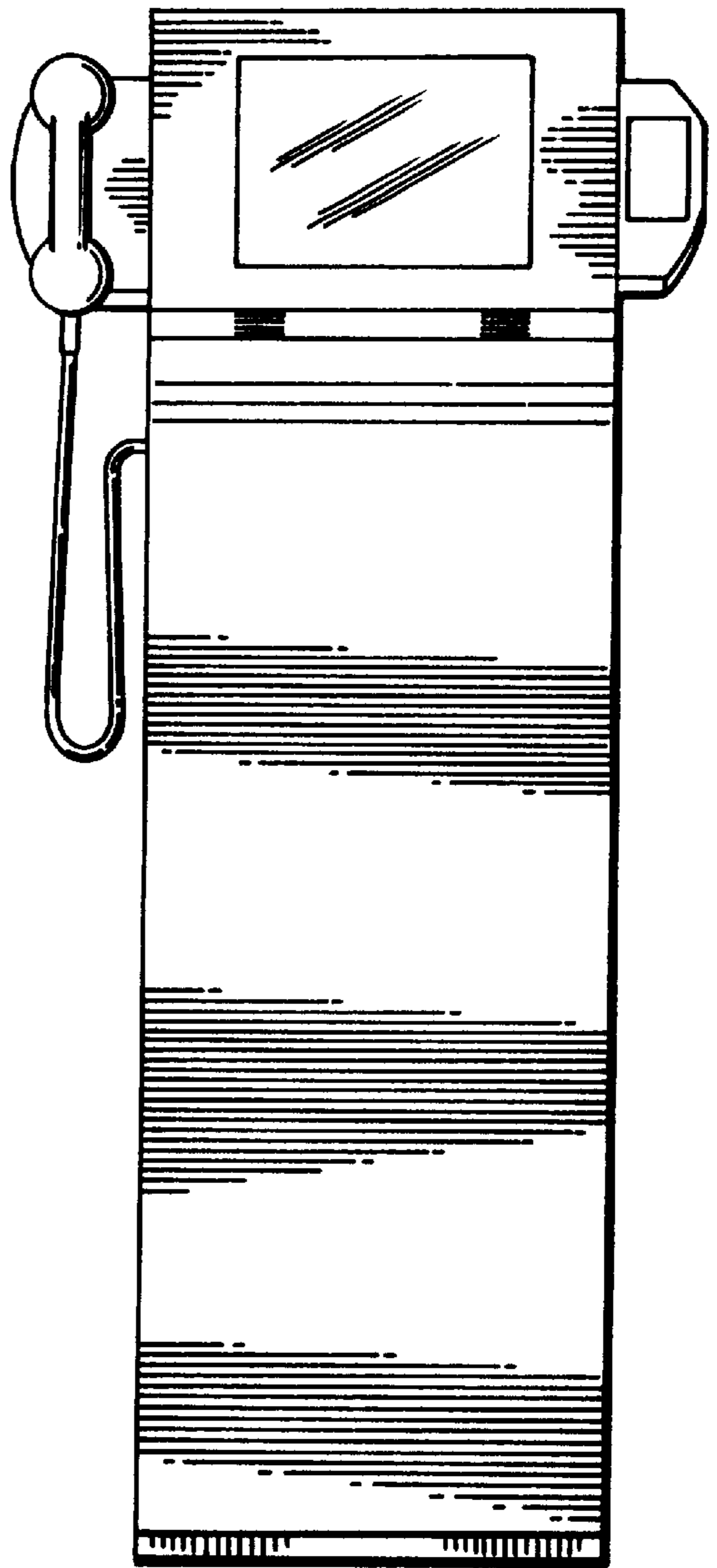


FIG. 2.

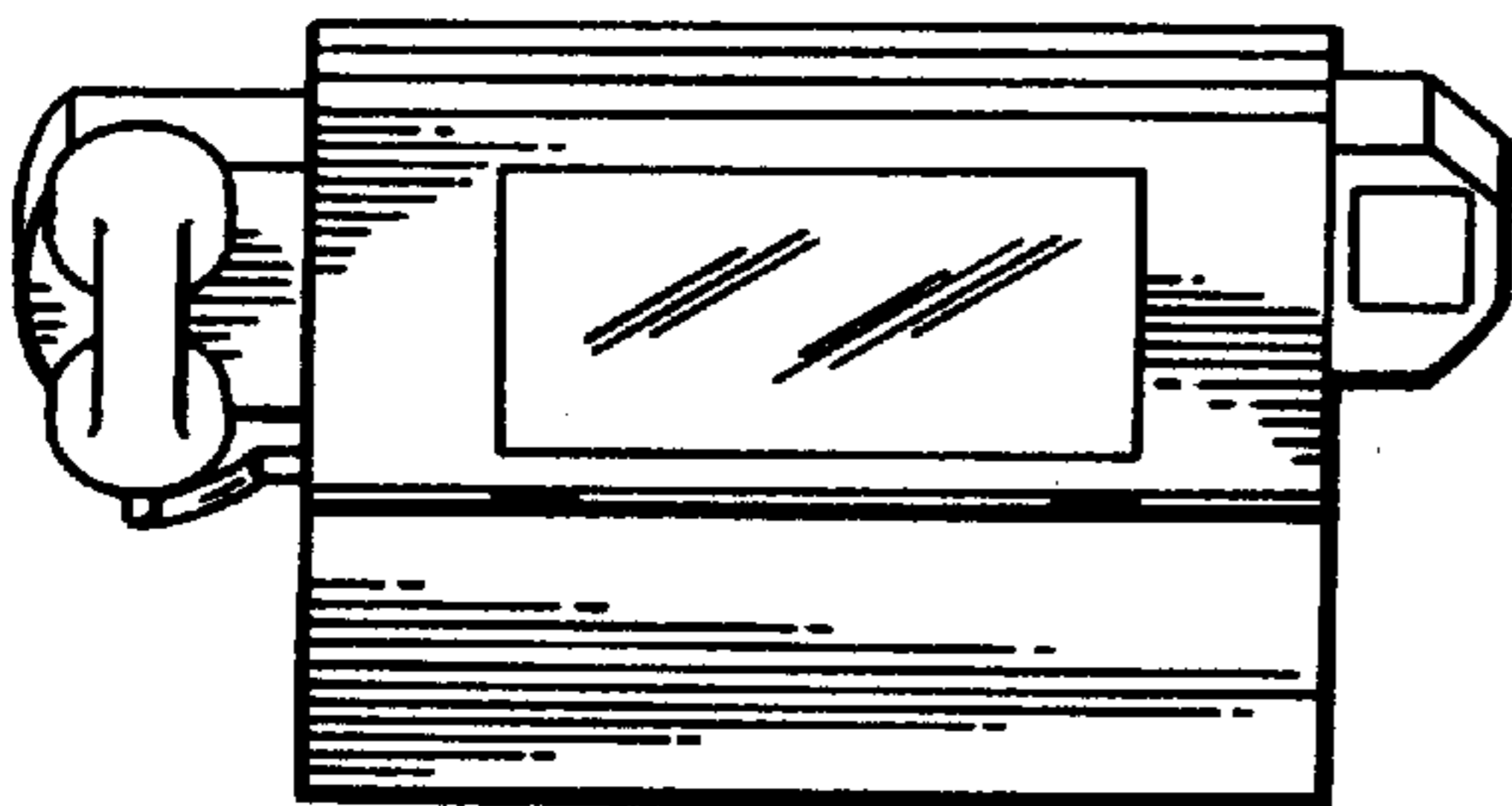


FIG. 3.

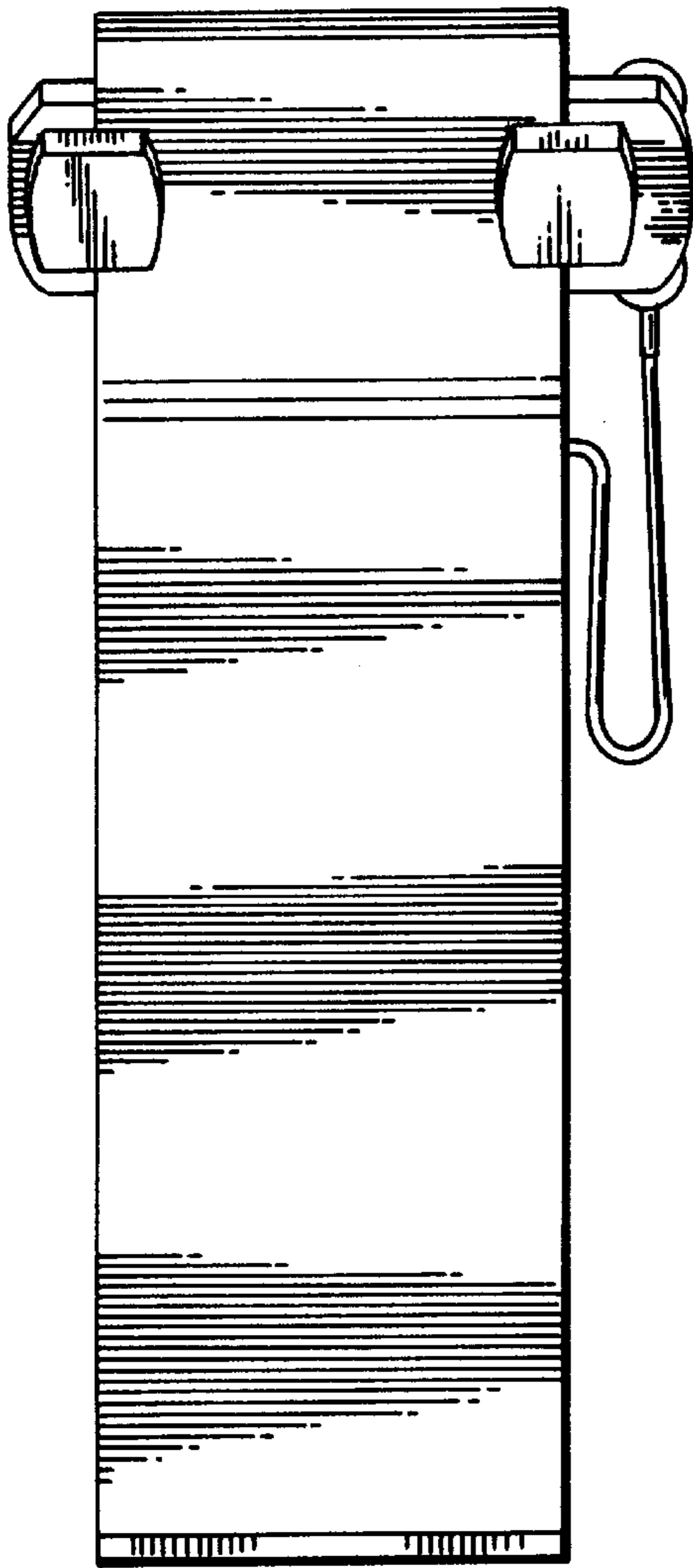


FIG. 4.

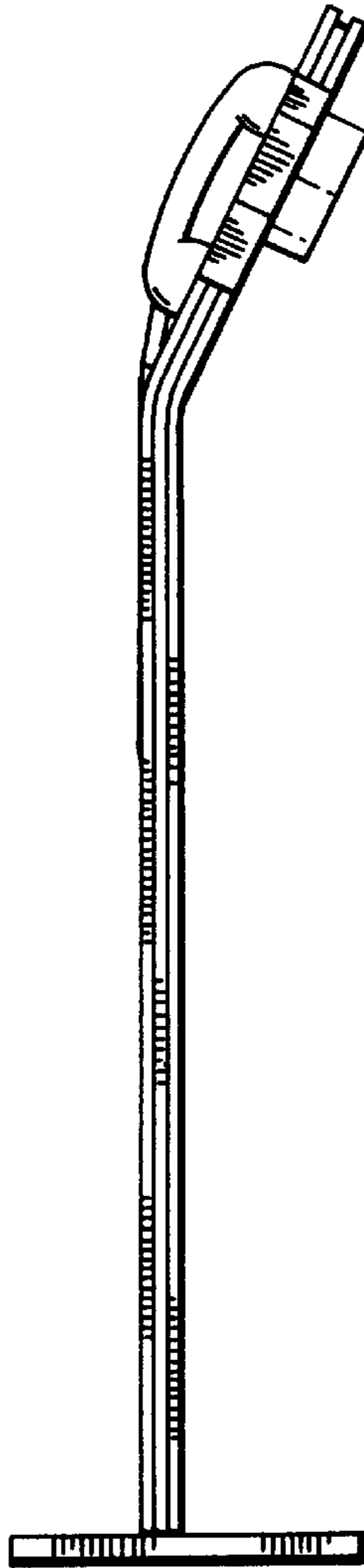


FIG. 5.

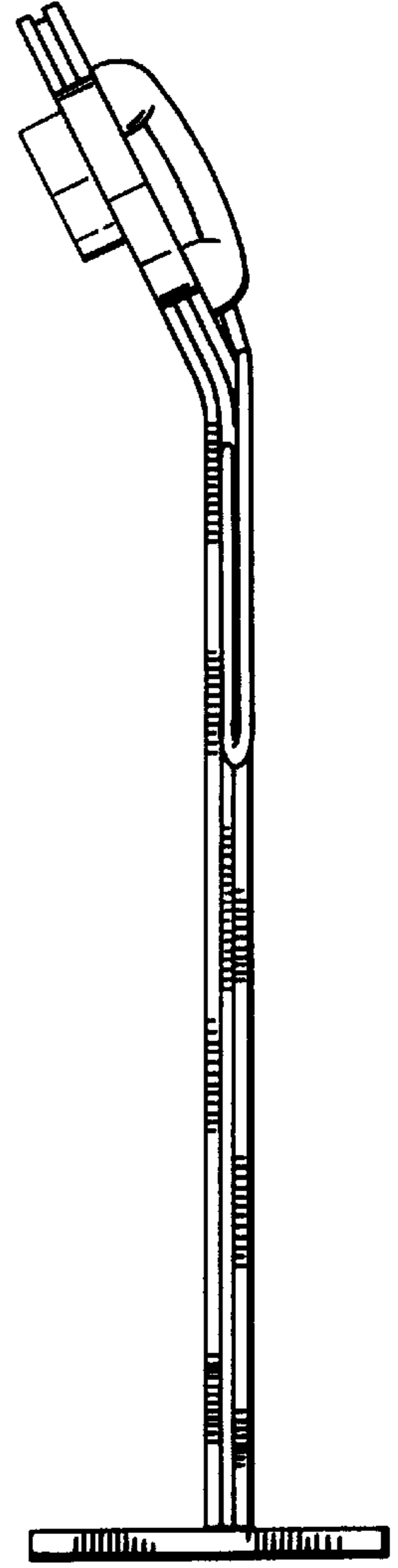


FIG. 6.