



US00D438158S

(12) **United States Design Patent**  
**Fitzgerald**

(10) **Patent No.:** **US D438,158 S**

(45) **Date of Patent:** **\*\* Feb. 27, 2001**

(54) **MOTOR VEHICLE WHEEL FRONT FACE**

(75) Inventor: **Kevin Fitzgerald**, Long Beach, CA  
(US)

(73) Assignee: **KMC Products, Inc.**, Riverside, CA  
(US)

(\*\*) Term: **14 Years**

(21) Appl. No.: **29/120,927**

(22) Filed: **Mar. 29, 2000**

(51) **LOC (7) Cl.** ..... **12-16**

(52) **U.S. Cl.** ..... **D12/209**

(58) **Field of Search** ..... D12/204-211;  
301/37.1, 64.1, 65

(56) **References Cited**

**U.S. PATENT DOCUMENTS**

- D. 384,022 \* 9/1997 Hatter ..... D12/209
- D. 399,470 \* 10/1998 Sacco et al. .... D12/209
- D. 403,649 \* 1/1999 Moreno ..... D12/211
- D. 407,363 \* 3/1999 Muzzarelli ..... D12/209

- D. 411,501 \* 6/1999 Cullen ..... D12/209
- D. 412,309 \* 7/1999 Stacy ..... D12/209
- D. 413,852 \* 9/1999 Cullen ..... D12/209
- D. 418,794 \* 1/2000 Chung ..... D12/209
- D. 418,798 \* 1/2000 Muzzarelli et al. .... D12/211
- D. 423,442 \* 4/2000 Hussaini et al. .... D12/209

\* cited by examiner

*Primary Examiner*—Stacia Cadmus

(74) *Attorney, Agent, or Firm*—Dykema Gossett PLLC

(57) **CLAIM**

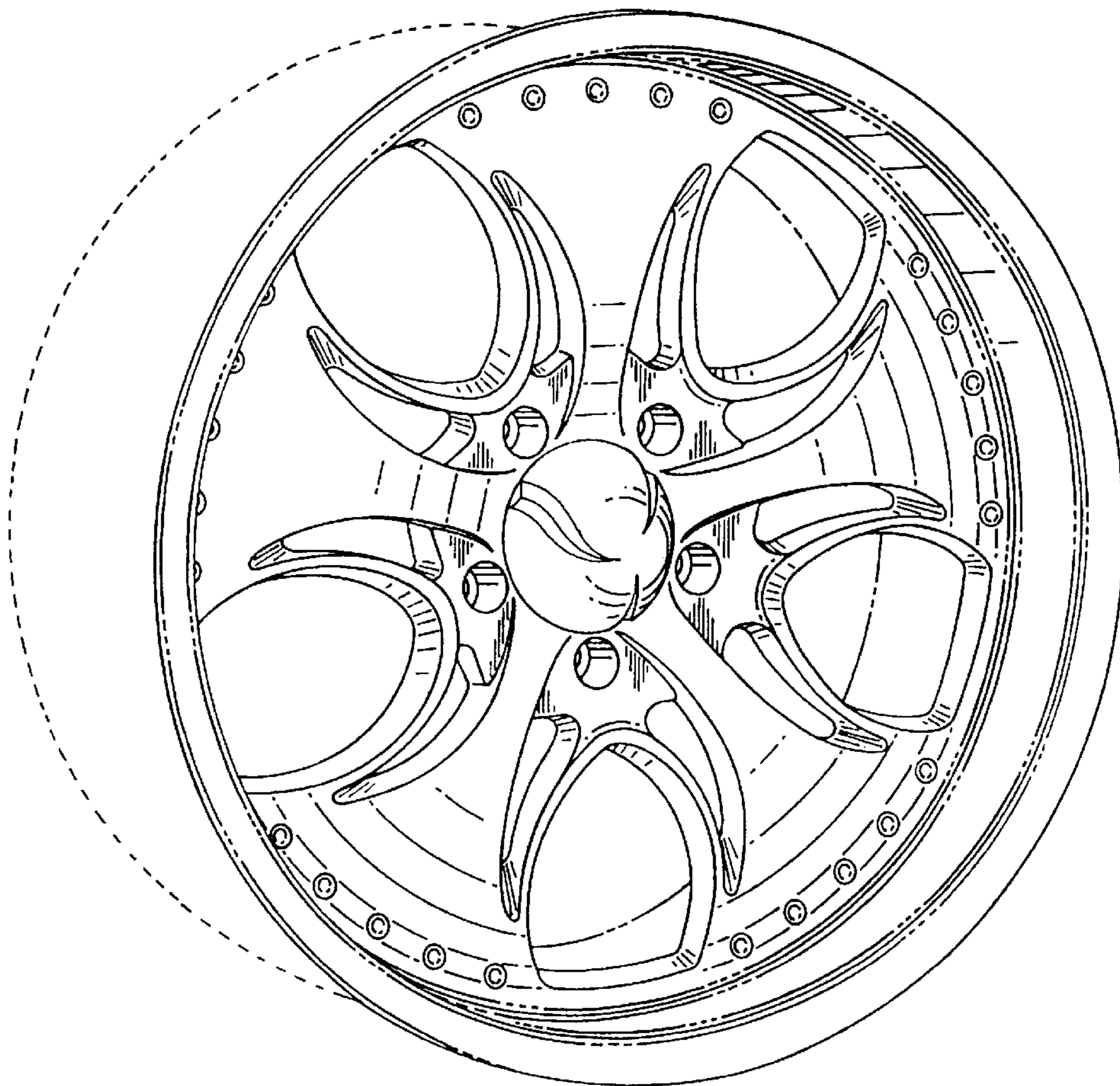
The ornamental design for a motor vehicle wheel front face, as shown and described.

**DESCRIPTION**

FIG. 1 is a front perspective view of a motor vehicle wheel showing my new design; and, FIG. 2 is a front elevational view of the wheel shown in FIG. 1.

The phantom line showing of environment is for illustrative purposes only and forms no part of the claimed design.

**1 Claim, 2 Drawing Sheets**



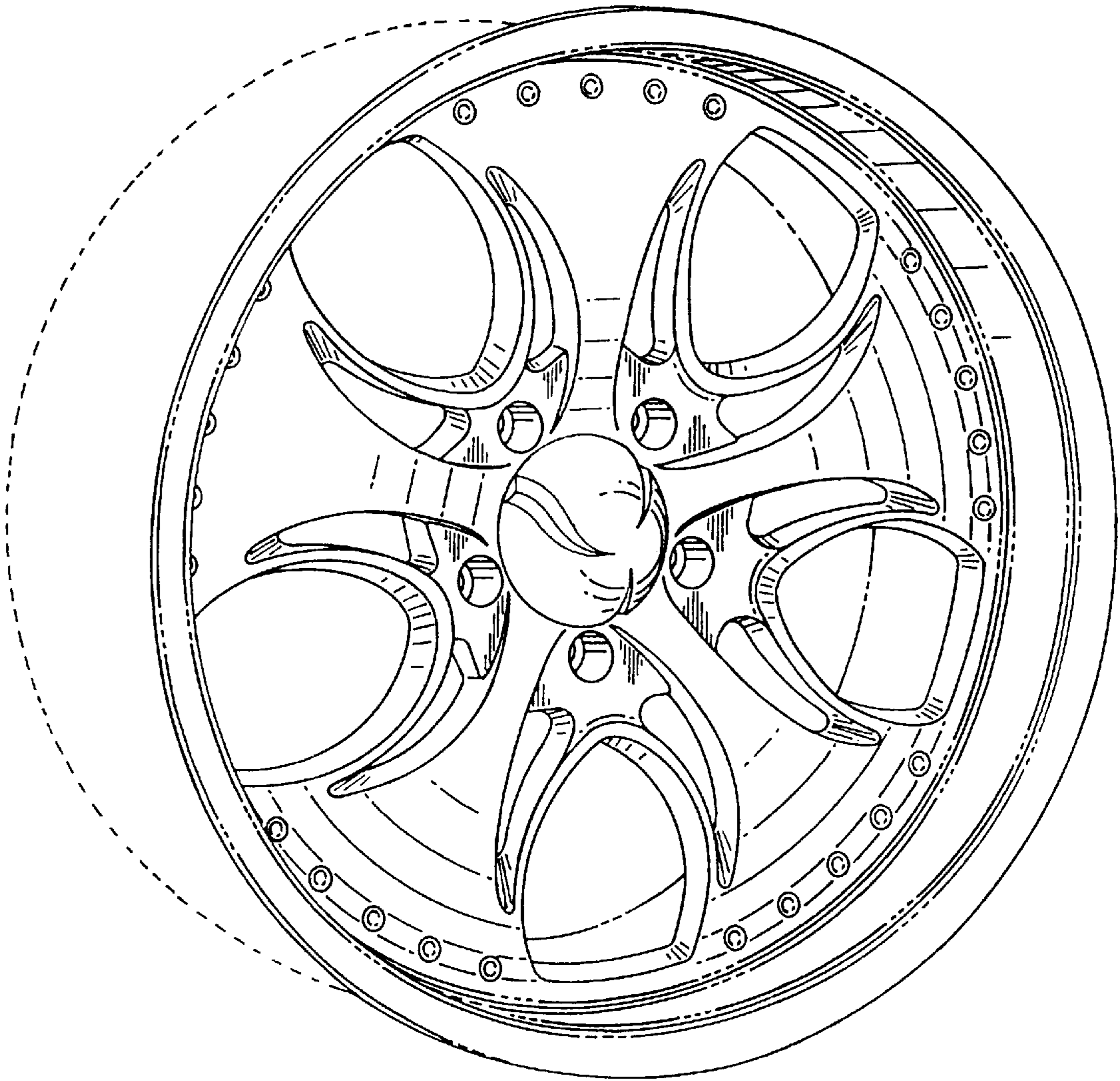


FIG. 1



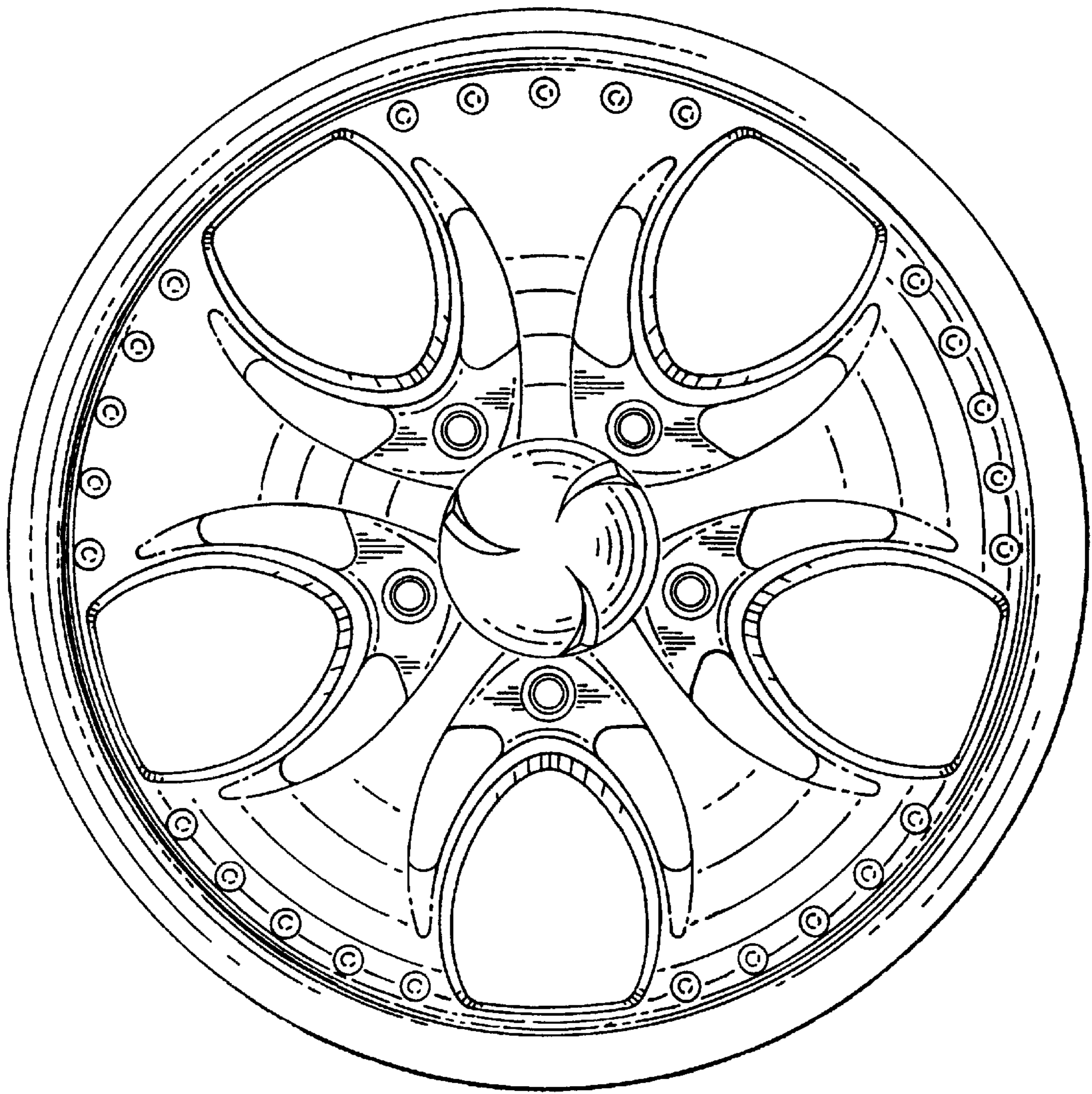


FIG. 2