



US00D438154S

(12) **United States Design Patent**  
**Schardt**

(10) **Patent No.:** **US D438,154 S**

(45) **Date of Patent:** **\*\* Feb. 27, 2001**

(54) **SEGMENT OF A RIM FOR AN  
AUTOMOTIVE VEHICLE WHEEL**

(75) **Inventor:** **James J. Schardt**, Dayton, OH (US)

(73) **Assignee:** **Dayton Wheel Products Company**,  
Dayton, OH (US)

(\*\*) **Term:** **14 Years**

(21) **Appl. No.:** **29/130,858**

(22) **Filed:** **Oct. 10, 2000**

(51) **LOC (7) Cl.** ..... **12-16**

(52) **U.S. Cl.** ..... **D12/208**

(58) **Field of Search** ..... D12/204-211;  
301/37.1, 64.1, 65

(56) **References Cited**

**U.S. PATENT DOCUMENTS**

- D. 25,425 \* 4/1896 Lobdell ..... D12/208
- D. 173,664 \* 12/1954 Lyon ..... D12/204
- D. 184,573 \* 3/1959 Lyon ..... D12/204

- D. 203,250 \* 12/1965 McNulty ..... D12/204
- D. 398,894 \* 9/1998 Kelley ..... D12/208
- D. 415,089 \* 10/1999 Schardt ..... D12/208
- D. 416,529 \* 11/1999 Schardt ..... D12/208
- D. 433,369 \* 11/2000 Chung ..... D12/208

\* cited by examiner

*Primary Examiner*—Stacia Cadmus

(74) *Attorney, Agent, or Firm*—Thompson Hine & Flory  
LLP

(57) **CLAIM**

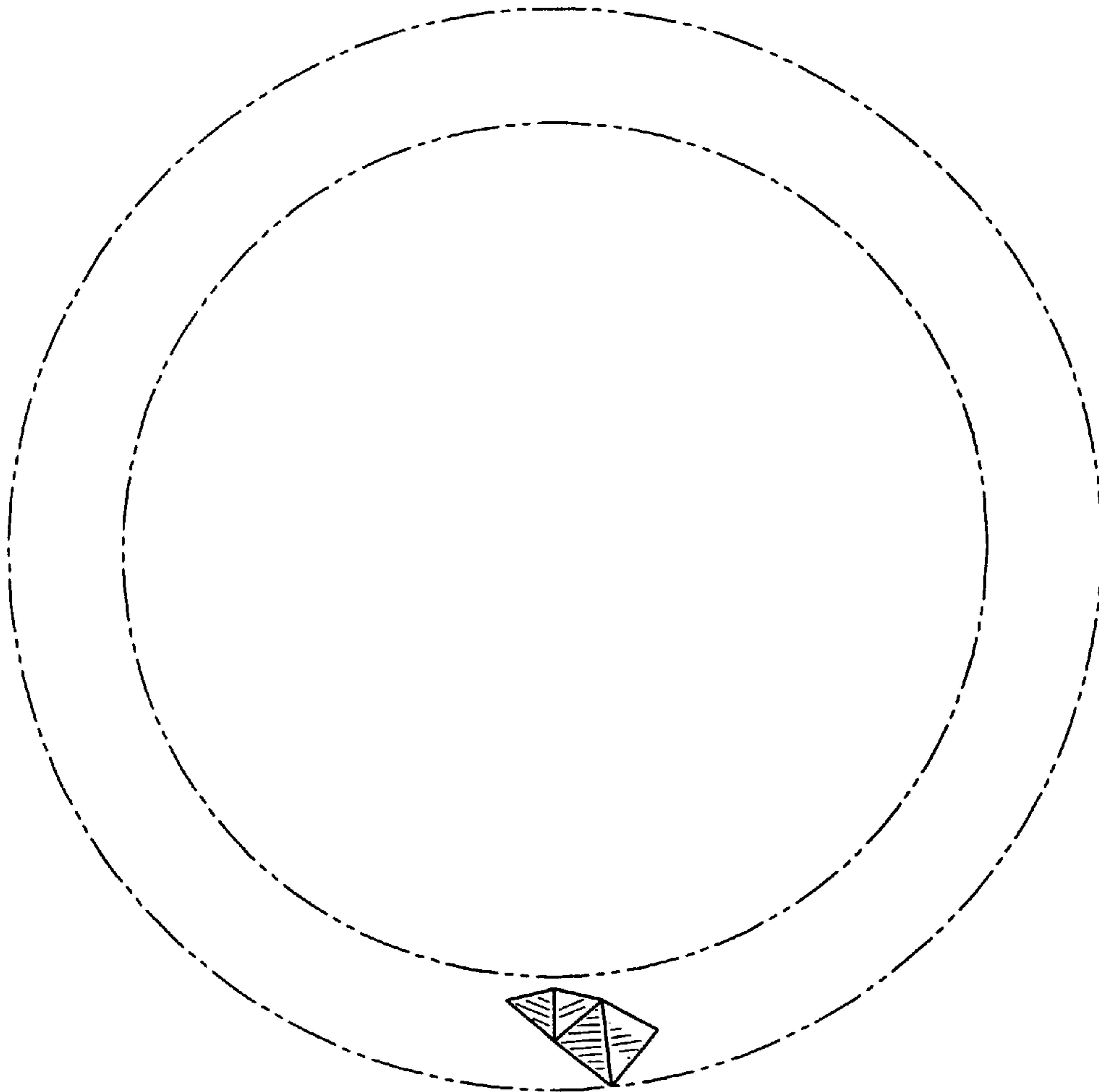
The ornamental design for a segment of a rim for an automotive vehicle wheel, as shown and described.

**DESCRIPTION**

FIG. 1 is a front elevational view of my new segment of a rim for an automotive vehicle wheel; and, FIG. 2 is a side perspective view thereof.

The broken line showing of environment is for illustrative purposes only and forms no part of the claimed design.

**1 Claim, 2 Drawing Sheets**



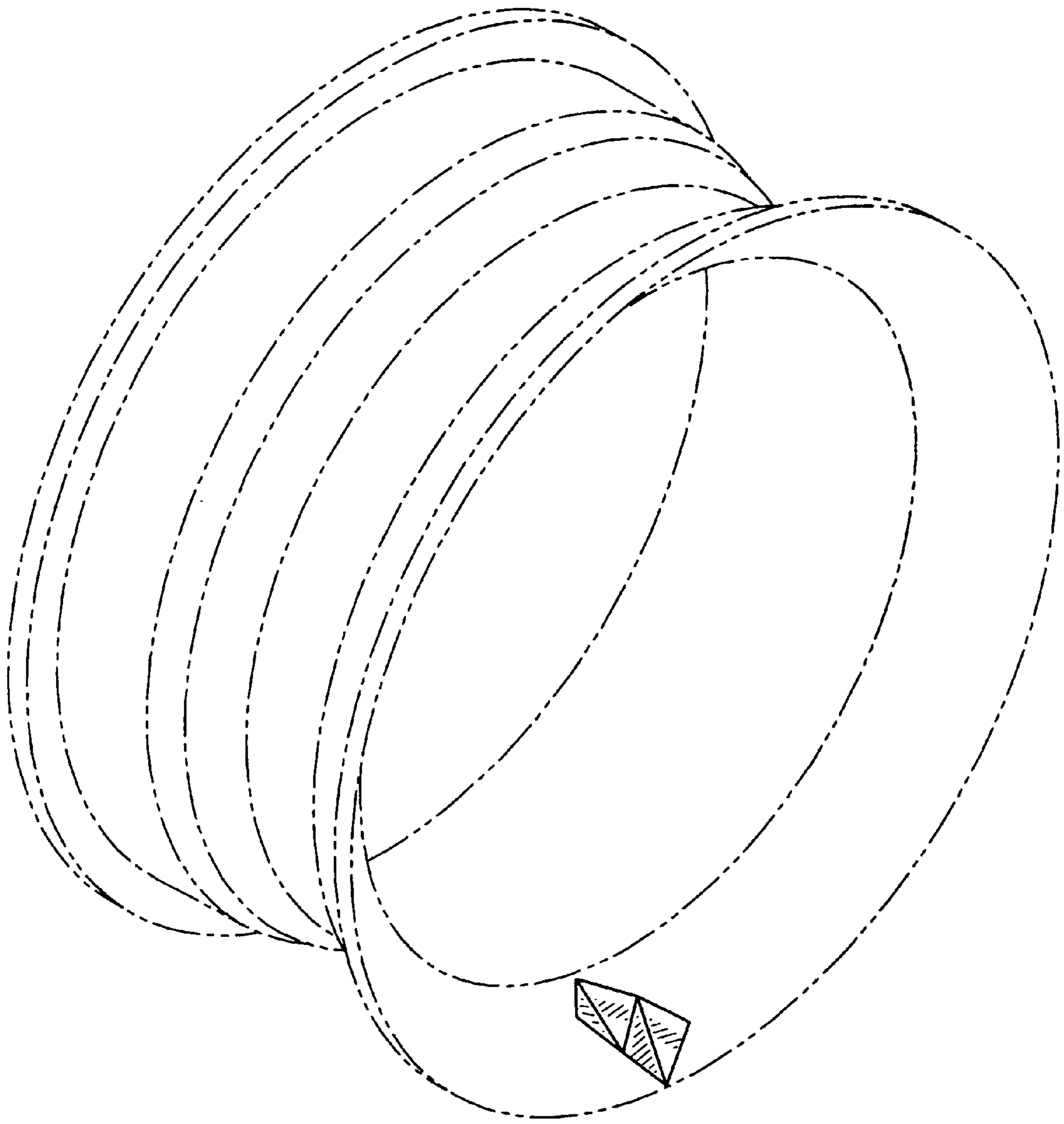


FIG. 1

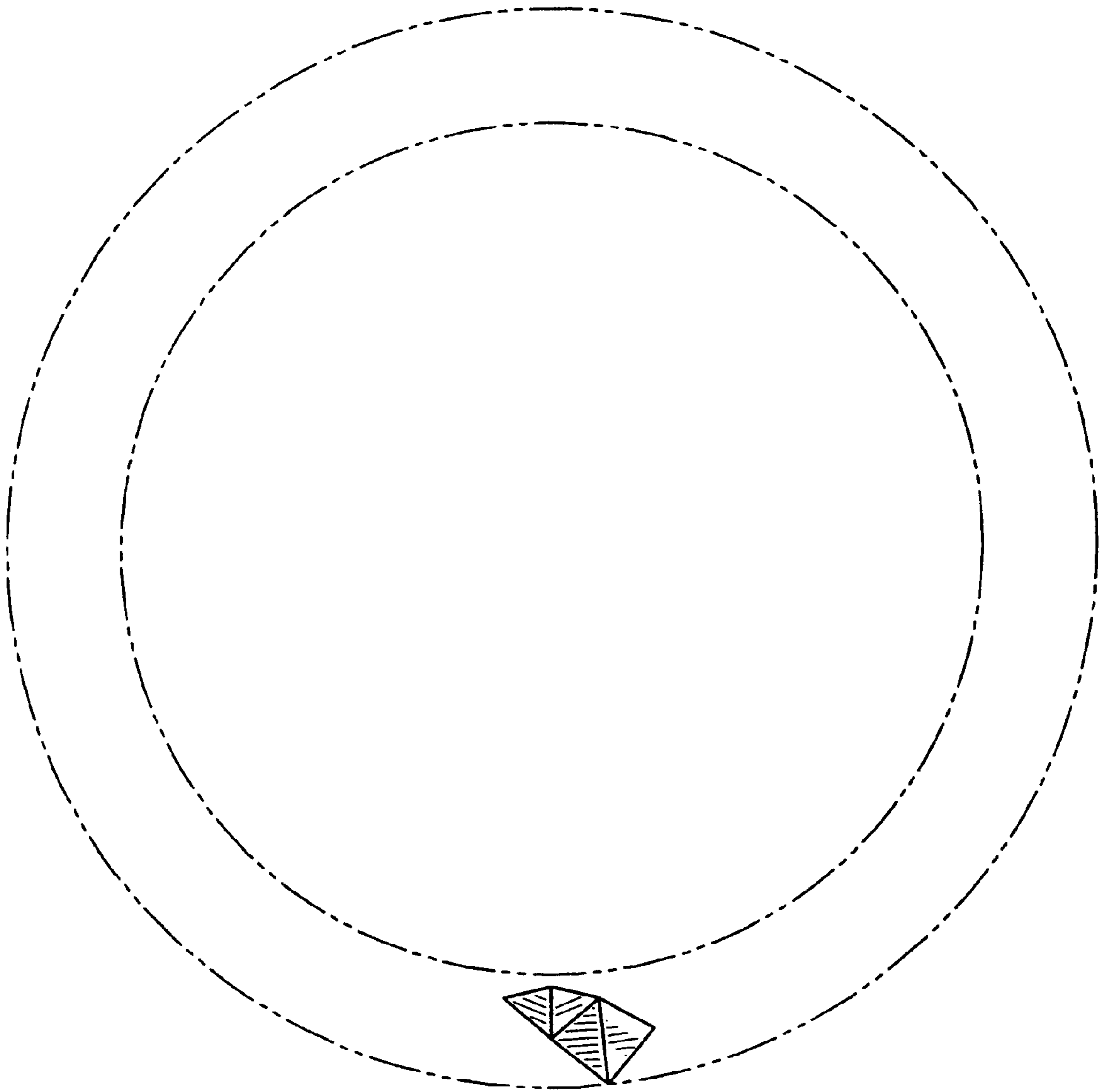


FIG. 2