



US00D438153S

(12) **United States Design Patent**
Schardt

(10) **Patent No.:** **US D438,153 S**

(45) **Date of Patent:** **** Feb. 27, 2001**

(54) **RIM FOR AN AUTOMOTIVE VEHICLE WHEEL**

(75) **Inventor:** **James J. Schardt**, Dayton, OH (US)

(73) **Assignee:** **Dayton Wheel Products Company**, Dayton, OH (US)

(**) **Term:** **14 Years**

(21) **Appl. No.:** **29/130,825**

(22) **Filed:** **Oct. 10, 2000**

(51) **LOC (7) Cl.** **12-16**

(52) **U.S. Cl.** **D12/208**

(58) **Field of Search** D12/204-211;
301/37.1, 64.1, 65

(56) **References Cited**

U.S. PATENT DOCUMENTS

- D. 25,425 * 4/1896 Lobdell D12/208
- D. 173,664 * 12/1954 Lyon D12/204
- D. 184,573 * 3/1959 Lyon D12/204

- D. 203,250 * 12/1965 McNulty D12/204
- D. 398,894 * 9/1998 Kelley D12/208
- D. 415,089 * 10/1999 Schardt D12/208
- D. 416,529 * 11/1999 Schardt D12/208
- D. 433,369 * 11/2000 Chung D12/208

* cited by examiner

Primary Examiner—Stacia Cadmus

(74) *Attorney, Agent, or Firm*—Thompson Hine & Flory LLP

(57) **CLAIM**

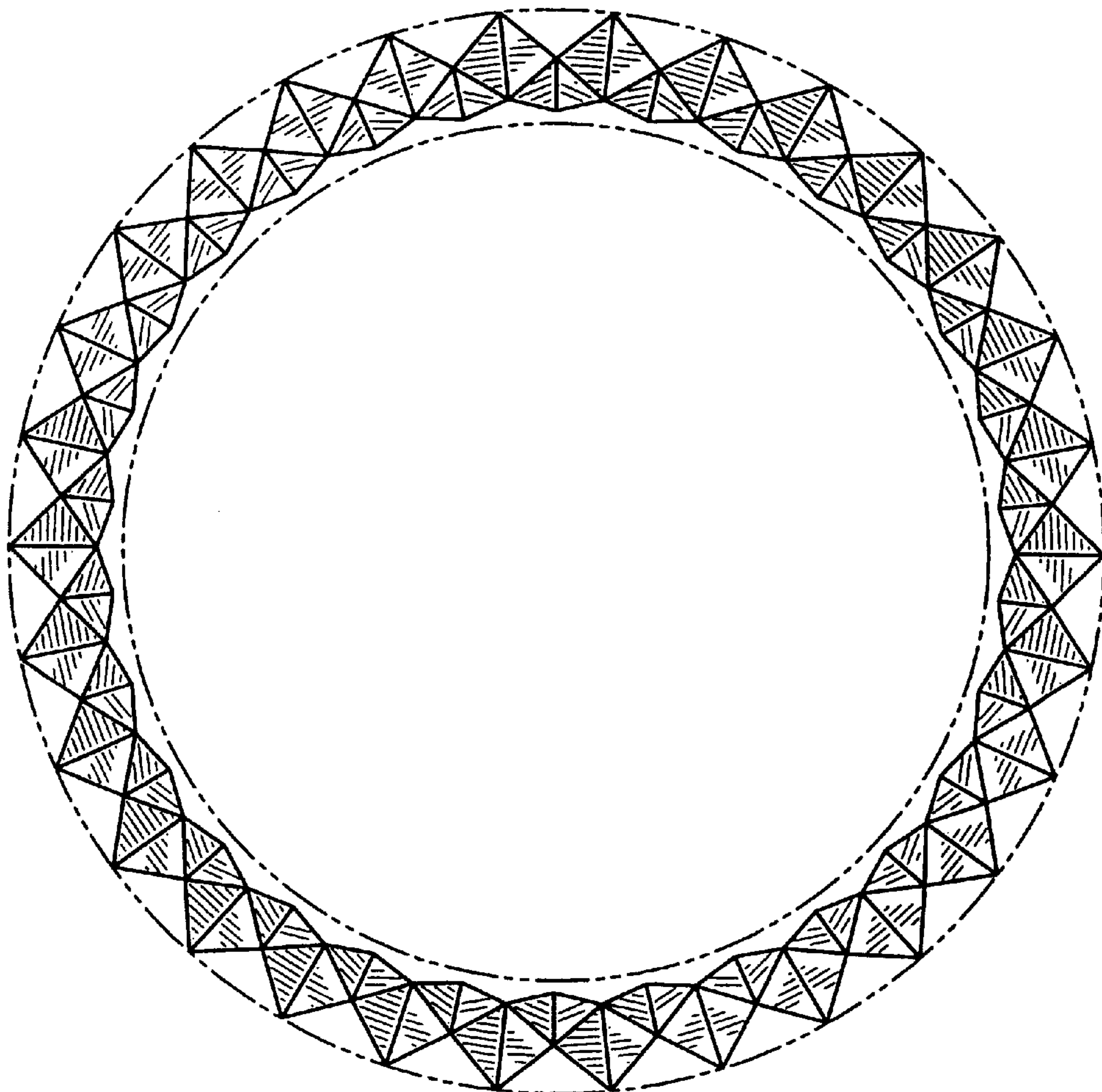
The ornamental design for a rim for an automotive vehicle wheel, as shown and described.

DESCRIPTION

FIG. 1 is a front elevational view of my new rim for an automotive vehicle wheel; and, FIG. 2 is a side perspective view thereof.

The broken line showing of environment is for illustrative purposes only and forms no part of the claimed design.

1 Claim, 2 Drawing Sheets



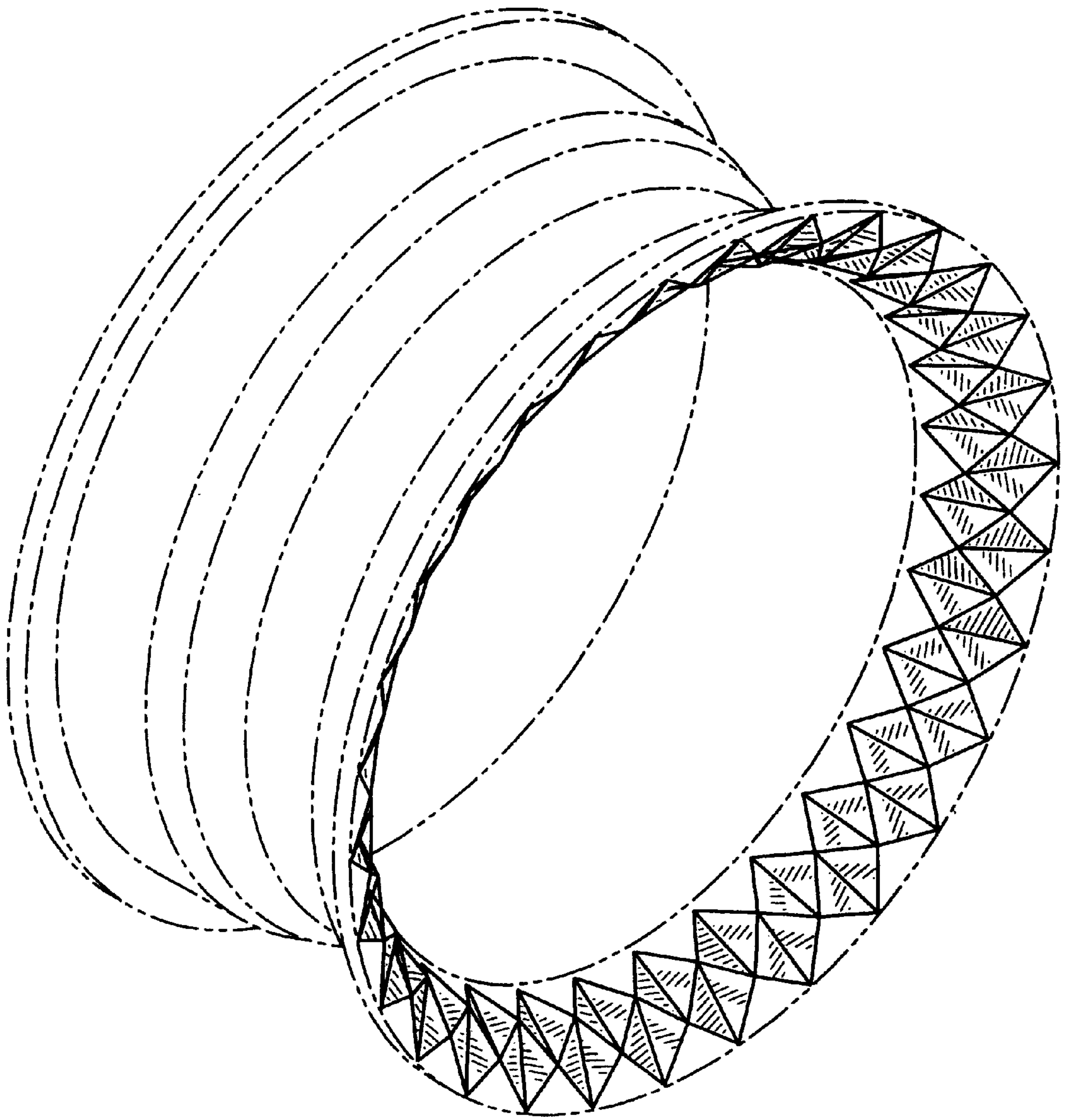


FIG. 1

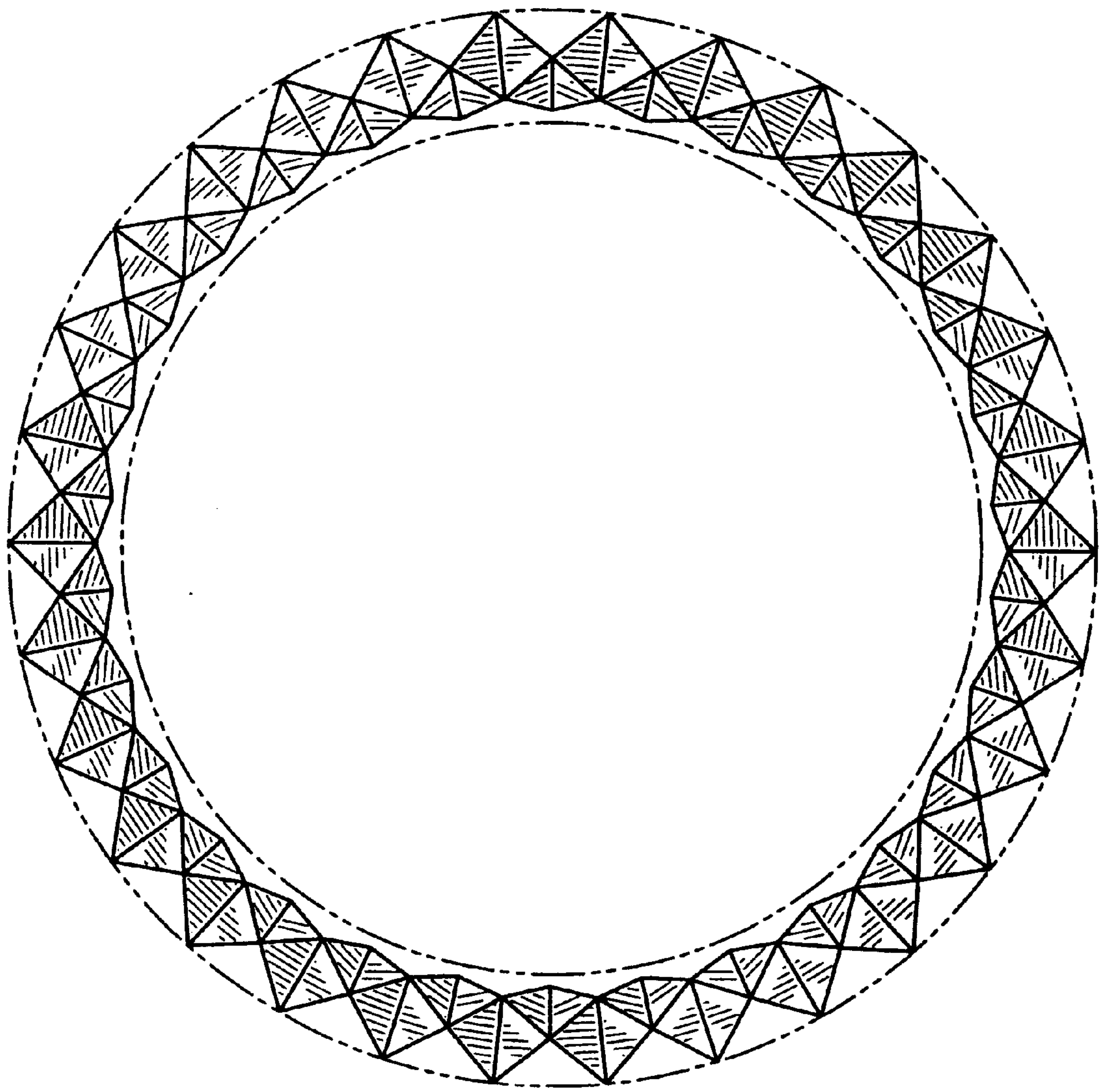


FIG. 2