



US00D438132S

(12) **United States Design Patent**
Givings

(10) **Patent No.:** **US D438,132 S**

(45) **Date of Patent:** **** Feb. 27, 2001**

(54) **CHILD MONITORING DEVICE WITH STRAP**

Primary Examiner—Marcus A. Jackson

(76) **Inventor:** **Doreen S Givings**, 9640 S. Hamilton Ave., Chicago, IL (US) 60643

(57) **CLAIM**

The ornamental design for a child monitoring device with strap, as shown and described.

(**) **Term:** **14 Years**

DESCRIPTION

(21) **Appl. No.:** **29/125,459**

The nature and intended use of the article being an ornamental design that permits 2 way communication between parent and child.

(22) **Filed:** **Jun. 23, 2000**

(51) **LOC (7) Cl.** **10-05**

FIG. 1 is a front elevational view of the child monitoring device with strap of the present invention;

(52) **U.S. Cl.** **D10/104**

FIG. 2 is a rear elevational view of the child monitoring device with strap of FIG. 1;

(58) **Field of Search** D10/104, 106, D10/116, 121; 340/546, 571, 572, 573, 586

FIG. 3 is a left side elevational view of the child monitoring device with strap of FIG. 1;

(56) **References Cited**

FIG. 4 is a right side elevational view of the child monitoring device with strap of FIG. 1;

U.S. PATENT DOCUMENTS

FIG. 5 is a top plan view of the child monitoring device with strap of FIG. 1; and,

D. 406,073 * 2/1999 Clemons D10/104

FIG. 6 is a bottom plan view of the child monitoring device with strap of FIG. 1.

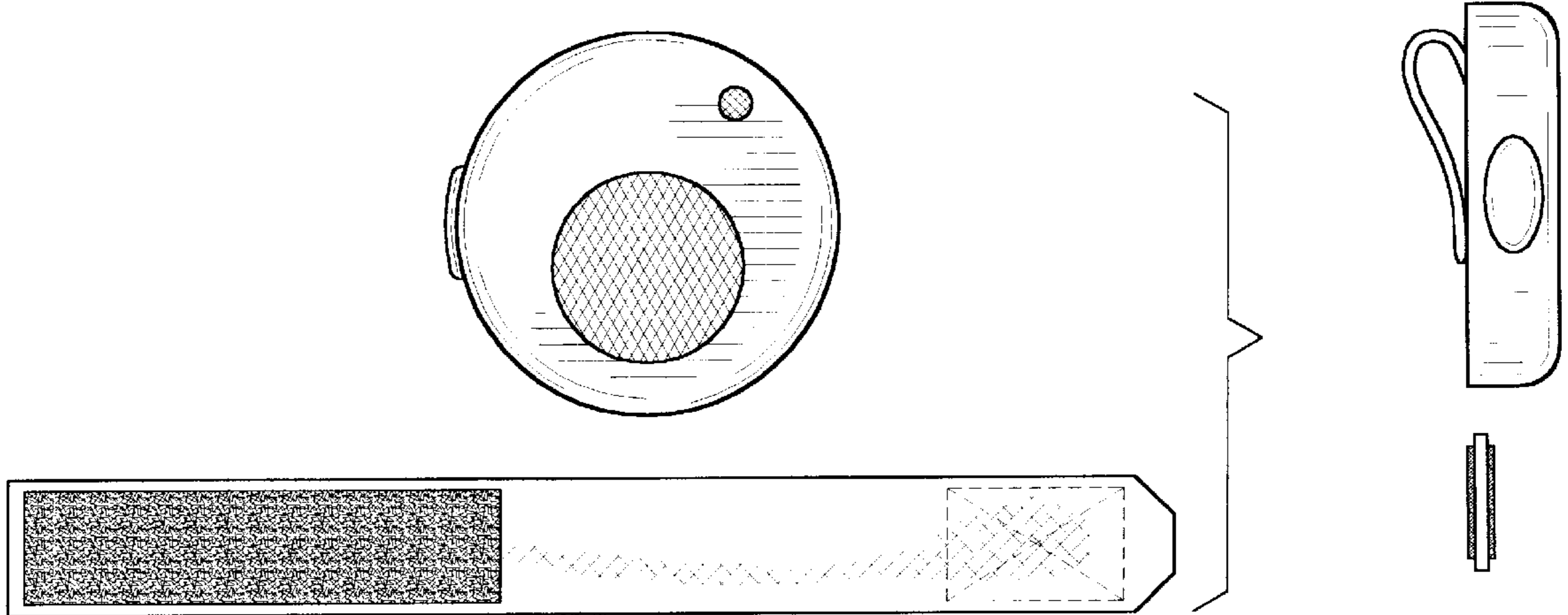
D. 423,389 * 4/2000 Boyd D10/104

D. 424,463 * 5/2000 Babers, Jr. D10/104

D. 427,049 * 6/2000 Hunter D10/104

* cited by examiner

1 Claim, 2 Drawing Sheets



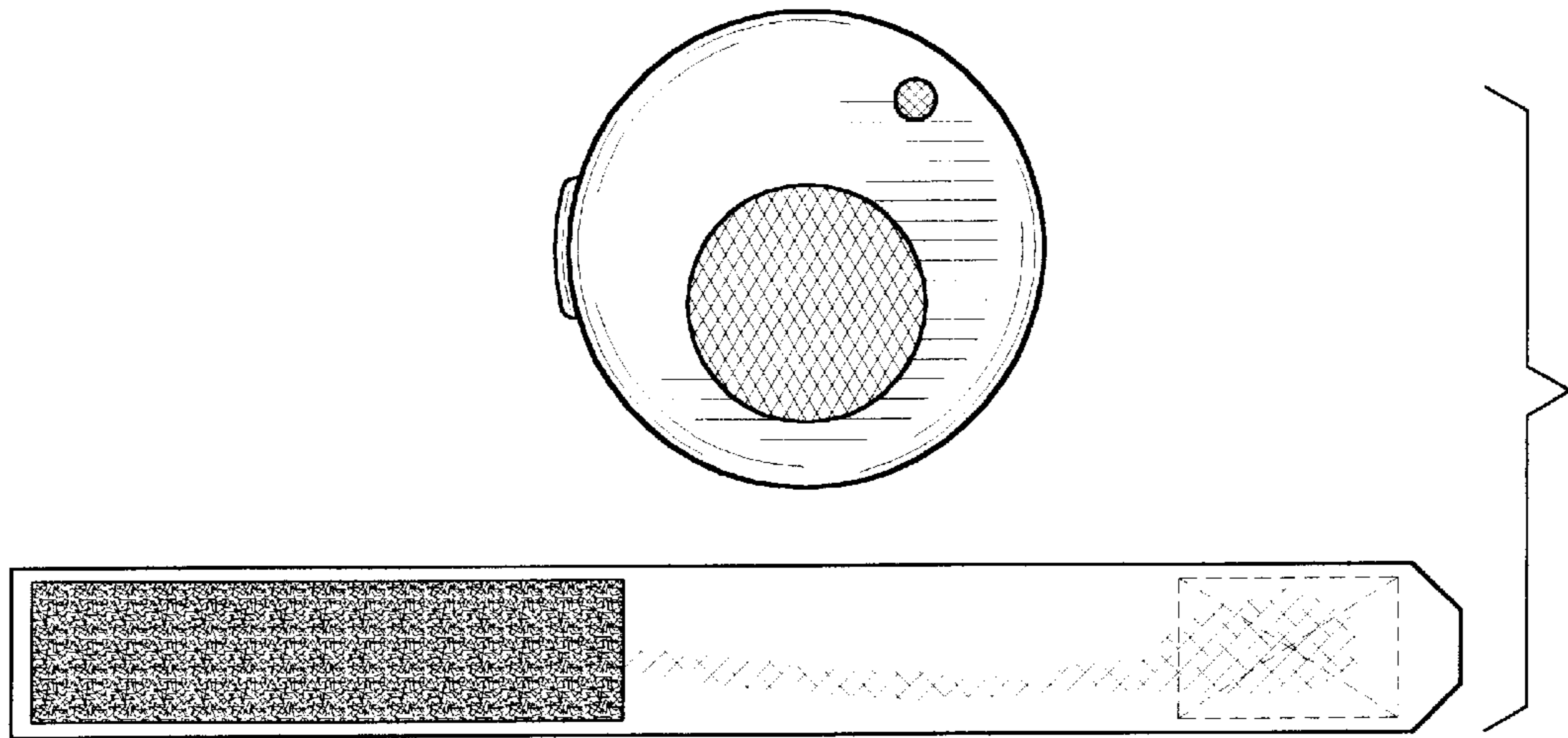


Fig. 1

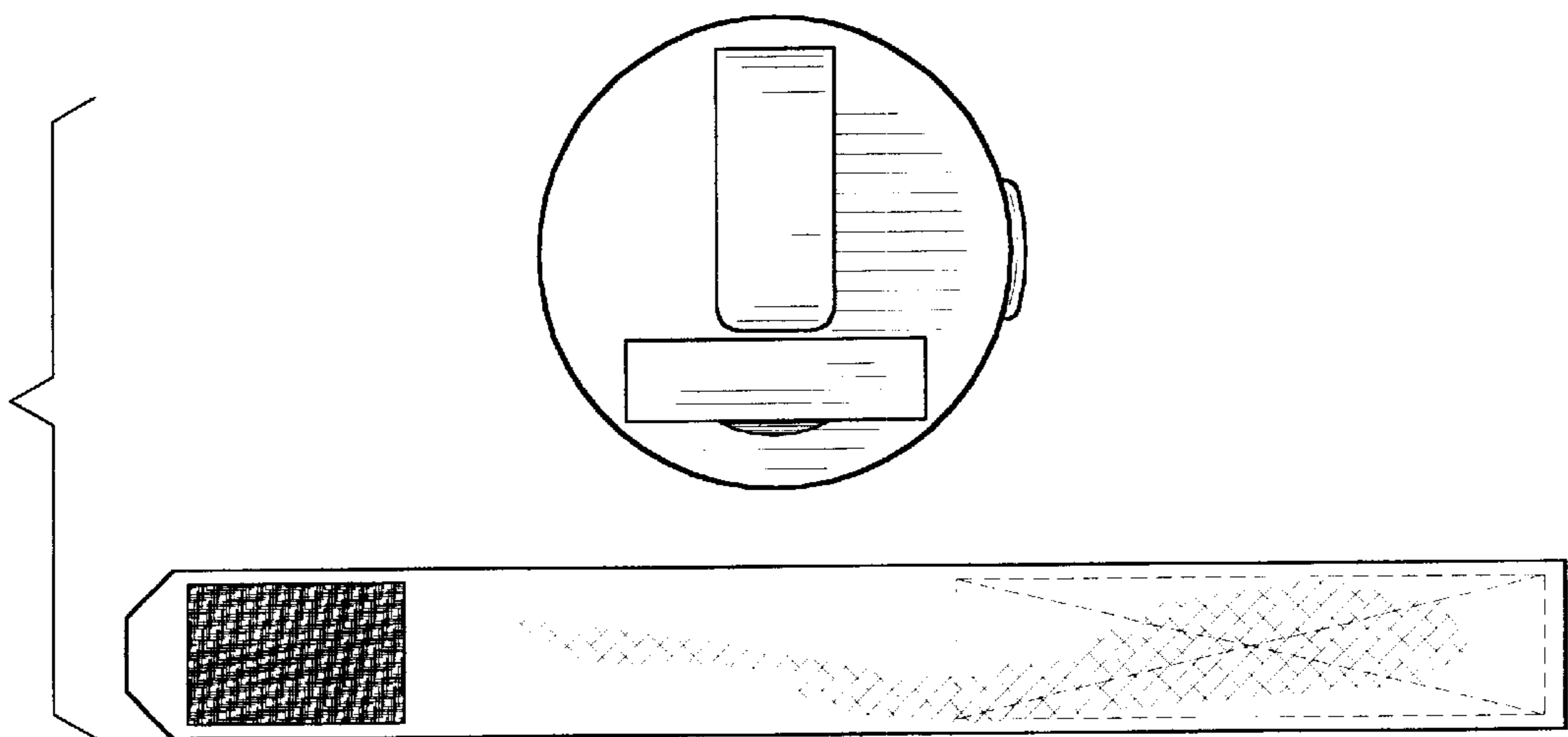


Fig. 2

