



US00D438124S

(12) **United States Design Patent**
Trauchessec

(10) **Patent No.:** **US D438,124 S**

(45) **Date of Patent:** **** Feb. 27, 2001**

(54) **WRIST-WATCH**

(76) **Inventor:** **Jean-Claude Trauchessec**, 135 bis rue
Lamarck, Paris (FR), 75018

(**) **Term:** **14 Years**

(21) **Appl. No.:** **29/117,194**

(22) **Filed:** **Jan. 20, 2000**

(30) **Foreign Application Priority Data**

Aug. 19, 1999 (XH) DM/048 870

(51) **LOC (7) Cl.** **10-02**

(52) **U.S. Cl.** **D10/33; D10/39**

(58) **Field of Search** D10/1-40, 122-132;
D11/3-25; D14/173; 63/1.1, 3, 5, 11; 368/276-277,
280-282, 285

(56) **References Cited**

U.S. PATENT DOCUMENTS

- D. 146,175 * 1/1947 Fuller D14/173
- D. 146,874 * 6/1947 Rockola D14/173
- D. 153,276 * 4/1949 Fuller D14/173

- D. 156,378 * 12/1949 Schwartz D14/173
- D. 310,337 * 9/1990 Ratajski D10/39
- D. 340,407 * 10/1993 Rahe et al. D9/328
- D. 353,338 * 12/1994 Peersmann D10/6
- D. 374,180 * 10/1996 Agarwal D10/33
- D. 380,688 * 7/1997 Hsu D10/6
- 2,229,978 * 1/1941 Kolberg .

* cited by examiner

Primary Examiner—Nelson C. Holtje

(57) **CLAIM**

The ornamental design for a wrist-watch, as shown and described.

DESCRIPTION

FIG. 1 is a front elevational view of a wrist-watch showing my new design;

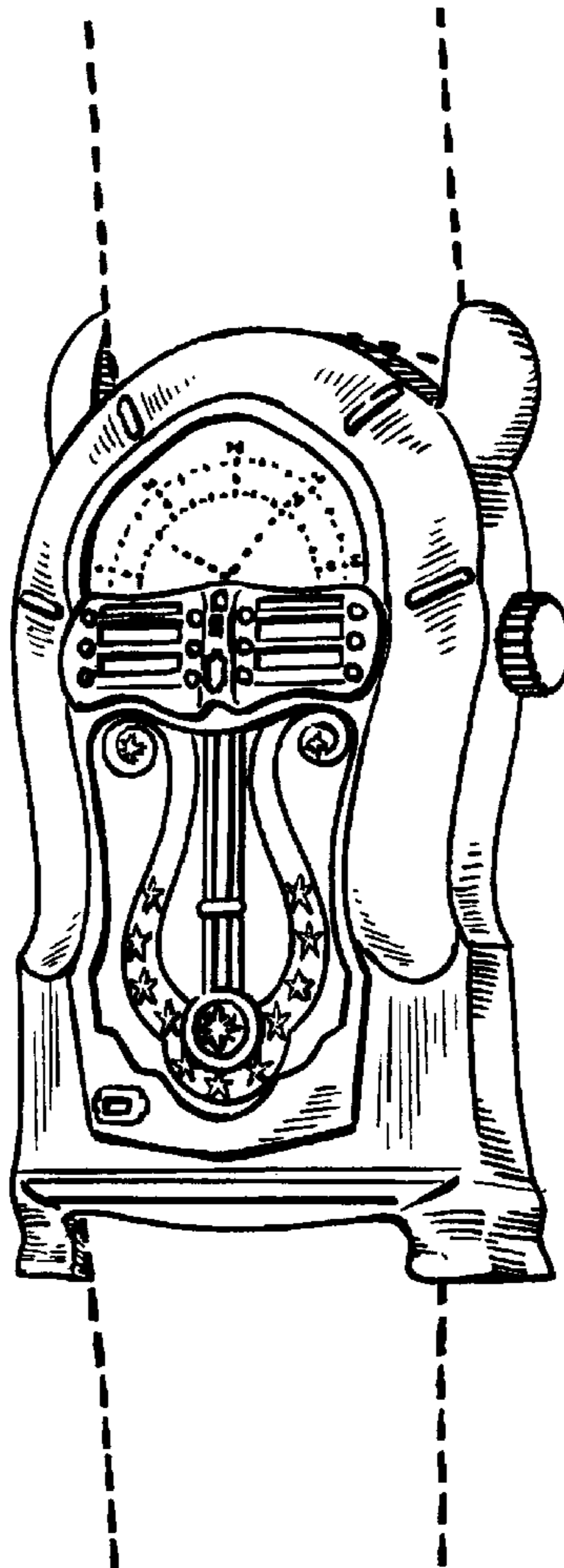
FIG. 2 is a rear elevational view thereof;

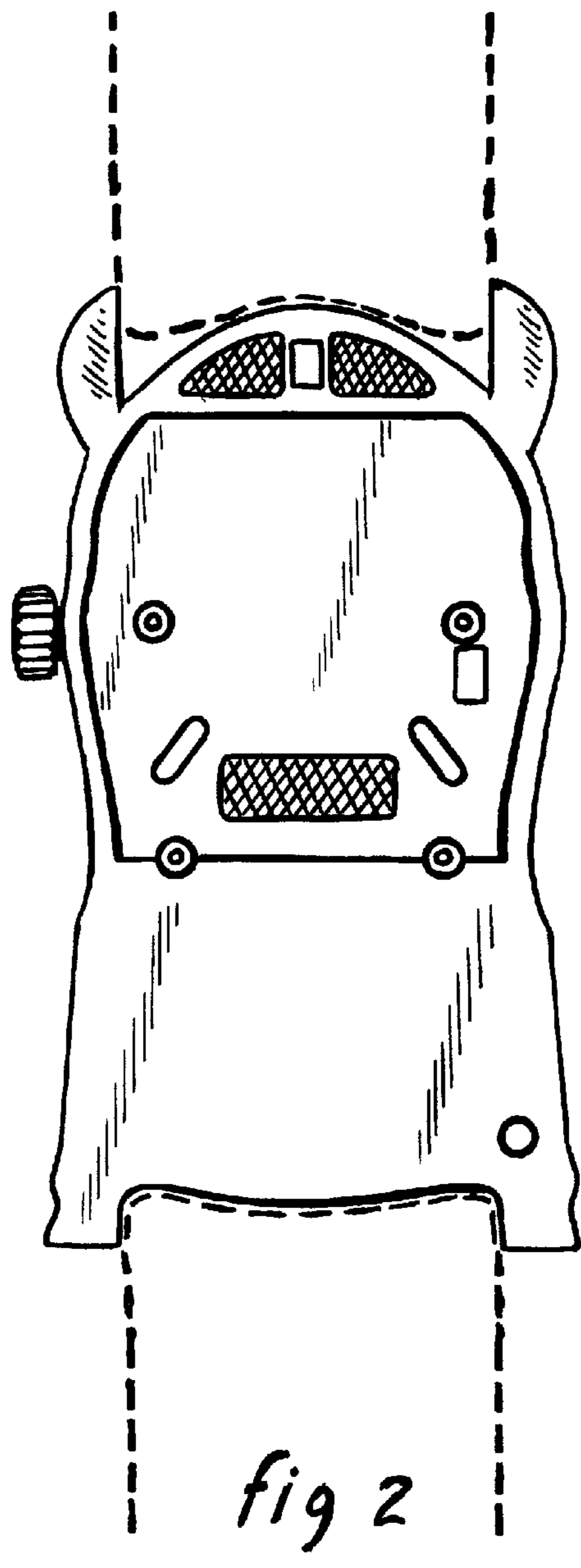
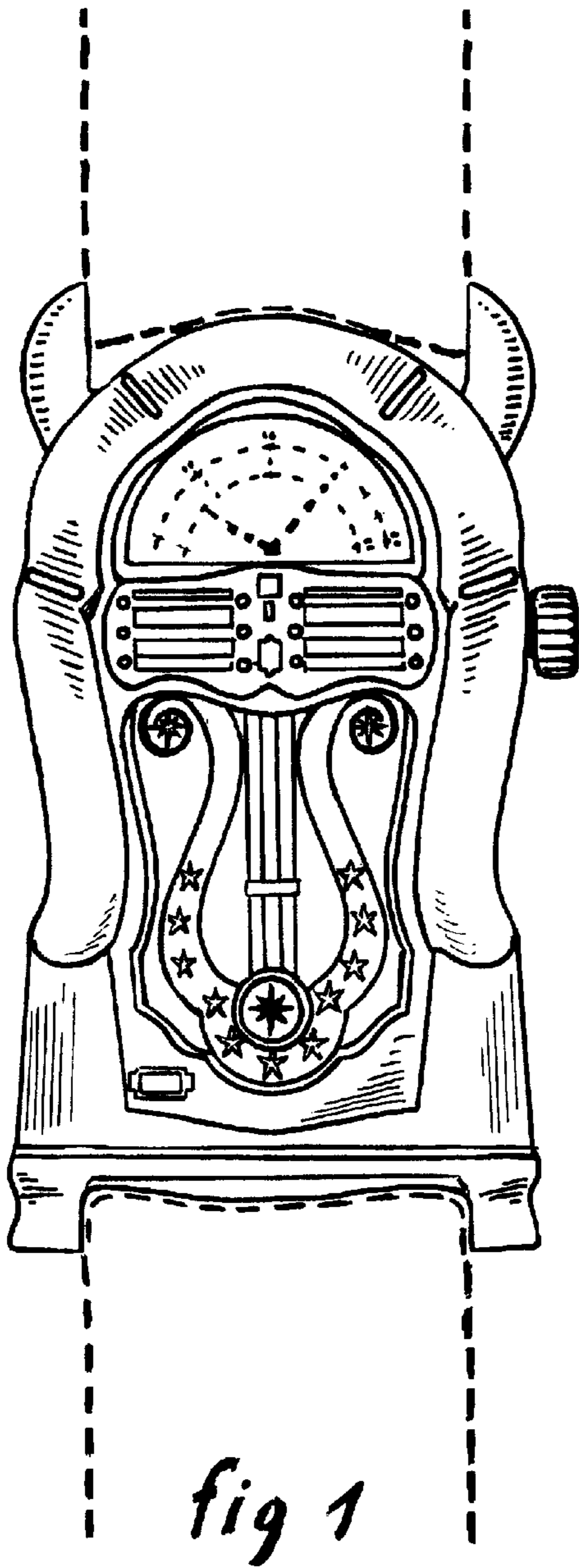
FIG. 3 is a right side elevational view thereof; and,

FIG. 4 is a perspective view thereof.

The dial and bands are shown in broken lines for illustrative purposes only and forms no part of the claimed design.

1 Claim, 2 Drawing Sheets





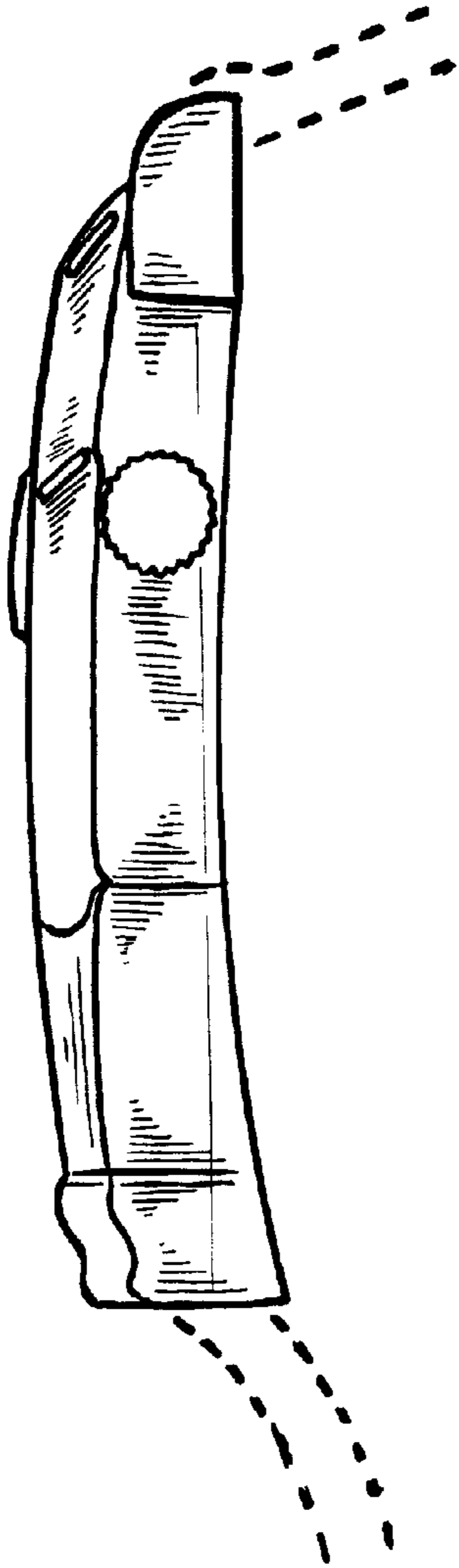


fig 3

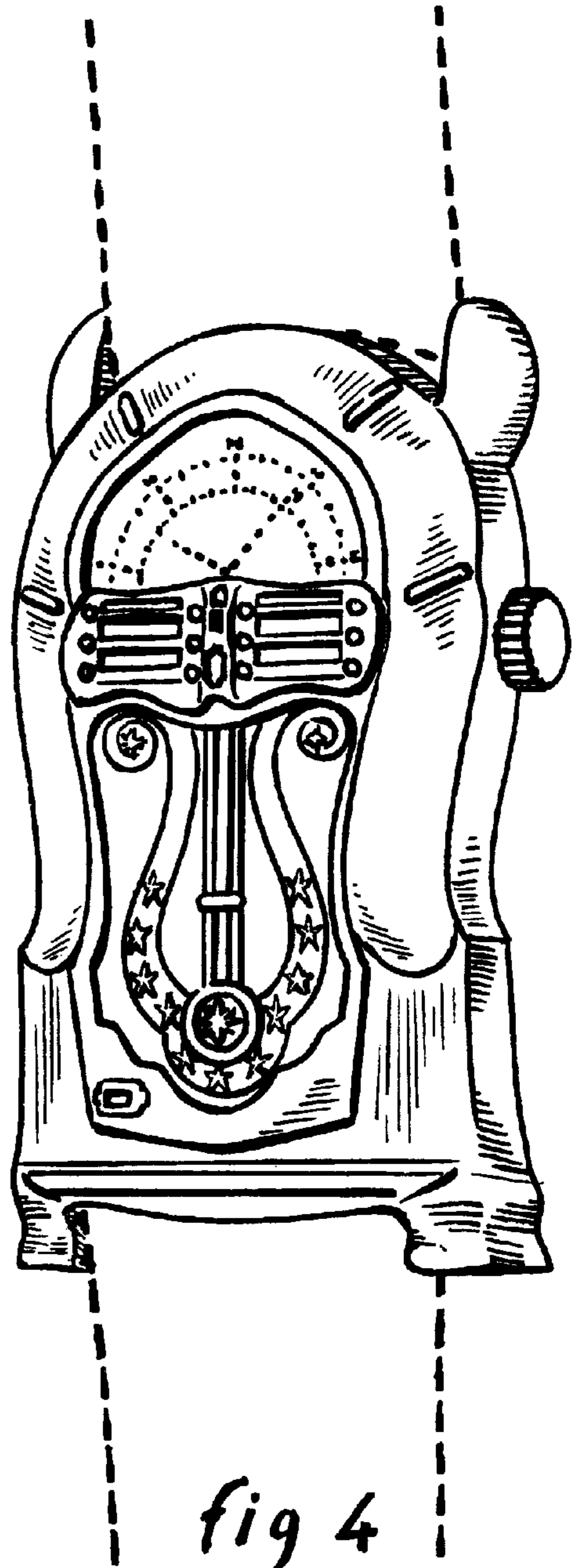


fig 4