



US00D438104S

(12) **United States Design Patent**
Hacker et al.

(10) **Patent No.:** **US D438,104 S**

(45) **Date of Patent:** **** Feb. 27, 2001**

(54) **BLISTER PACKAGE**

(75) Inventors: **Mark G. Hacker**, Laguna Hills; **Drew Sherline**, Coto de Caza; **Anthony Saladino**, Laguna Niguel, all of CA (US)

(73) Assignee: **One Source Industries, Inc.**, Irvine, CA (US)

(**) Term: **14 Years**

(21) Appl. No.: **29/125,114**

(22) Filed: **Jun. 19, 2000**

(51) **LOC (7) Cl.** **09-03**

(52) **U.S. Cl.** **D9/415**

(58) **Field of Search** D9/415, 418, 414,
D9/457; 206/461-471, 806, 495

(56) **References Cited**

U.S. PATENT DOCUMENTS

- D. 248,543 * 7/1978 Strelcheck D9/415
- D. 350,693 * 9/1994 Pratt D9/415
- D. 364,739 * 12/1995 Okamoto et al. D9/415
- D. 401,765 * 12/1998 Soutullo D9/415 X
- D. 420,905 * 2/2000 Adkins .
- 3,394,802 * 7/1968 Hershaft 206/461
- 5,209,354 * 5/1993 Thornbill et al. 206/470 X

OTHER PUBLICATIONS

Modern Packaging Catalog, p. 300, Jan. 1941.*

* cited by examiner

Primary Examiner—Prabhakar Deshmukh

(74) *Attorney, Agent, or Firm*—Knobbe, Martens, Olson & Bear, LLP

(57) **CLAIM**

The ornamental design for a blister package, as shown and described.

DESCRIPTION

FIG. 1 is a perspective view of a blister package showing our new design;

FIG. 2 is a rear elevational view thereof;

FIG. 3 is a front elevational view thereof;

FIG. 4 is a left side elevational view thereof, which is a mirror image of a right side elevational view thereof;

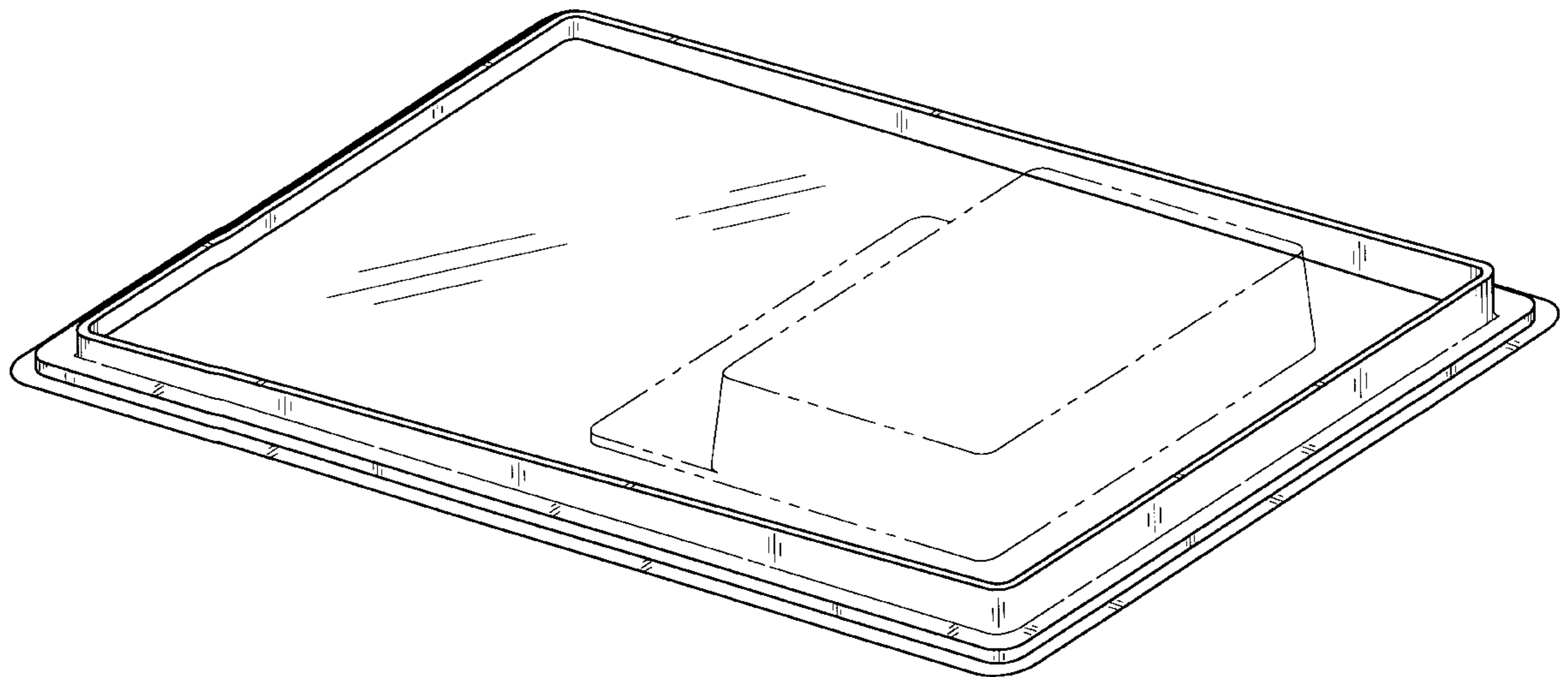
FIG. 5 is a top plan view thereof;

FIG. 6 is an enlarged scale sectional view taken along line 6—6 of FIG. 5; and,

FIG. 7 is a bottom plan view thereof.

The broken line showing of another blister is for illustrative purpose only and forms no part of the claimed design.

1 Claim, 7 Drawing Sheets






Fig. 1

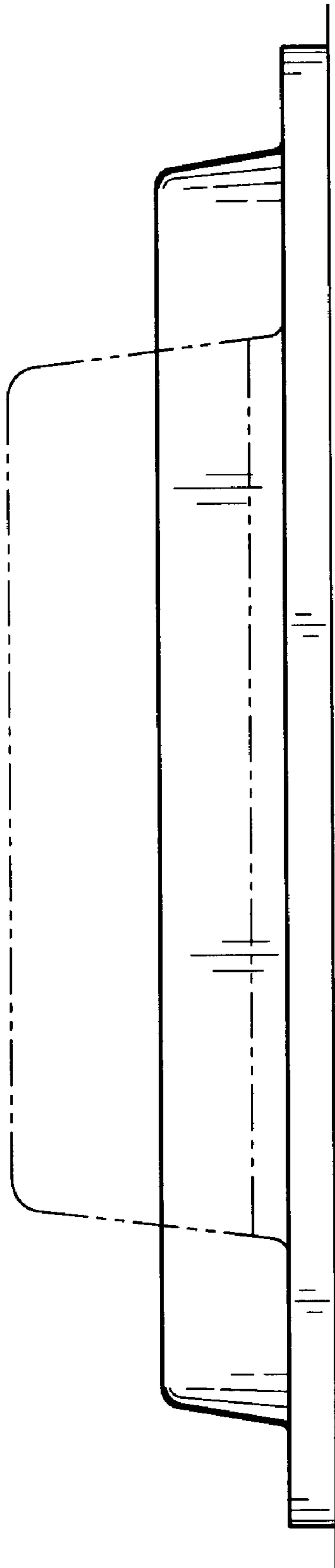


Fig. 2

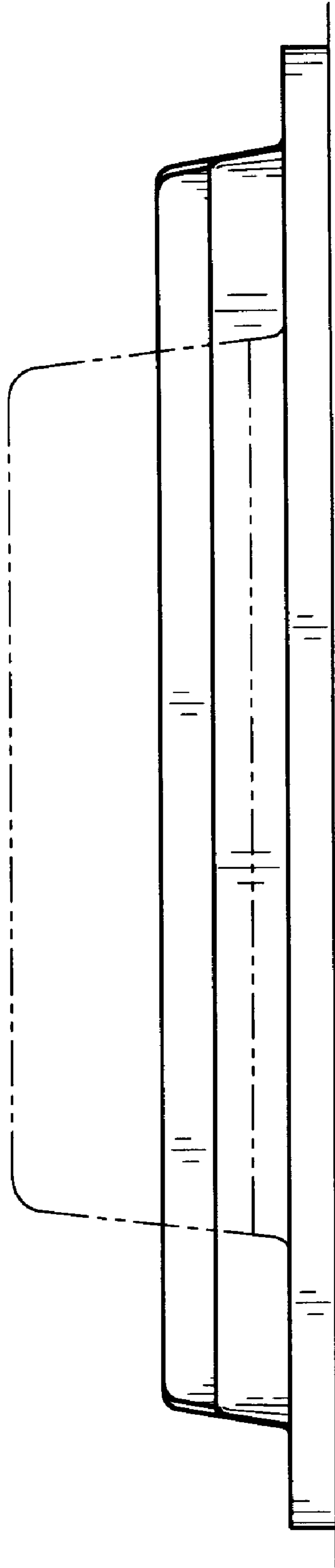


Fig. 3

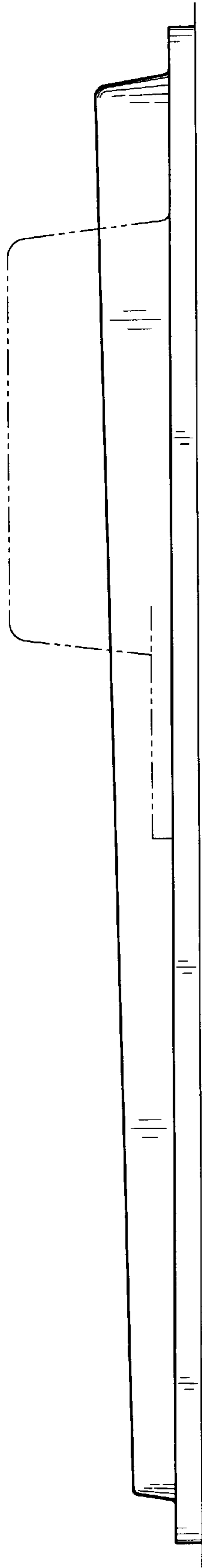


Fig. 4

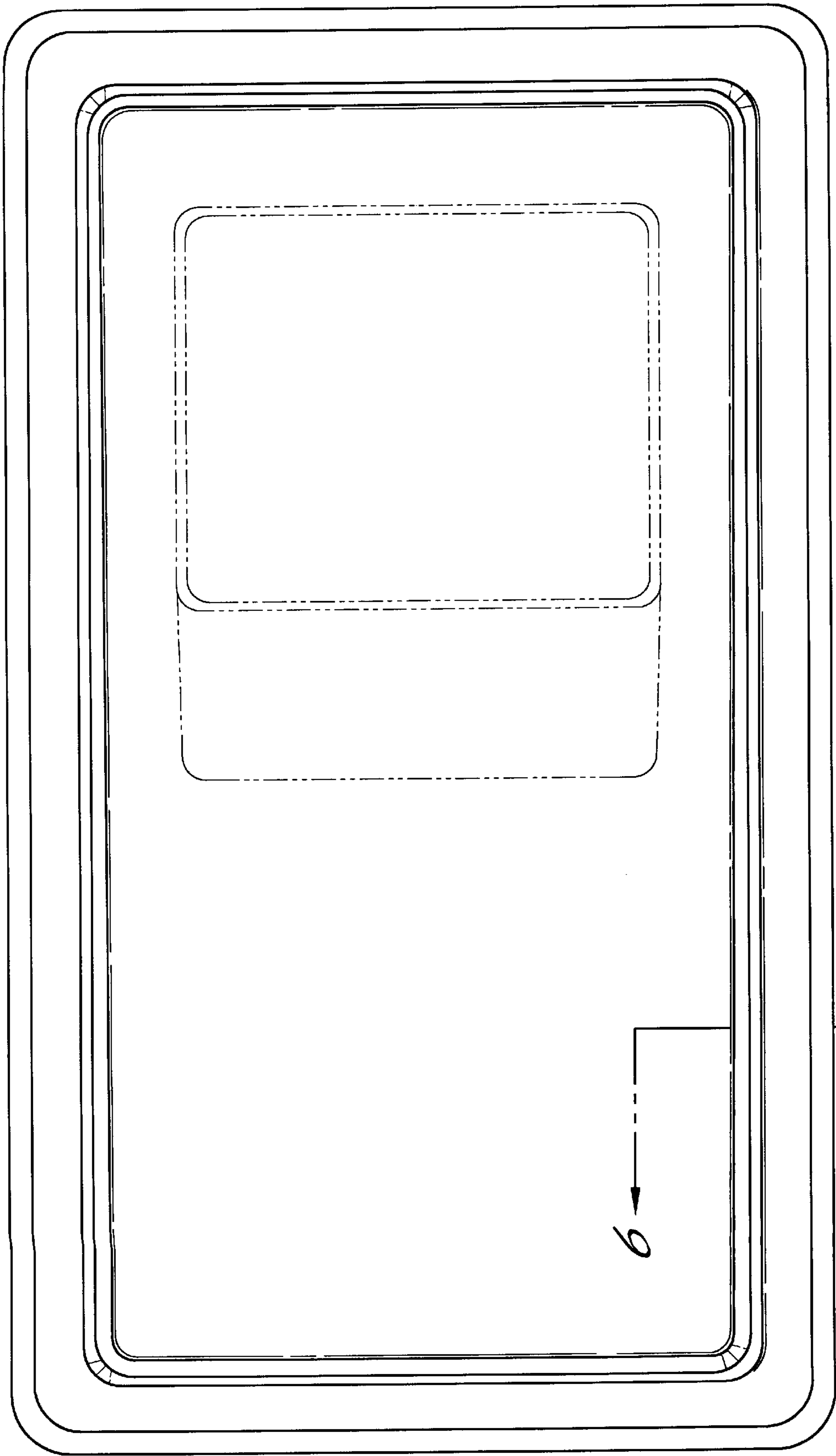


Fig. 5

6

6

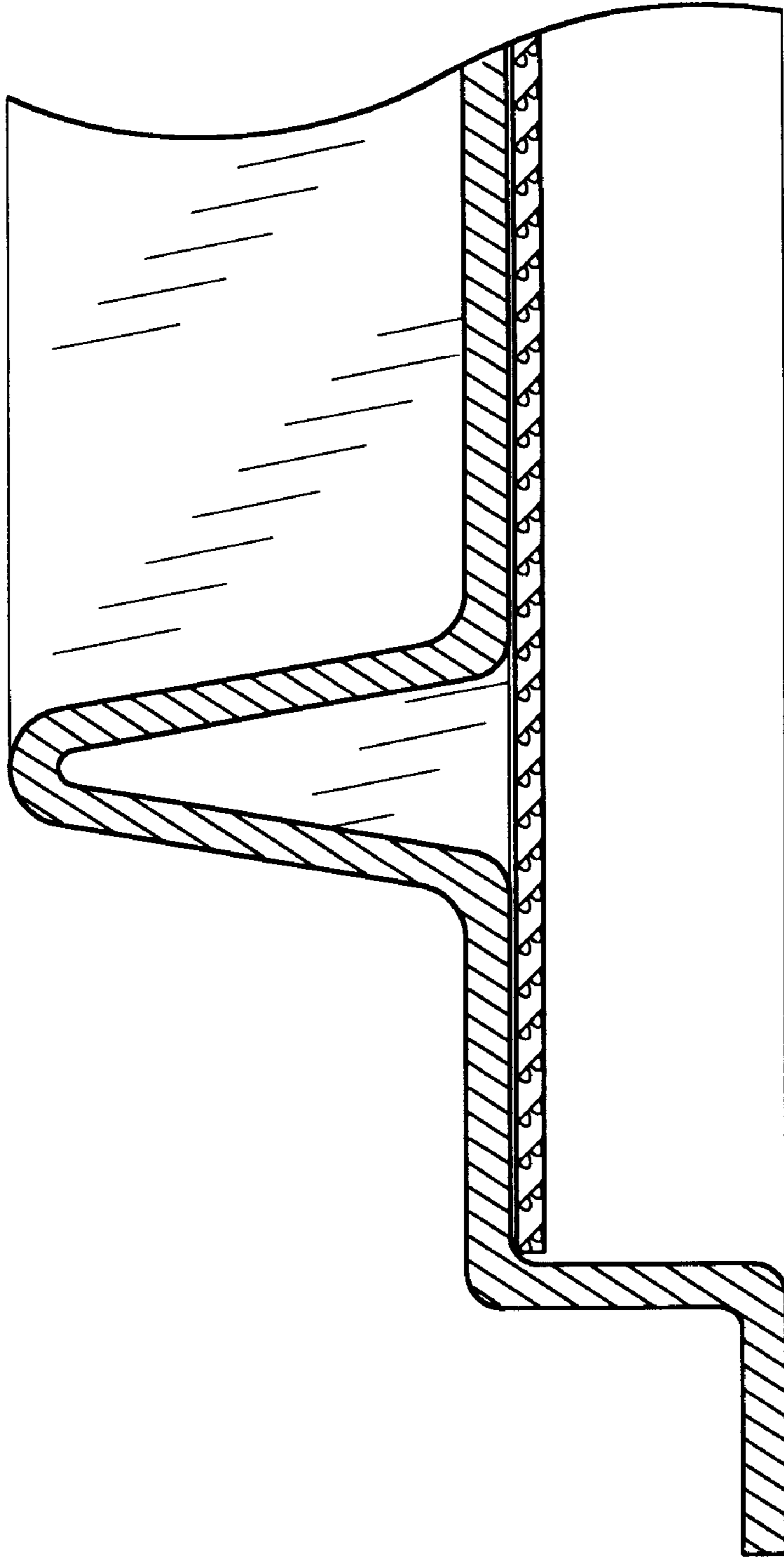


Fig. 6




Fig. 7