



US00D438096S

(12) **United States Design Patent**  
**Lehnert**

(10) **Patent No.:** **US D438,096 S**

(45) **Date of Patent:** **\*\* Feb. 27, 2001**

(54) **CONTAINER WITH CLOSURE**

(75) **Inventor:** **Franzrudolf Lehnert**, New York, NY  
(US)

(73) **Assignee:** **Alfred Dunhill Limited**, London (GB)

(\*\*) **Term:** **14 Years**

(21) **Appl. No.:** **29/121,101**

(22) **Filed:** **Mar. 31, 2000**

(30) **Foreign Application Priority Data**

Nov. 16, 1999 (GB) ..... 2088126

(51) **LOC (7) Cl.** ..... **09-01**

(52) **U.S. Cl.** ..... **D9/300; D9/522; D9/544**

(58) **Field of Search** ..... D9/300, 503, 522,  
D9/523, 530, 541, 544, 545, 546, 549,  
559, 573; 222/153.11, 153.12, 153.13, 153.14,  
320, 321.1, 321.6, 321.7, 321.8, 321.9,  
324

(56) **References Cited**

**U.S. PATENT DOCUMENTS**

D. 86,604 \* 3/1932 Hutcheson ..... D9/338  
D. 314,139 \* 1/1991 Ambasz ..... D9/523

D. 340,185 \* 10/1993 Martone ..... D9/300  
D. 353,330 \* 12/1994 Kudo et al. .... D9/522  
D. 395,829 \* 7/1998 Wacker et al. .... D9/573  
D. 412,283 \* 7/1999 Baschmakoff ..... D9/544

\* cited by examiner

*Primary Examiner*—Cathron Brooks

(74) *Attorney, Agent, or Firm*—Bradley M. Ganz, Esq.

(57) **CLAIM**

The ornamental design for a container with closure, as shown.

**DESCRIPTION**

FIG. 1 is a front perspective view of a container with closure, showing my new design, with the closure in place; FIG. 2 is a front perspective view thereof, with the closure open; FIG. 3 is a front side view thereof, with the closure in place; FIG. 4 is a rear side view thereof, with the closure in place; FIG. 5 is a left side view thereof, with the closure in place; FIG. 6 is a right side view thereof, with the closure in place; FIG. 7 is a top side view thereof, with the closure in place; and, FIG. 8 is a bottom side view thereof, with the closure in place.

**1 Claim, 6 Drawing Sheets**





FIG. 1



FIG. 2




FIG. 3



FIG. 4




FIG. 5




FIG. 6




FIG. 7




FIG. 8