



US00D438092S

(12) **United States Design Patent**
Schmidt

(10) **Patent No.:** **US D438,092 S**

(45) **Date of Patent:** **** Feb. 27, 2001**

(54) **ORNAMENTAL HANGER PLATE**

(76) Inventor: **Jeffrey A. Schmidt**, 385-D Spring Lake La., Aurora, IL (US) 60504

(**) Term: **14 Years**

(21) Appl. No.: **29/108,983**

(22) Filed: **Aug. 6, 1999**

(51) **LOC (7) Cl.** **08-05**

(52) **U.S. Cl.** **D8/373**

(58) **Field of Search** D8/367, 373; 248/301, 248/304, 214-215, 339, 497-498, 489

(56) **References Cited**

U.S. PATENT DOCUMENTS

- D. 289,009 * 3/1987 Salacuse D8/373
- D. 378,313 * 3/1997 Doyle D8/367 X
- D. 393,414 * 4/1998 Bries D8/373

* cited by examiner

Primary Examiner—Holly Baynham

(74) *Attorney, Agent, or Firm*—Robert A. Brown

(57) **CLAIM**

The ornamental design for an ornamental hanger plate, as shown and described.

DESCRIPTION

FIG. 1 is a perspective view of an ornamental hanger plate, showing my new design,
 FIG. 2 is a front side elevational view thereof;
 FIG. 3 is a right side elevational view thereof;
 FIG. 4 is a top side plan view thereof;
 FIG. 5 is a bottom side plan view thereof;
 FIG. 6 is a back side elevational view thereof; and,
 FIG. 7 is a reduced scale view showing my new design in association with a perspective view of a door opening to living quarters, the broken line depiction thereof is for illustrative purposes only and forms no part of the claimed invention.

1 Claim, 2 Drawing Sheets

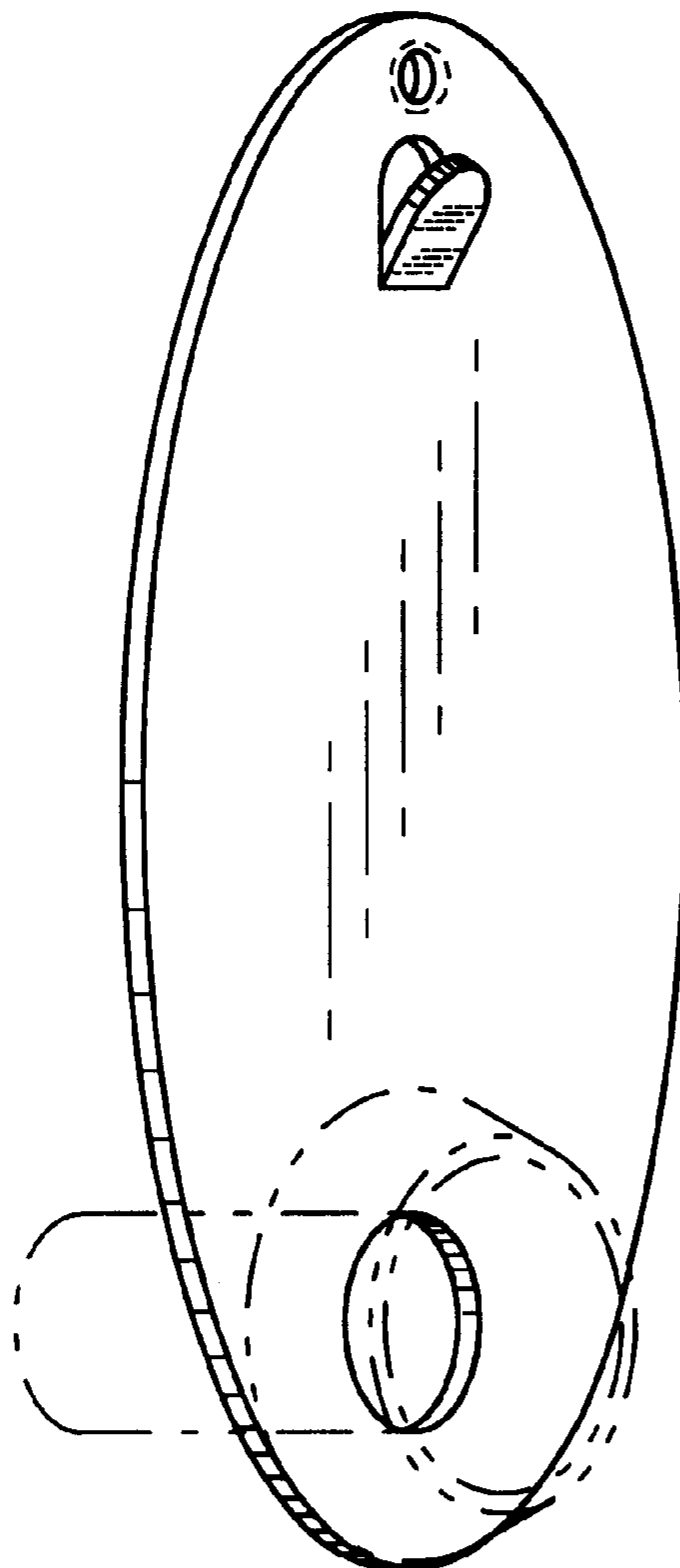


FIG. 1

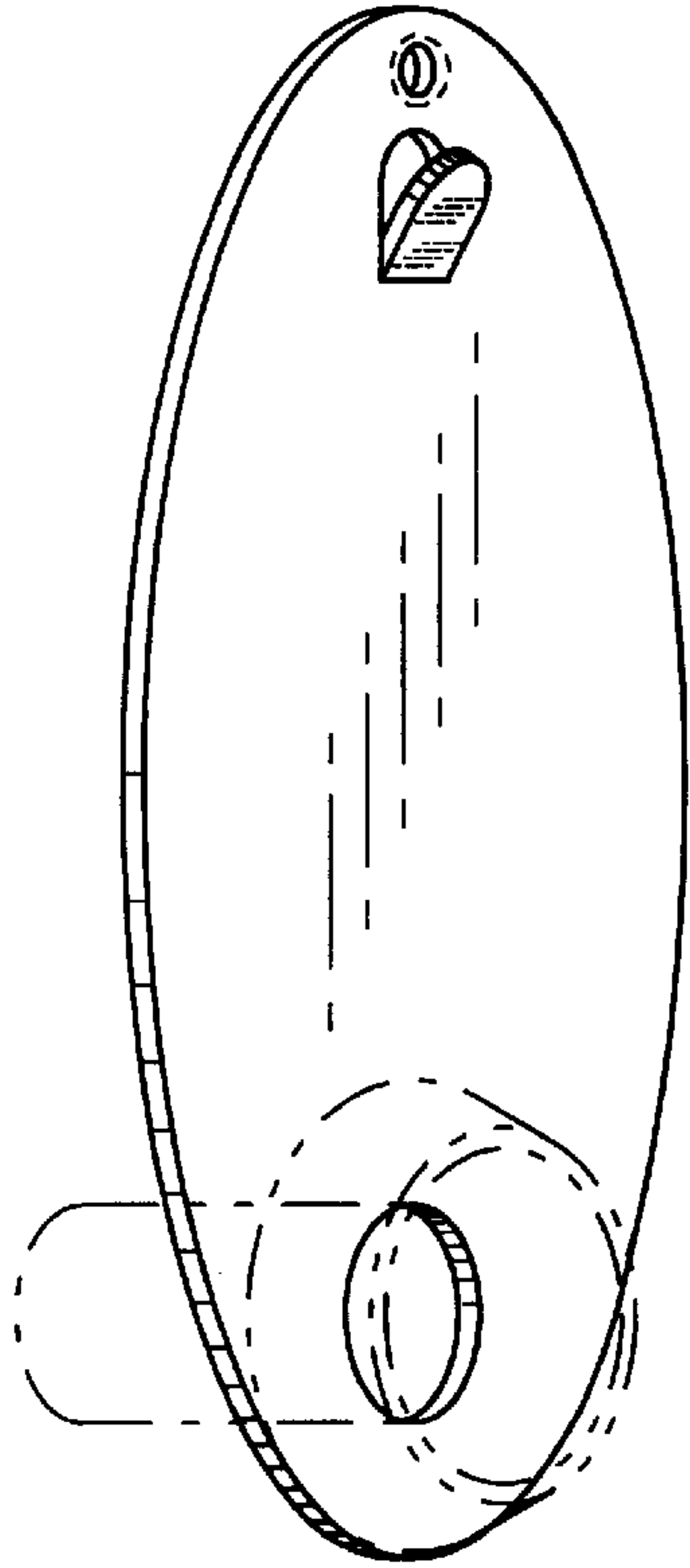


FIG. 2

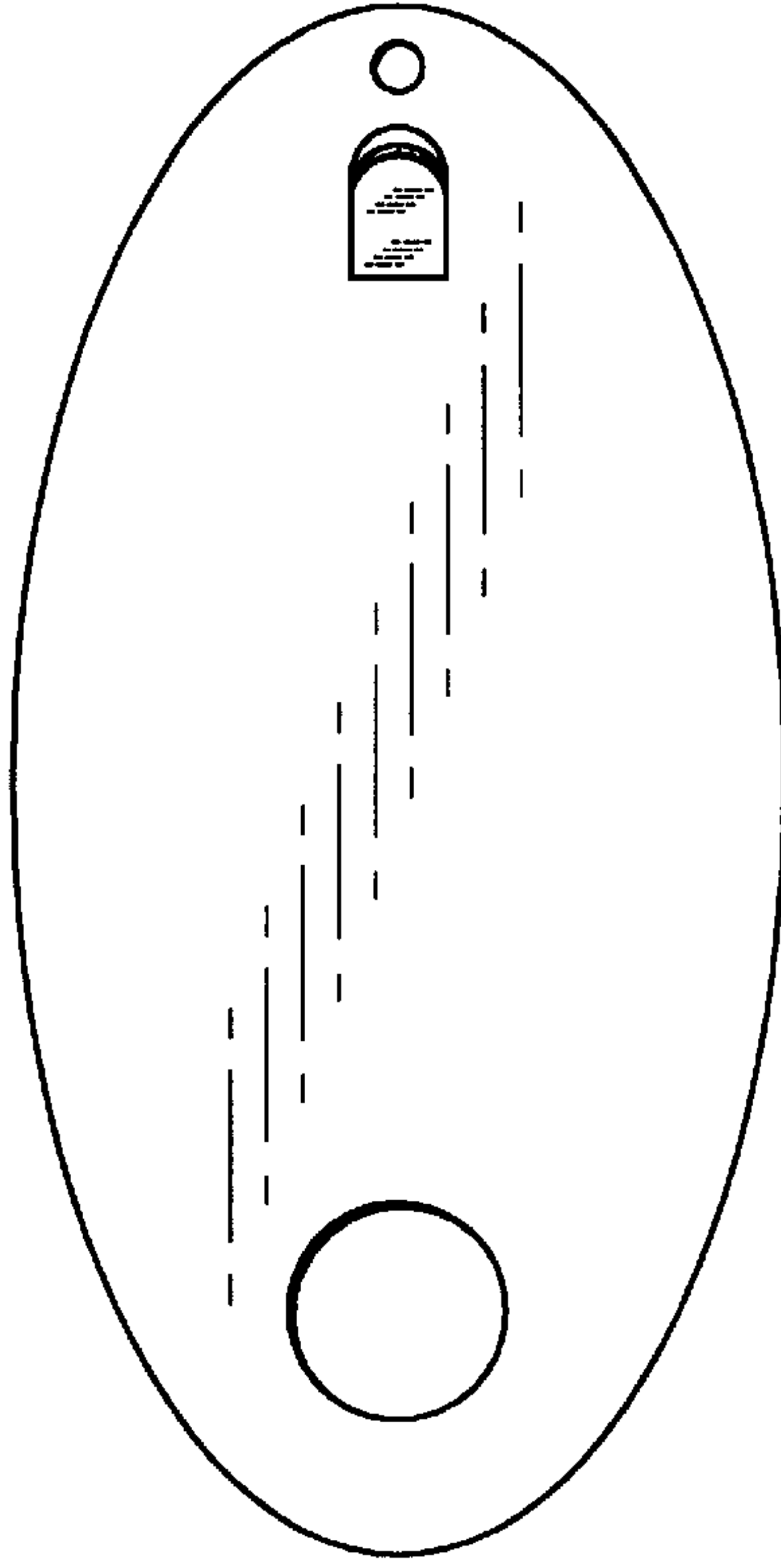


FIG. 3



FIG. 6

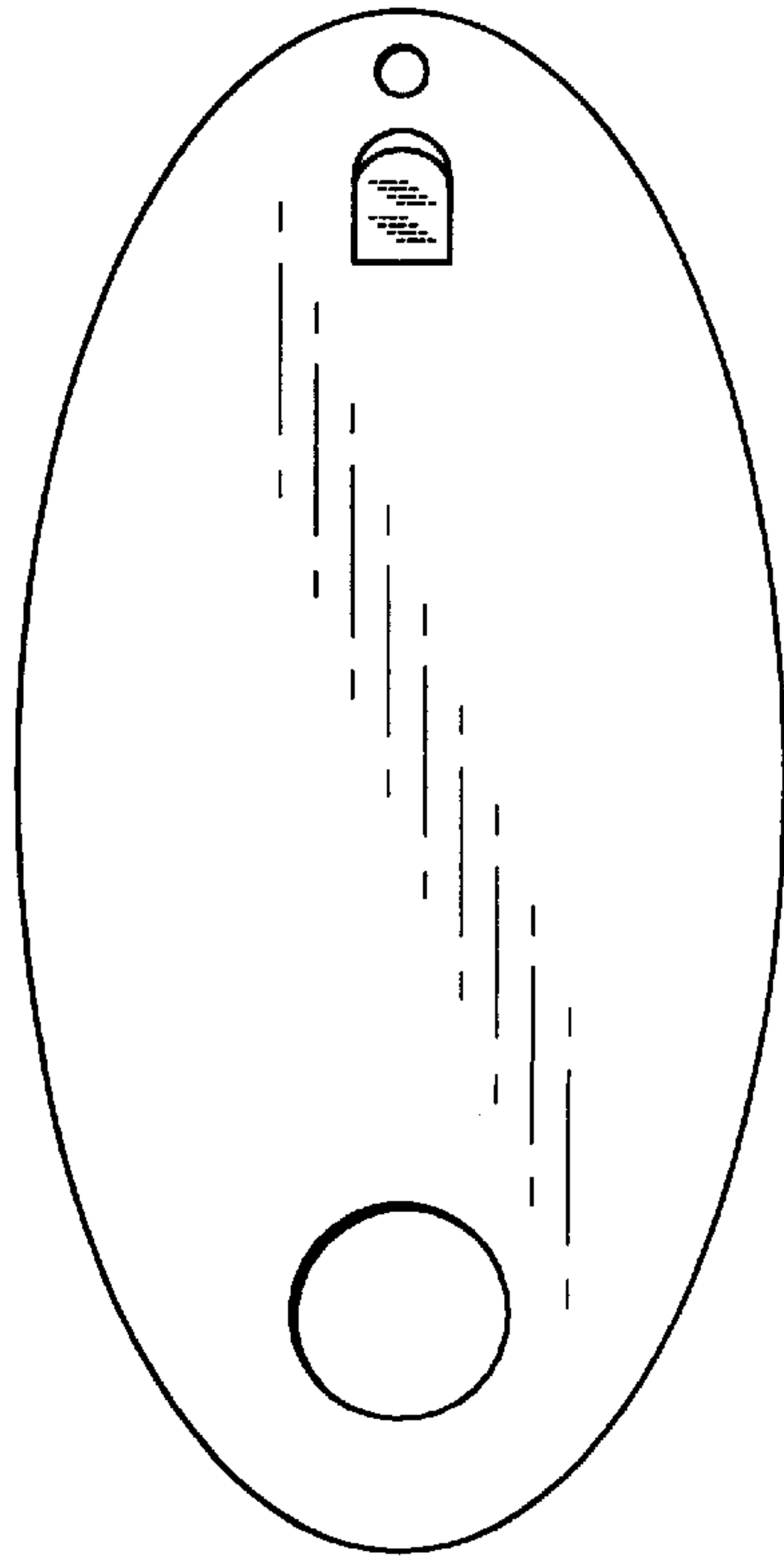


FIG. 4



FIG. 5



FIG. 7

