



US00D438090S

(12) **United States Design Patent**
Friedman

(10) **Patent No.:** **US D438,090 S**

(45) **Date of Patent:** **** Feb. 27, 2001**

(54) **PET TOY HOLDER**

(76) Inventor: **Dawn G. Friedman**, 1420 Peerless Pl.
#102, Los Angeles, CA (US) 90035

(**) Term: **14 Years**

(21) Appl. No.: **29/100,771**

(22) Filed: **Feb. 18, 1999**

(51) **LOC (7) Cl.** **08-05**

(52) **U.S. Cl.** **D8/349**

(58) **Field of Search** D8/354, 356, 382;
D30/160; 24/116 A, 298, 114.5

(56) **References Cited**

U.S. PATENT DOCUMENTS

1,879,991	*	9/1932	Pratt	24/115 G
2,194,736		3/1940	De Bruler	.	
2,698,598		1/1955	Hadley	.	
3,813,733	*	6/1974	Flohr	24/298 X
4,251,071	*	2/1981	Norton	D8/382 X
4,948,137		8/1990	Alvarez	.	
5,148,769		9/1992	Zelinger	.	
5,357,904		10/1994	Takahashi et al.	.	
5,713,307		2/1998	Polston et al.	.	
5,974,632	*	11/1999	Chang	24/3.3

* cited by examiner

Primary Examiner—Holly Baynham

(74) *Attorney, Agent, or Firm*—Blakely, Sokoloff, Taylor & Zafman

(57) **CLAIM**

The ornamental design for a pet toy holder, as shown and described.

DESCRIPTION

FIG. 1 is a perspective view of the pet toy holder of one embodiment of the invention.

FIG. 2 is a fragmented side plan view of the pet toy holder of FIG. 1.

FIG. 3 is a fragmented top plan view of the pet toy holder of FIG. 1.

FIG. 4 is an end plan view of the pet toy holder of FIG. 1.

FIG. 5 is a sectional view of the slider element taken along line 5—5 of FIG. 2;

FIG. 6 is a perspective view of the pet toy holder of an alternative embodiment of the inventor.

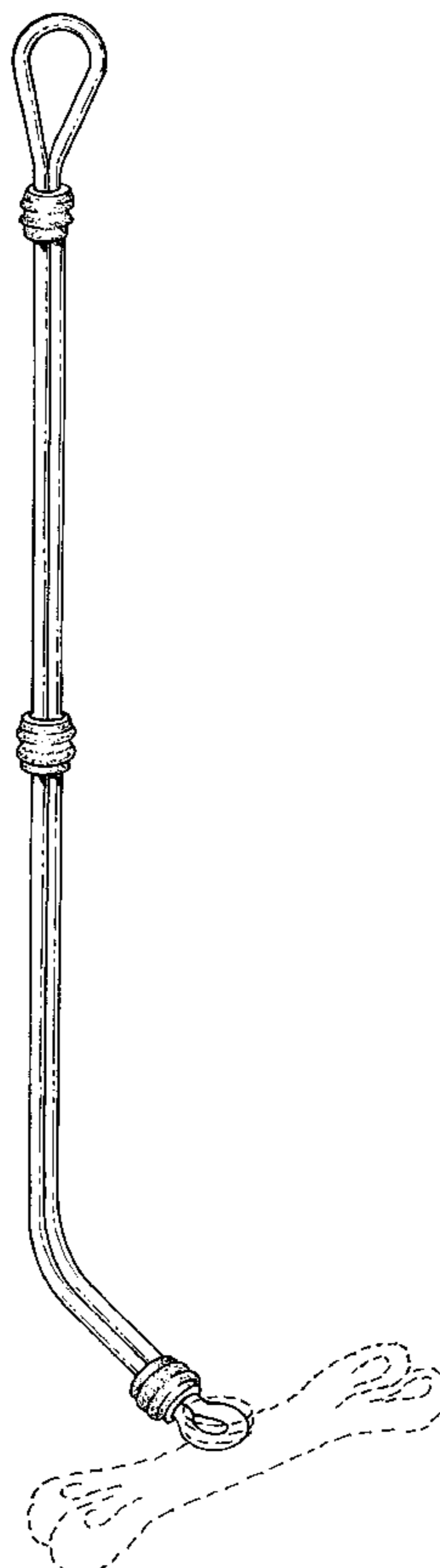
FIG. 7 is a sectional end view of the pet toy holder of FIG. 6; and,

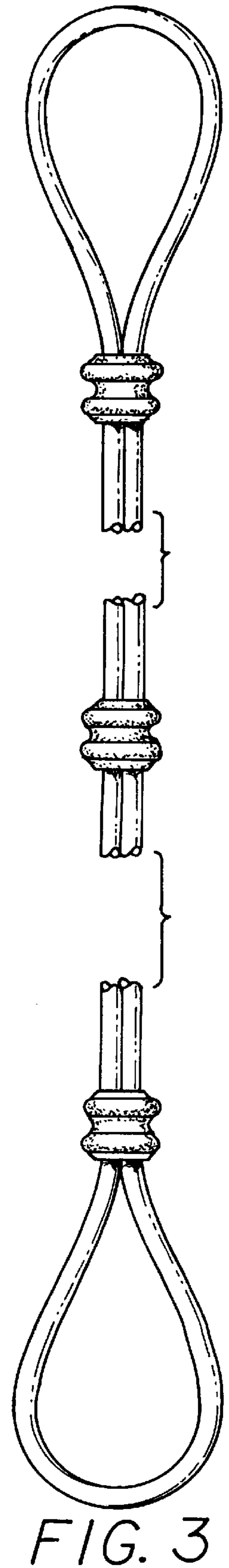
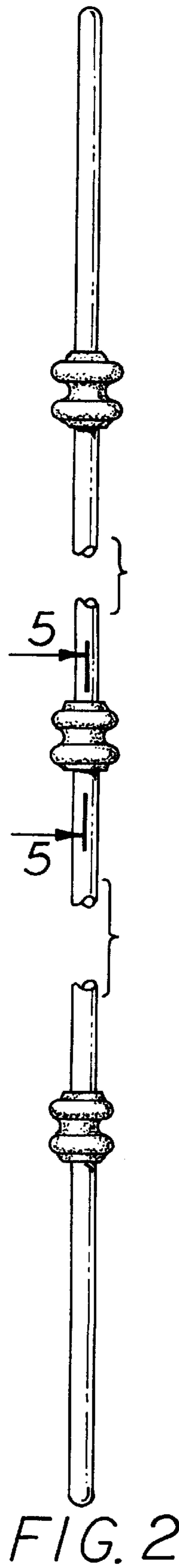
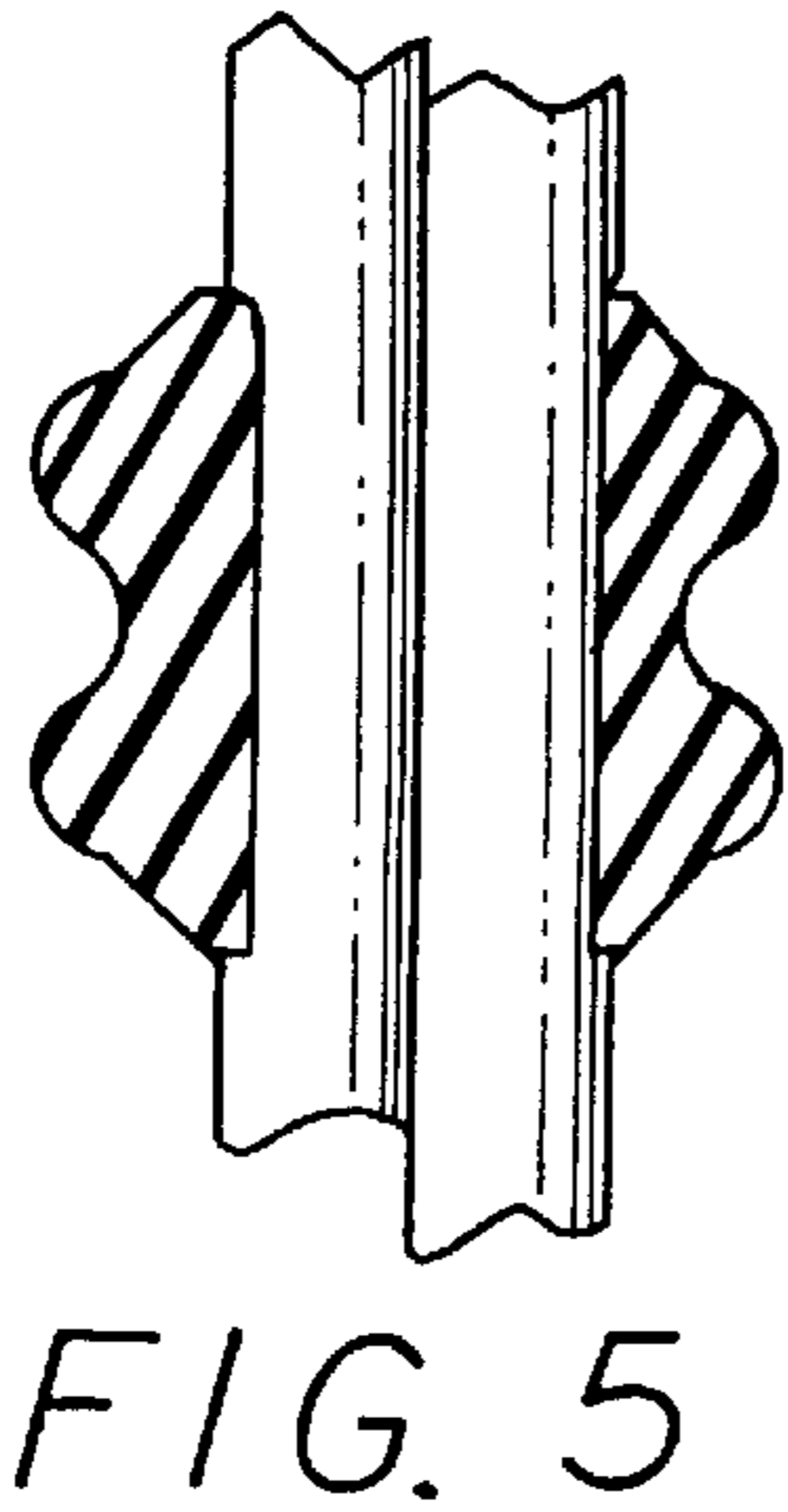

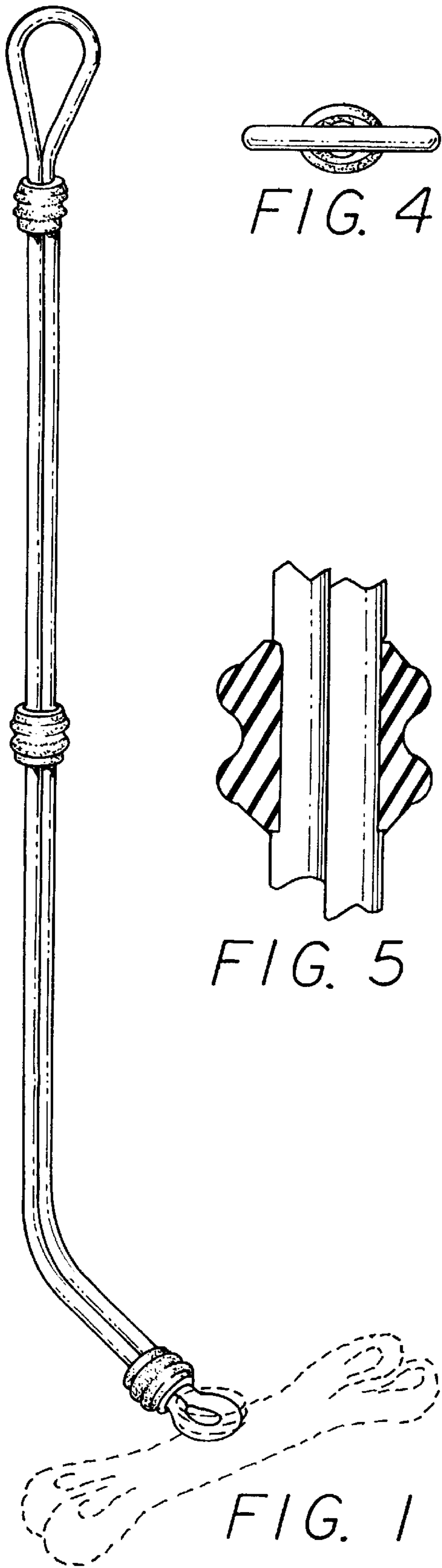
FIG. 8 is a top plan view of a slider of the pet toy holder of FIG. 6.

The views are shown broken away in FIGS. 2, 3 and 8 for clarity and ease of illustration.

The broken lines in FIGS. 1 and 6 are for environmental purposes only and form no part of the claimed design. FIGS. 2 and 3 are shown fragmented for illustration only.

1 Claim, 2 Drawing Sheets





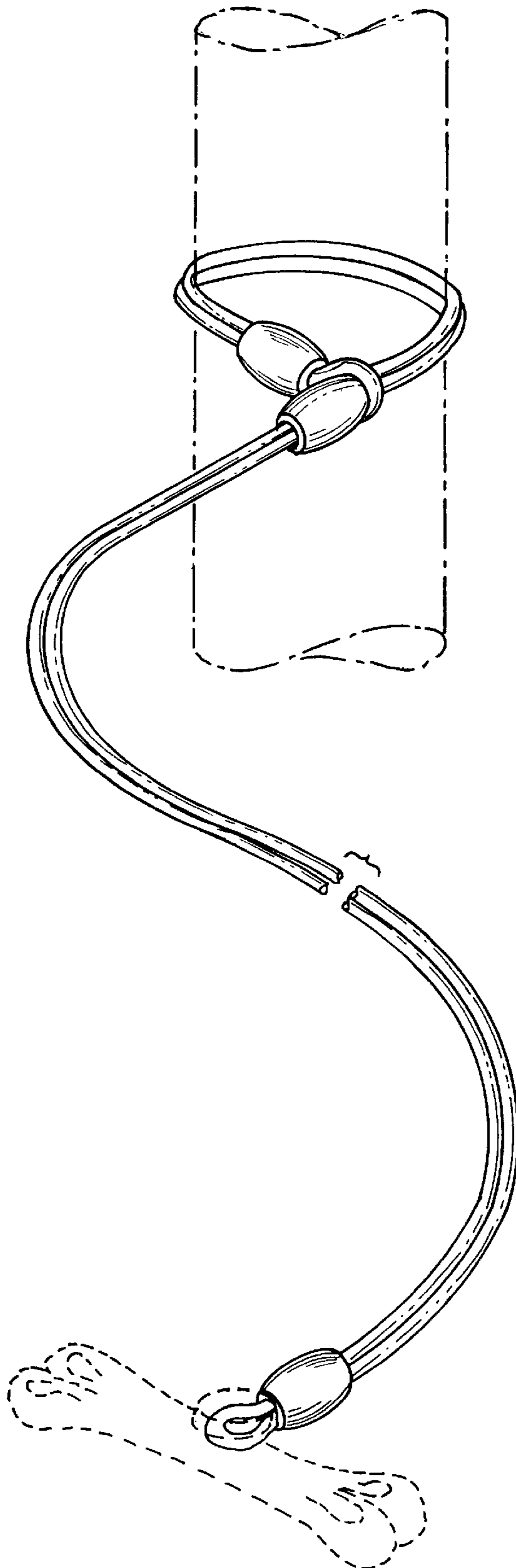


FIG. 6

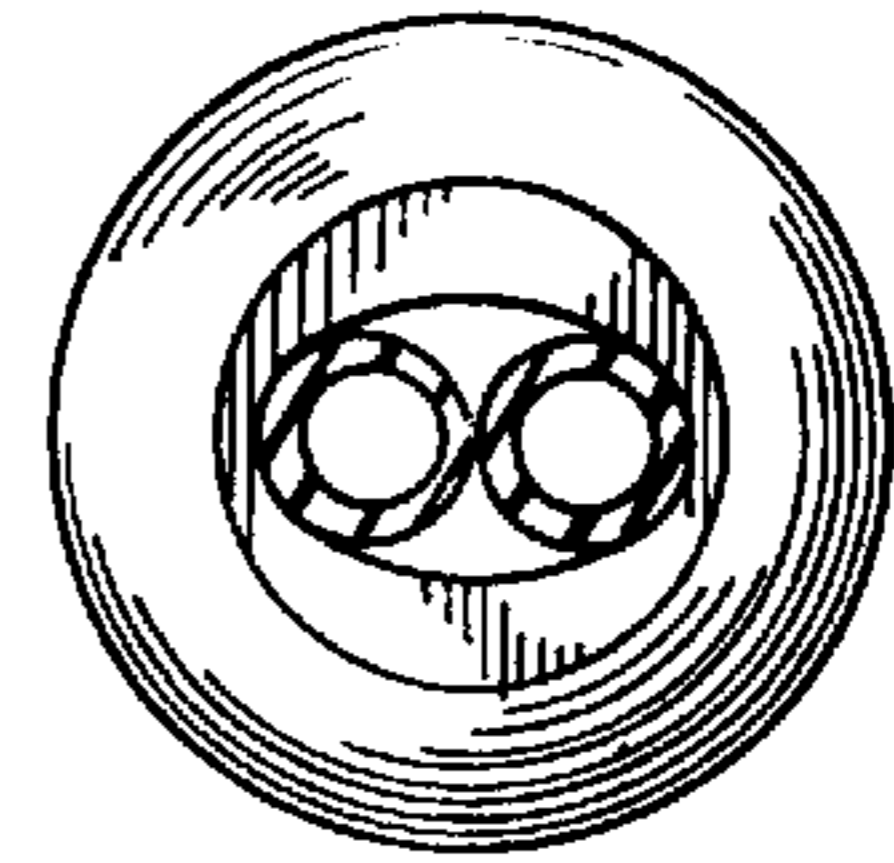


FIG. 7

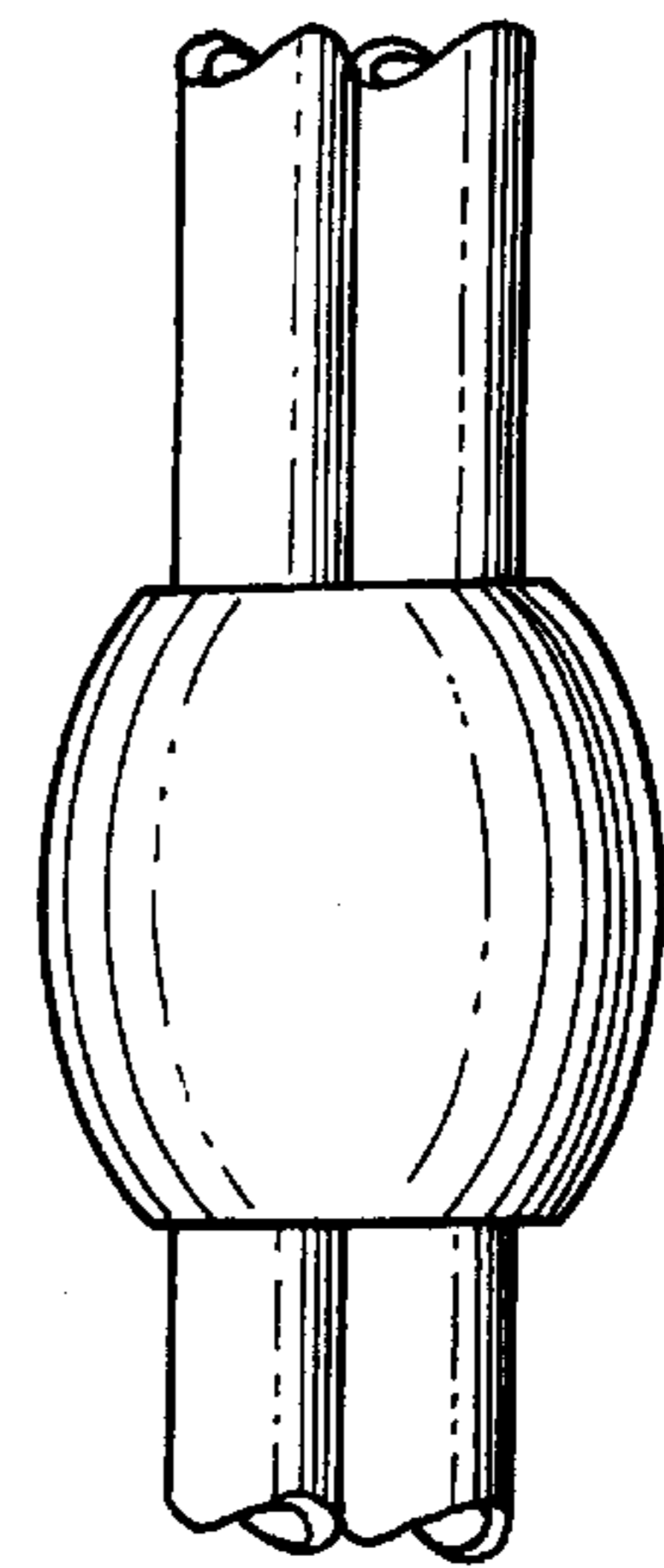


FIG. 8