



US00D438057S

(12) **United States Design Patent**
Kerman

(10) **Patent No.:** **US D438,057 S**

(45) **Date of Patent:** **** Feb. 27, 2001**

(54) **HANDLE FOR A UTENSIL**

(75) Inventor: **Staci Lynn Kerman**, Ann Arbor, MI (US)

(73) Assignee: **Libbey Glass Inc.**, Toledo, OH (US)

(**) Term: **14 Years**

(21) Appl. No.: **29/125,235**

(22) Filed: **Jun. 21, 2000**

(51) **LOC (7) Cl.** **07-03**

(52) **U.S. Cl.** **D7/401.2;** D7/649

(58) **Field of Search** D7/642, 645, 649, D7/650, 653, 662-664, 693, 401.2, 393, 395; 30/147-150, 322, 324, 329, 340, 345; D8/107

(56) **References Cited**

U.S. PATENT DOCUMENTS

- D. 48,202 * 11/1915 Smith D7/693
- D. 102,746 * 1/1937 Boucheron D7/649

D. 210,509 * 3/1968 Wallace D7/649

* cited by examiner

Primary Examiner—Caron D. Veynar

(74) *Attorney, Agent, or Firm*—Emch, Schaffer, Schaub & Porcello, Co., L.P.A.

(57) **CLAIM**

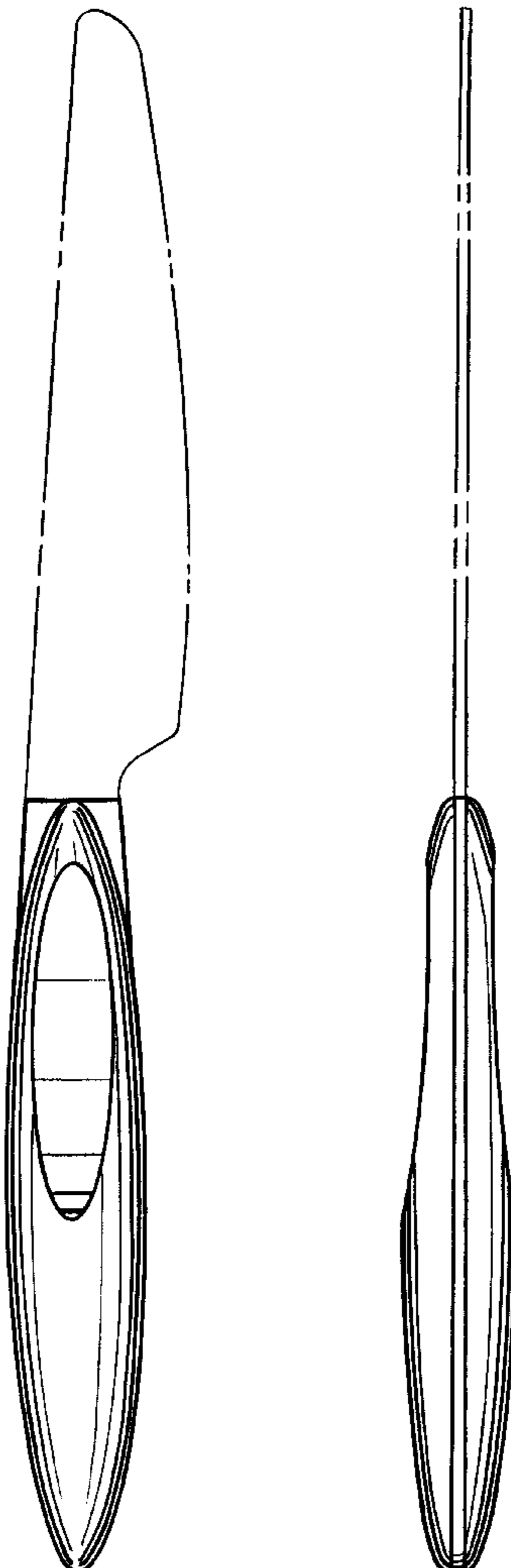
The ornamental design for a handle for a utensil, as shown and described.

DESCRIPTION

FIG. 1 is a front elevational view of the present design; the rear elevational view being the same; FIG. 2 is a side elevational view thereof; the other side elevational view being the same; FIG. 3 is a bottom view thereof; and, FIG. 4 is a top view thereof.

The broken lines shown in FIGS. 1 and 2 are illustrative of environmental structure only and form no part of the claimed design.

1 Claim, 2 Drawing Sheets



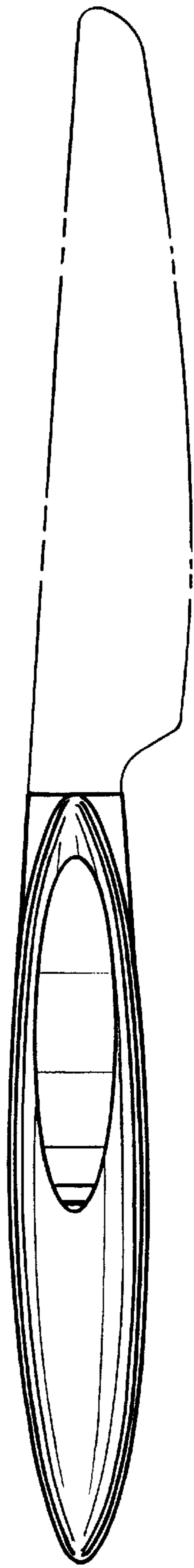


FIG. 1

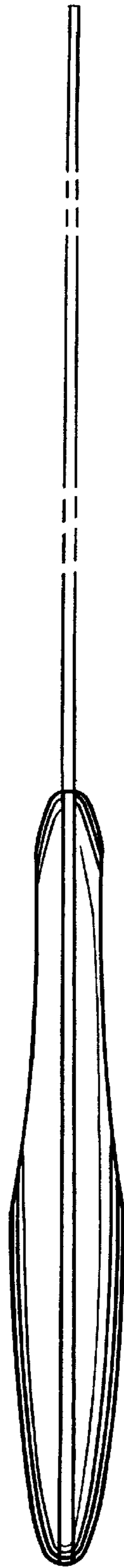


FIG. 2

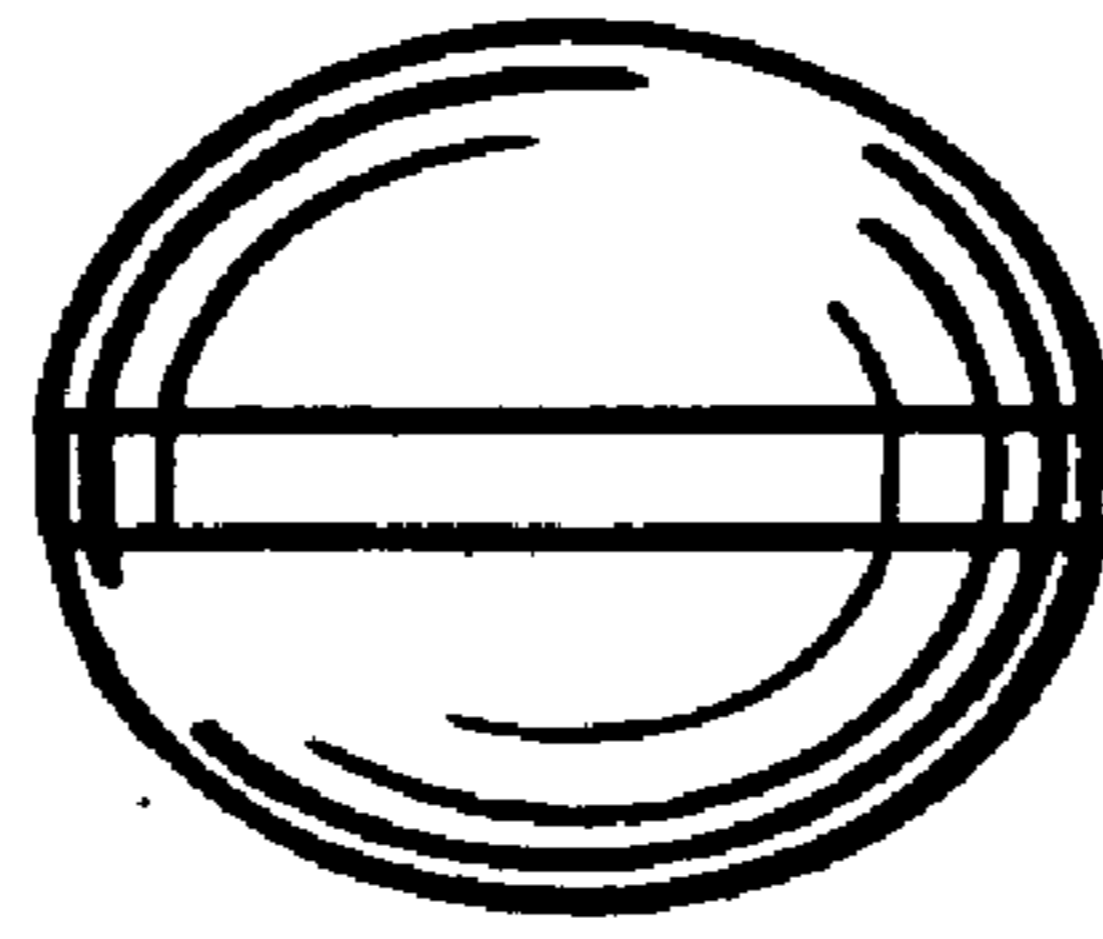


FIG. 3

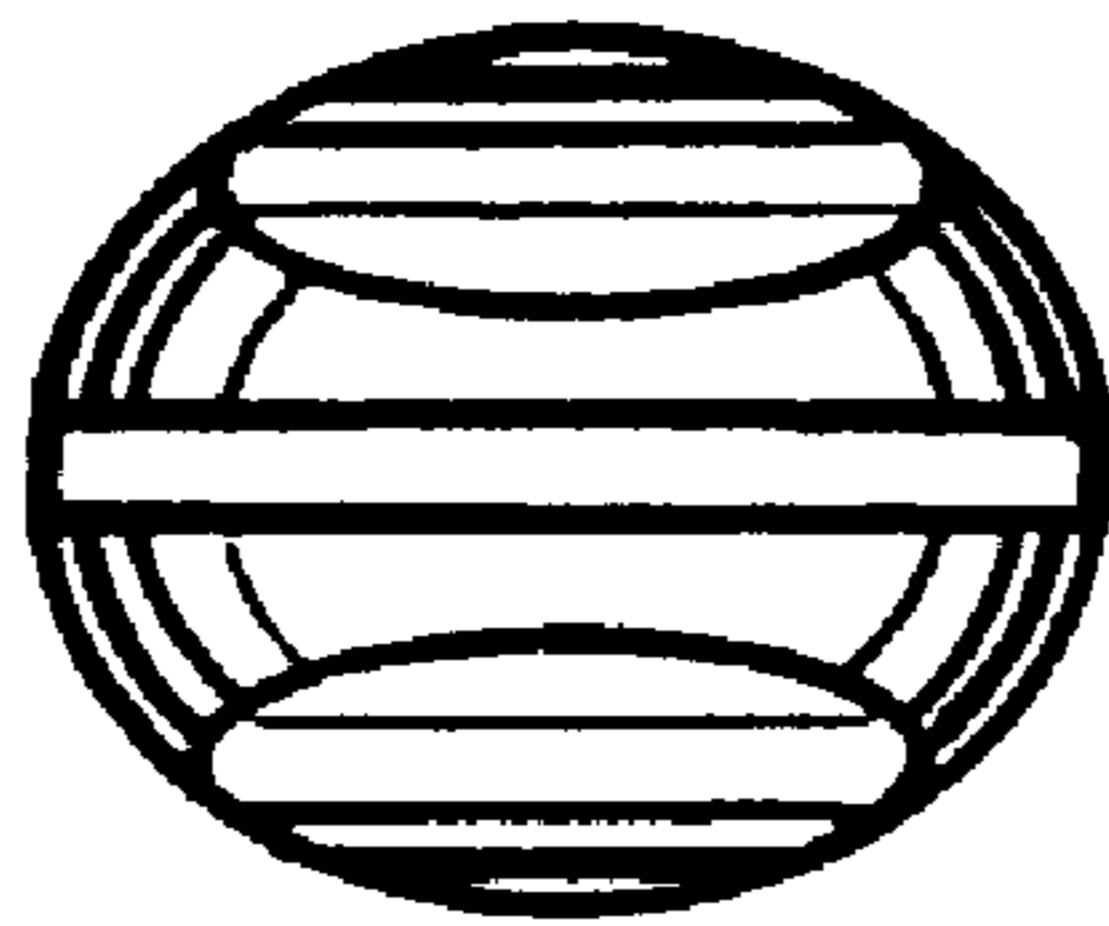


FIG. 4