



US00D438050S

(12) **United States Design Patent**
Huntzinger

(10) **Patent No.:** **US D438,050 S**

(45) **Date of Patent:** **** Feb. 27, 2001**

(54) **CLAD BAKING PAN**

(76) Inventor: **Banner F. Huntzinger**, 145 Timber Way, Coos Bay, OR (US) 97420

(**) Term: **14 Years**

(21) Appl. No.: **29/105,383**

(22) Filed: **May 20, 1999**

(51) **LOC (7) Cl.** **07-02**

(52) **U.S. Cl.** **D7/354**

(58) **Field of Search** D7/323, 354-361, D7/584, 586, 587; 99/450, DIG. 15, 432; 126/376; 220/573.1-574, 574.3, 658, 607, 626; 229/406; 249/115

(56) **References Cited**

U.S. PATENT DOCUMENTS

1,668,101	*	5/1928	Bothe	229/406
2,123,359	*	7/1938	Hallmark	126/376
2,125,793	*	8/1938	Linderman, Jr.	220/574
2,179,512	*	11/1939	McBirney	99/450
2,672,105	*	3/1954	Clark	249/115

2,802,411	*	8/1957	Riener	99/432
3,374,936	*	3/1968	Colato	229/406
3,438,543	*	4/1969	Buff, Jr.	220/658
3,495,735	*	2/1970	Ulam et al.	220/573.2
4,649,053	*	3/1987	Lamonica	426/302
5,564,590	*	10/1996	Kim	220/626
5,680,956	*	10/1997	Woodward et al.	220/607
5,845,805	*	12/1998	Ragland	220/573.3

* cited by examiner

Primary Examiner—Caron D. Veynar

(57) **CLAIM**

The ornamental design for a clad baking pan, as shown and described.

DESCRIPTION

FIG. 1 is a perspective view of a clad baking pan showing my new design;
FIG. 2 is a bottom plan view thereof;
FIG. 3 is a side elevation view thereof, all other side views are identical; and,
FIG. 4 is a top plan view thereof.

1 Claim, 2 Drawing Sheets

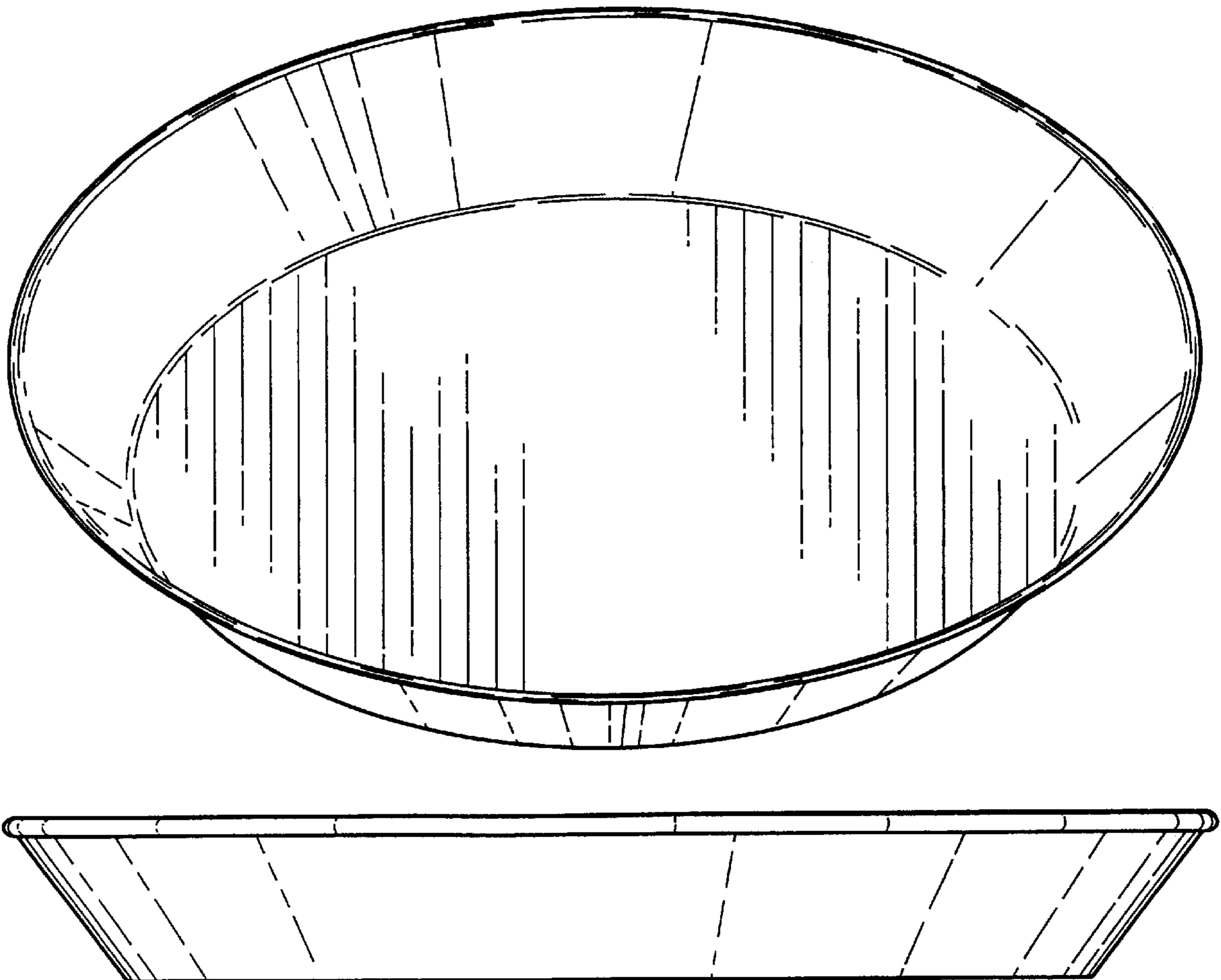


Fig. 1

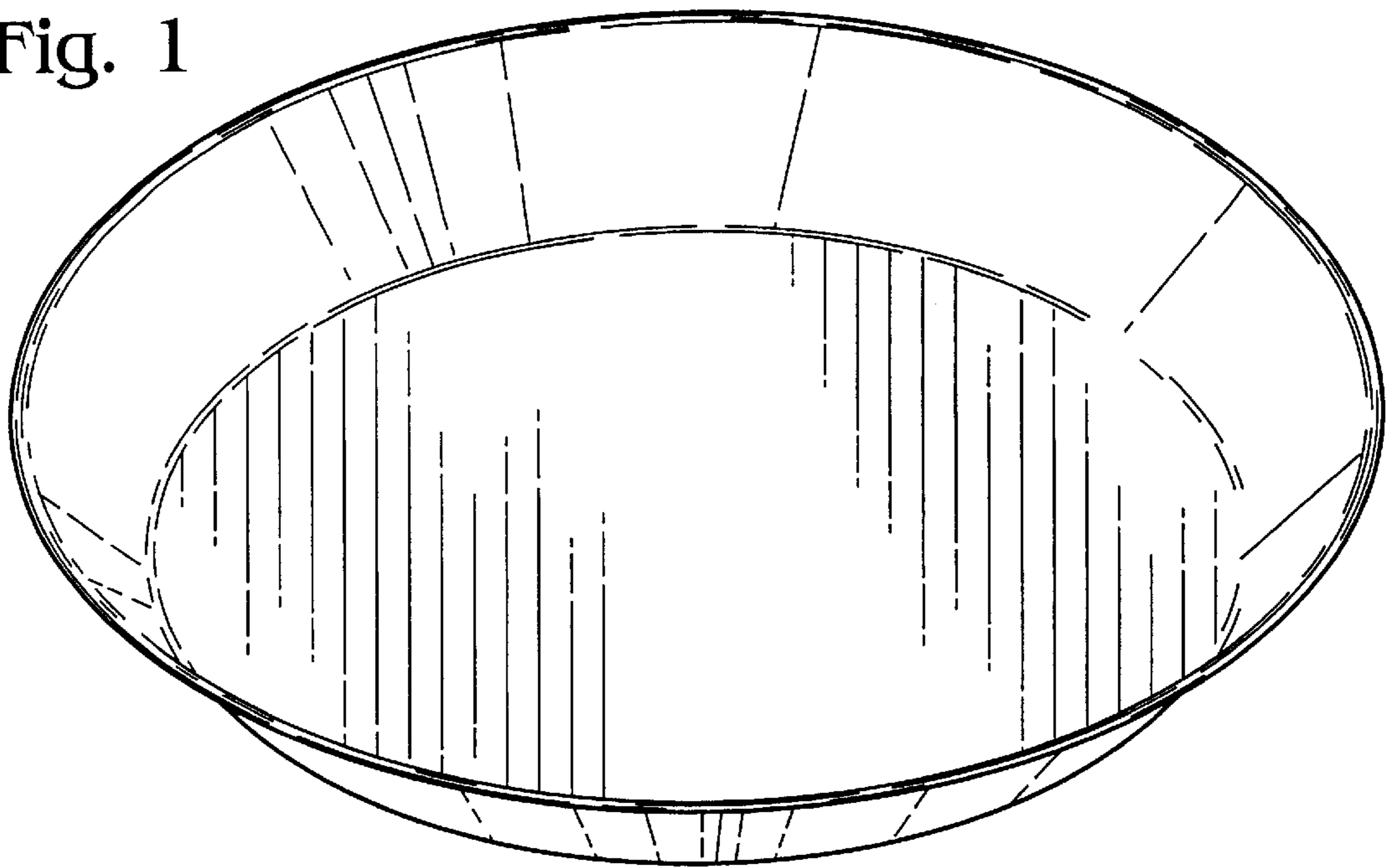


Fig. 2

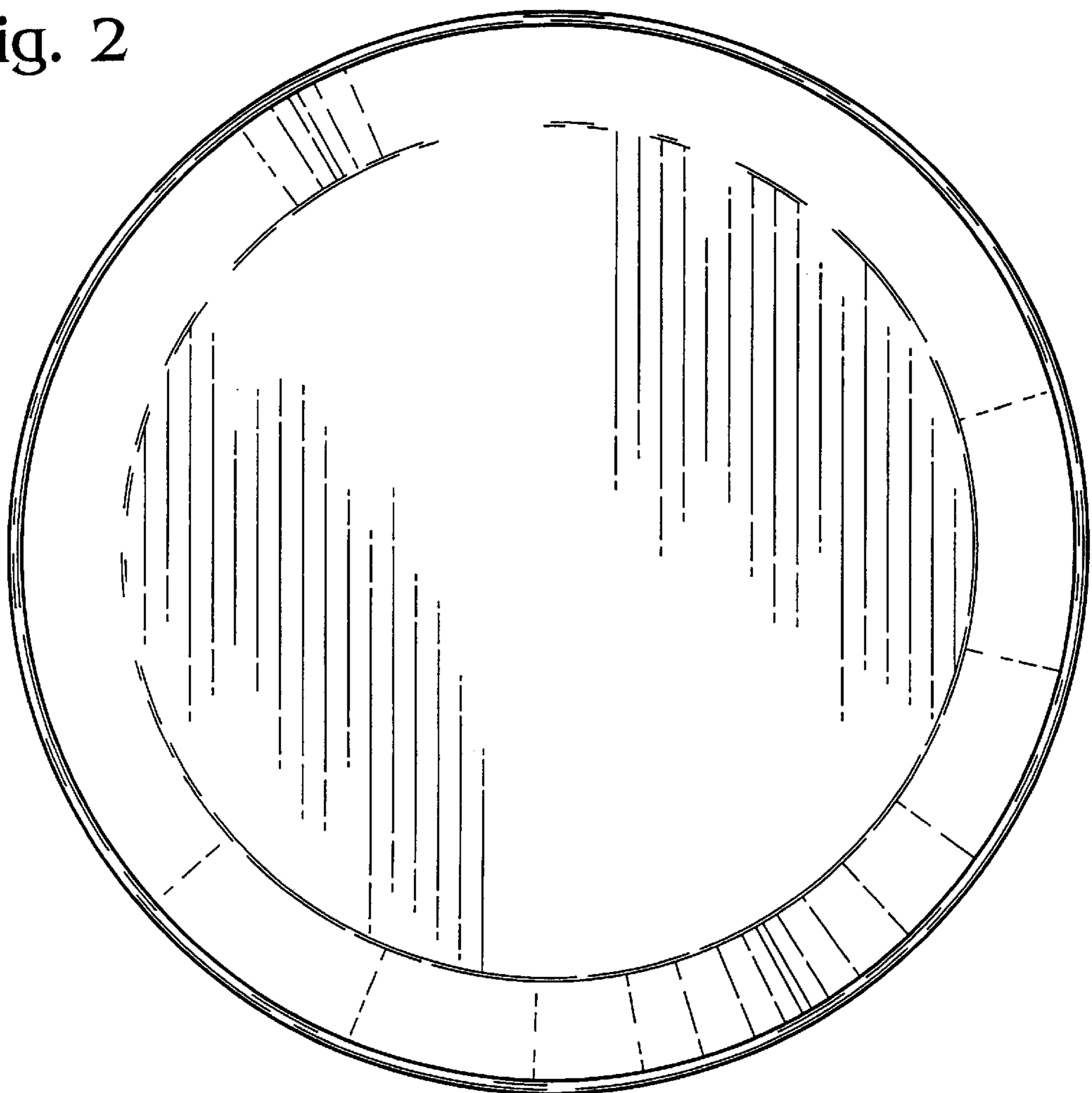


Fig. 3




Fig. 4

