



US00D438044S

(12) **United States Design Patent**  
**Mahlmann**

(10) **Patent No.:** **US D438,044 S**

(45) **Date of Patent:** **\*\* Feb. 27, 2001**

(54) **SHELF**

(75) **Inventor:** **Veit Mahlmann, Hamburg (DE)**

(73) **Assignee:** **Hewi Heinrich Wilke GmbH, Bad Arolsen (DE)**

(\*\*) **Term:** **14 Years**

(21) **Appl. No.:** **29/100,802**

(22) **Filed:** **Feb. 19, 1999**

**Related U.S. Application Data**

(62) Division of application No. 29/076,533, filed on Sep. 12, 1997, now Pat. No. Des. 405,997.

(30) **Foreign Application Priority Data**

Mar. 13, 1997 (DE) ..... M 97 02 486

(51) **LOC (7) Cl.** ..... **06-04**

(52) **U.S. Cl.** ..... **D6/574**

(58) **Field of Search** ..... D6/553, 567, 574,  
D6/572; 211/13.1, 71, 72, 86-88, 90, 126.1,  
134

(56) **References Cited**

**U.S. PATENT DOCUMENTS**

D. 242,513 \* 11/1976 Schweitzer ..... D6/547

D. 299,604 \* 1/1989 Fayerman et al. .... D6/574  
D. 373,699 \* 9/1996 Moon ..... D6/574

\* cited by examiner

*Primary Examiner*—Brian N. Vinson

(74) *Attorney, Agent, or Firm*—Michael J. Striker

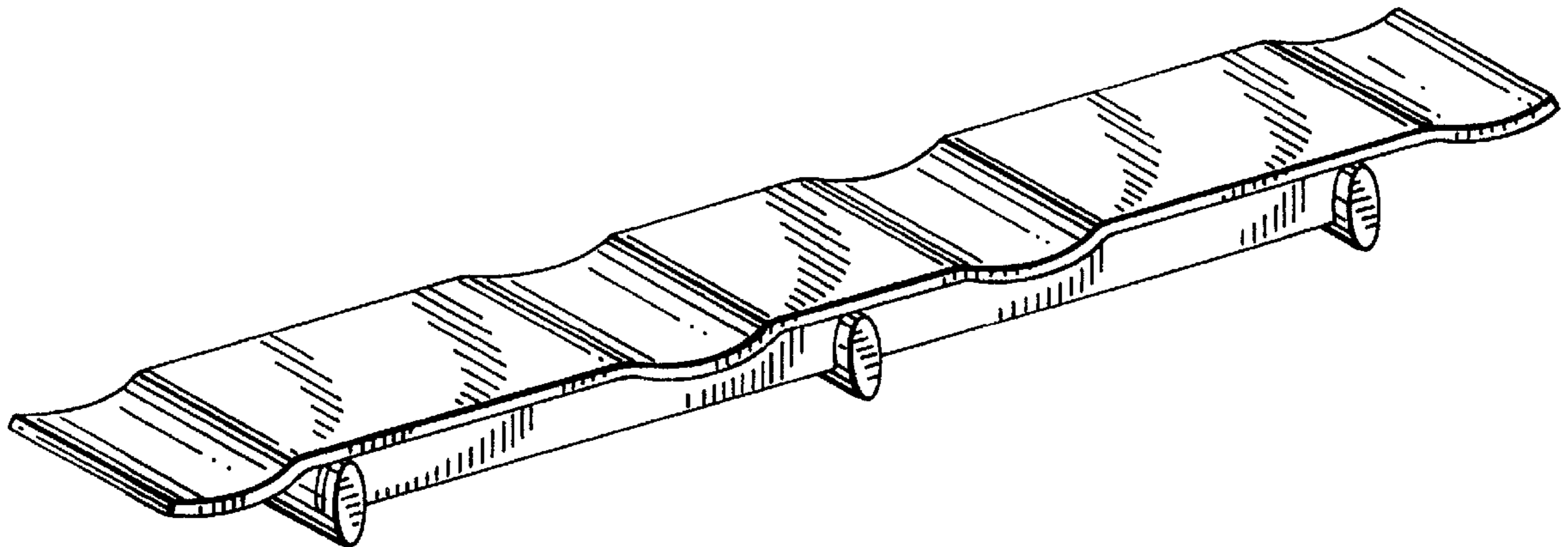
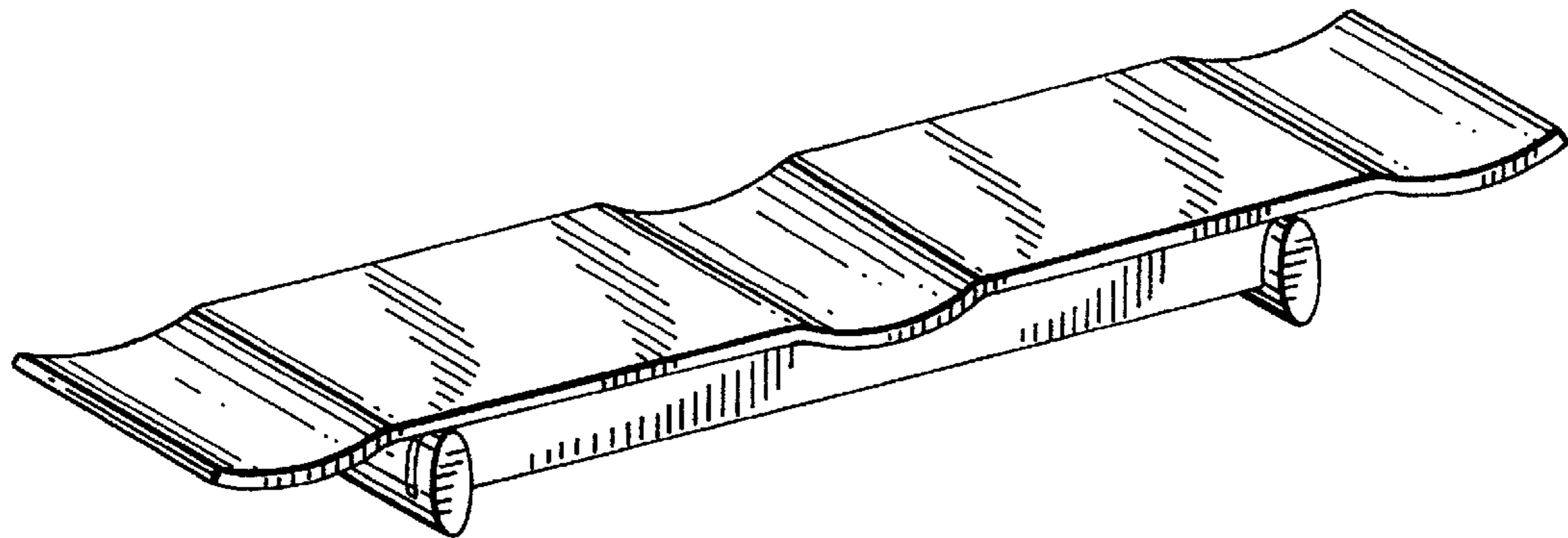
(57) **CLAIM**

The ornamental design for shelf, as shown and described.

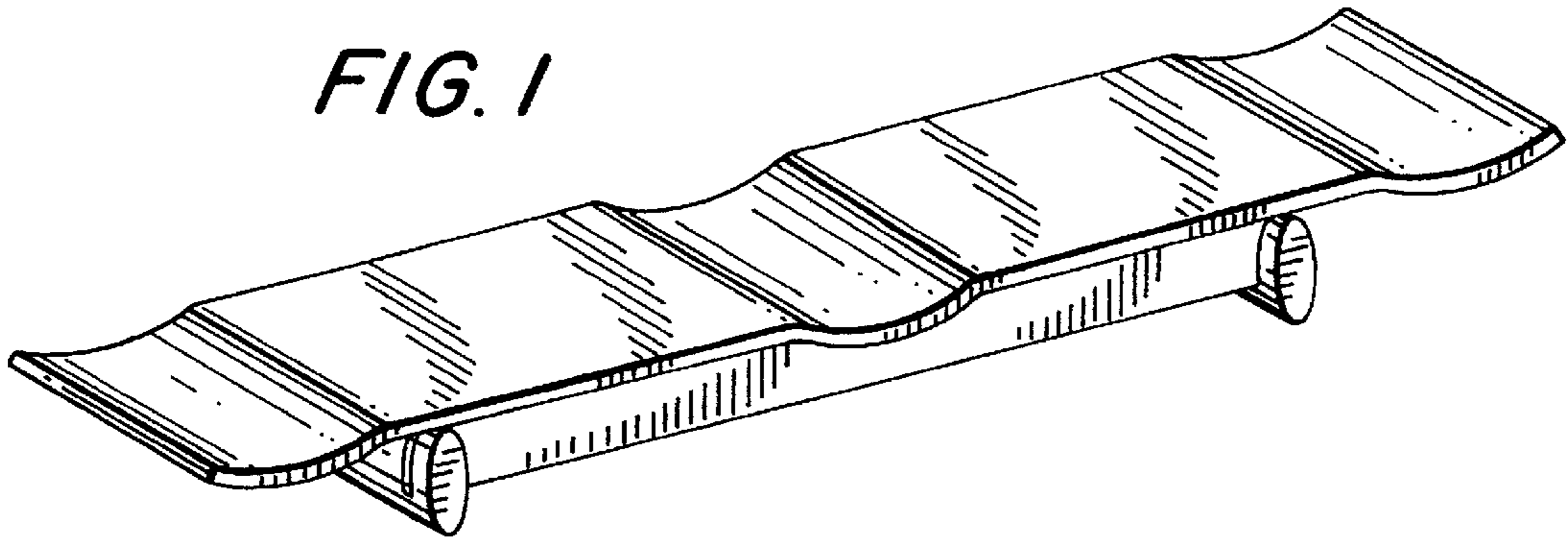
**DESCRIPTION**

FIG. 1 is a top, front, and left side perspective view of a shelf showing my new design;  
FIG. 2 is a front elevational view thereof;  
FIG. 3 is a bottom plan view thereof;  
FIG. 4 is a top plan view thereof;  
FIG. 5 is a left side elevational view thereof;  
FIG. 6 is a right side elevational view thereof;  
FIG. 7 is a rear elevational view thereof;  
FIG. 8 is a top, front, and left side perspective view of a shelf showing a second embodiment of my new design;  
FIG. 9 is a front elevational view thereof;  
FIG. 10 is a bottom plan view thereof;  
FIG. 11 is a top plan view thereof;  
FIG. 12 is a left side elevational view thereof;  
FIG. 13 is a right side elevational view thereof; and,  
FIG. 14 is a rear elevational view thereof.

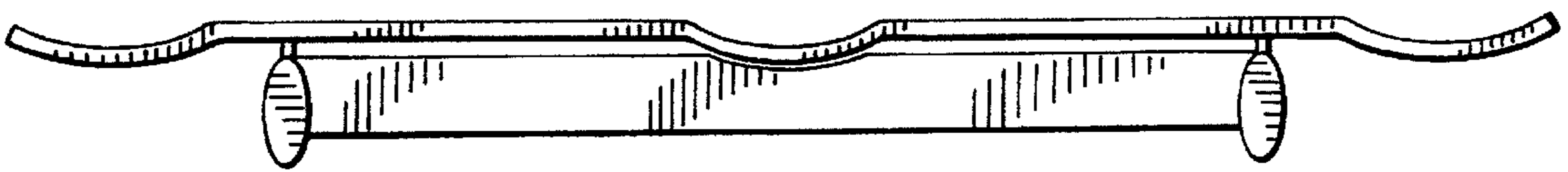
**1 Claim, 4 Drawing Sheets**



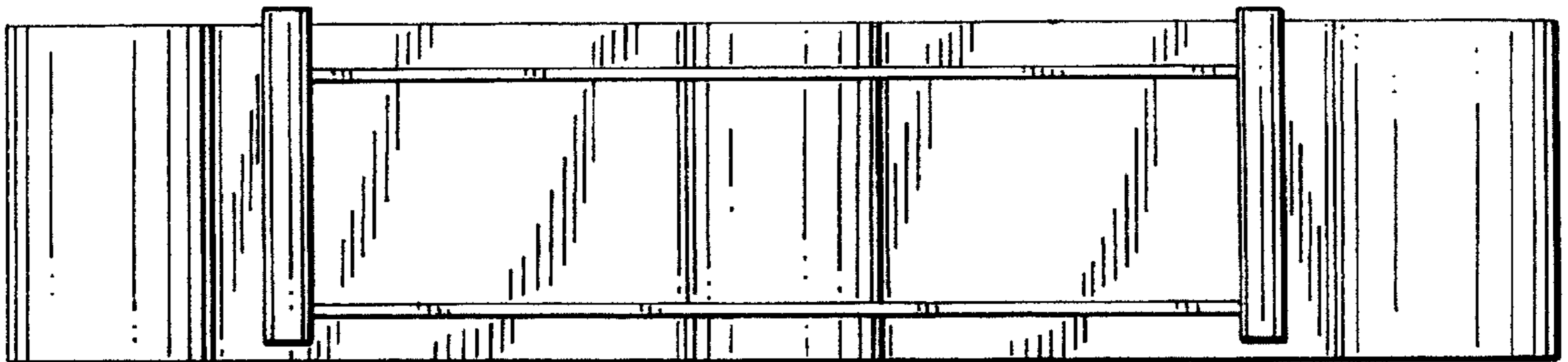
*FIG. 1*




*FIG. 2*




*FIG. 3*




*FIG. 4*



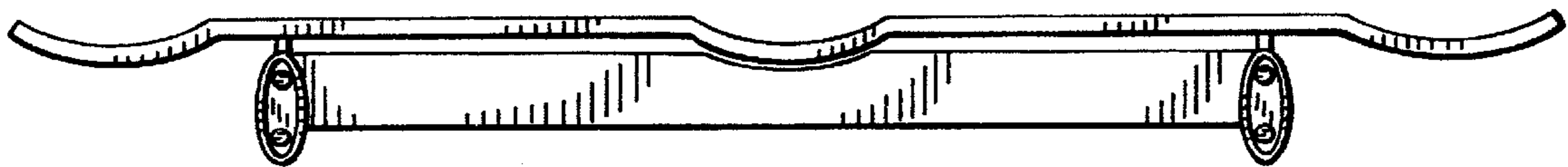
*FIG. 5*



*FIG. 6*



*FIG. 7*



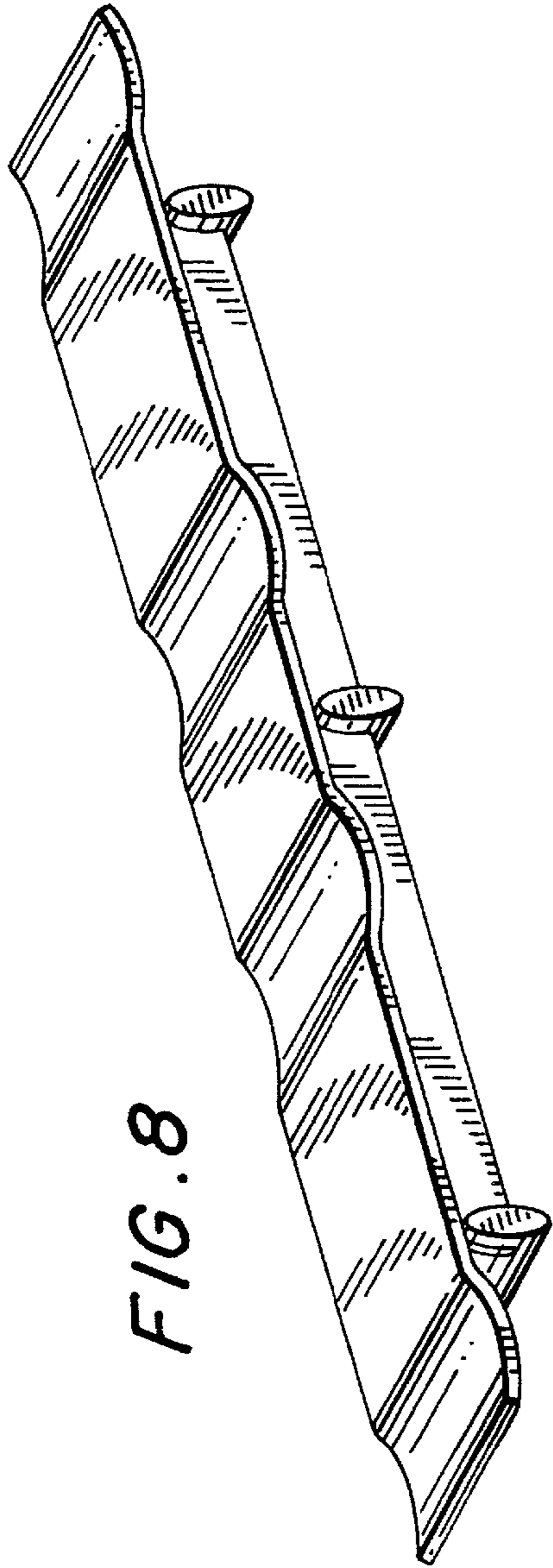


FIG. 9

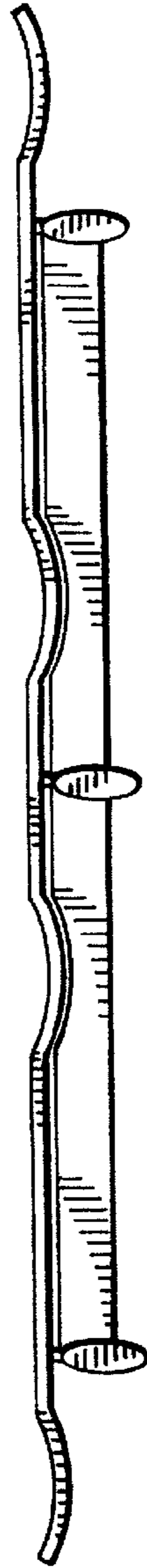
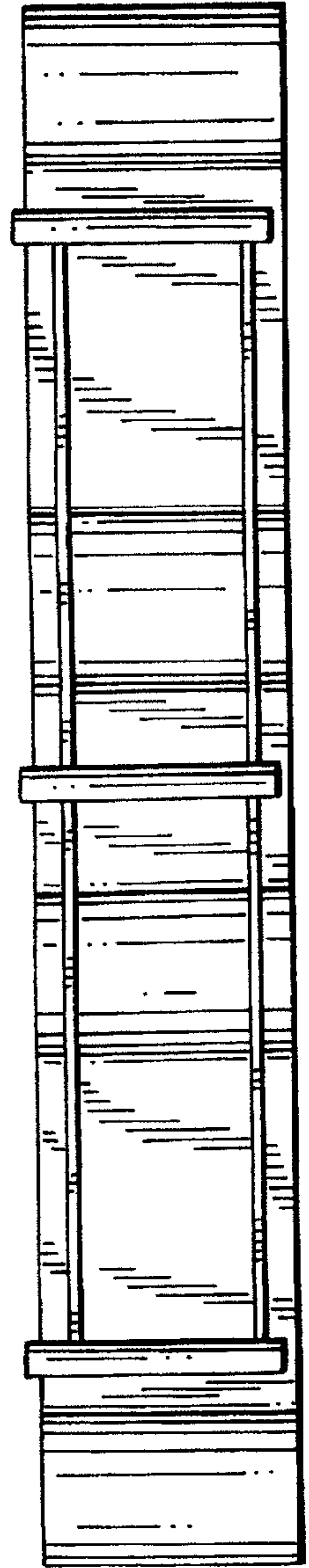


FIG. 10



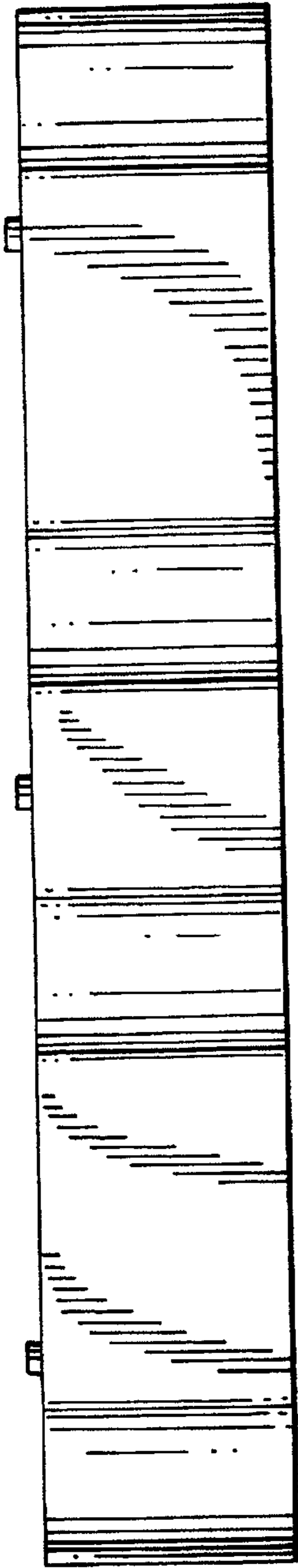


FIG. 11

FIG. 13



FIG. 12



FIG. 14

