



US00D438032S

(12) **United States Design Patent**  
**Cain**

(10) **Patent No.:** **US D438,032 S**

(45) **Date of Patent:** **\*\* Feb. 27, 2001**

(54) **TABLE**

(75) Inventor: **Charles C. Cain**, High Point, NC (US)

(73) Assignee: **Thomasville Furniture Industries, Inc.**, Thomasville, NC (US)

(\*\*) Term: **14 Years**

(21) Appl. No.: **29/116,290**

(22) Filed: **Dec. 29, 1999**

(51) **LOC (7) Cl.** ..... **06-03**

(52) **U.S. Cl.** ..... **D6/484**

(58) **Field of Search** ..... D6/480-489, 495,  
D6/511; 108/153.1, 155, 156, 157.1, 161;  
248/188, 188.1

(56) **References Cited**

**U.S. PATENT DOCUMENTS**

- D. 79,645 \* 10/1929 Ekvall ..... D6/495
- D. 393,964 \* 5/1998 Bergelin ..... D6/480
- D. 411,394 \* 6/1999 Cain ..... D6/495

**OTHER PUBLICATIONS**

- Pennsylvania House, p. 56, table at lower right corner.\*
- Pennsylvania House, p. 72, table at upper left.\*
- Table, Embassy Row Collection brochure, Bernhardt Furniture Company, p. 7.

Table, Traflagar Square Collection brochure, Thomasville Furniture Industries, Inc., p. 12.

\* cited by examiner

*Primary Examiner*—Janice E. Seeger

(74) *Attorney, Agent, or Firm*—Rhodes & Mason, P.L.L.C.

(57) **CLAIM**

The ornamental design for a table, as shown and described.

**DESCRIPTION**

FIG. 1 is a perspective view of a table showing my new design;

FIG. 2 is a front elevational view thereof;


FIG. 3 is an end elevational view thereof, the opposite end being a mirror image thereof;

FIG. 4 is a top view thereof; and,

FIG. 5 is an enlarged partial perspective view of the table corner and leg.

The bottom view of the design is not shown and forms no part of the claimed design.

**1 Claim, 5 Drawing Sheets**



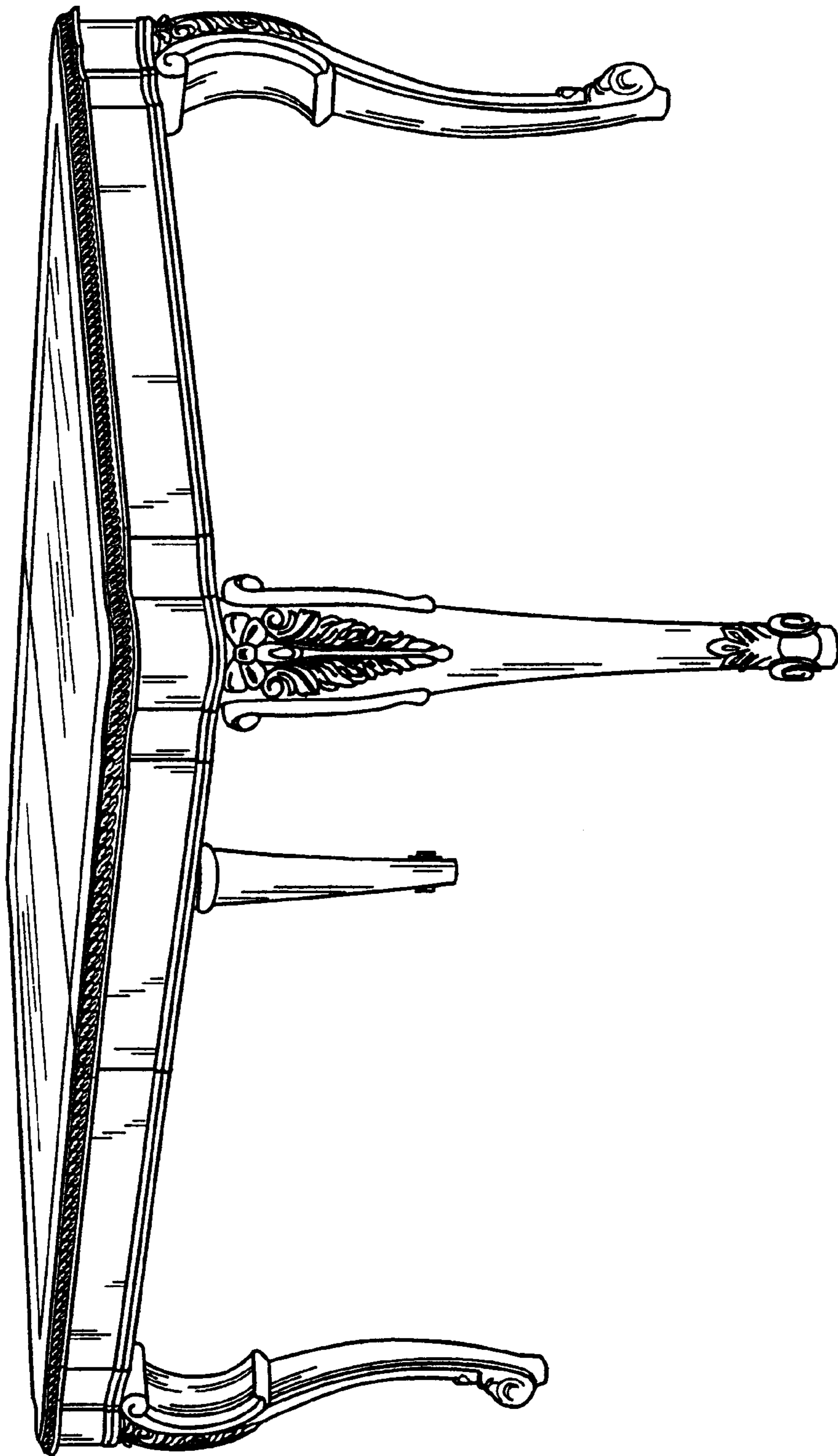


FIG.1

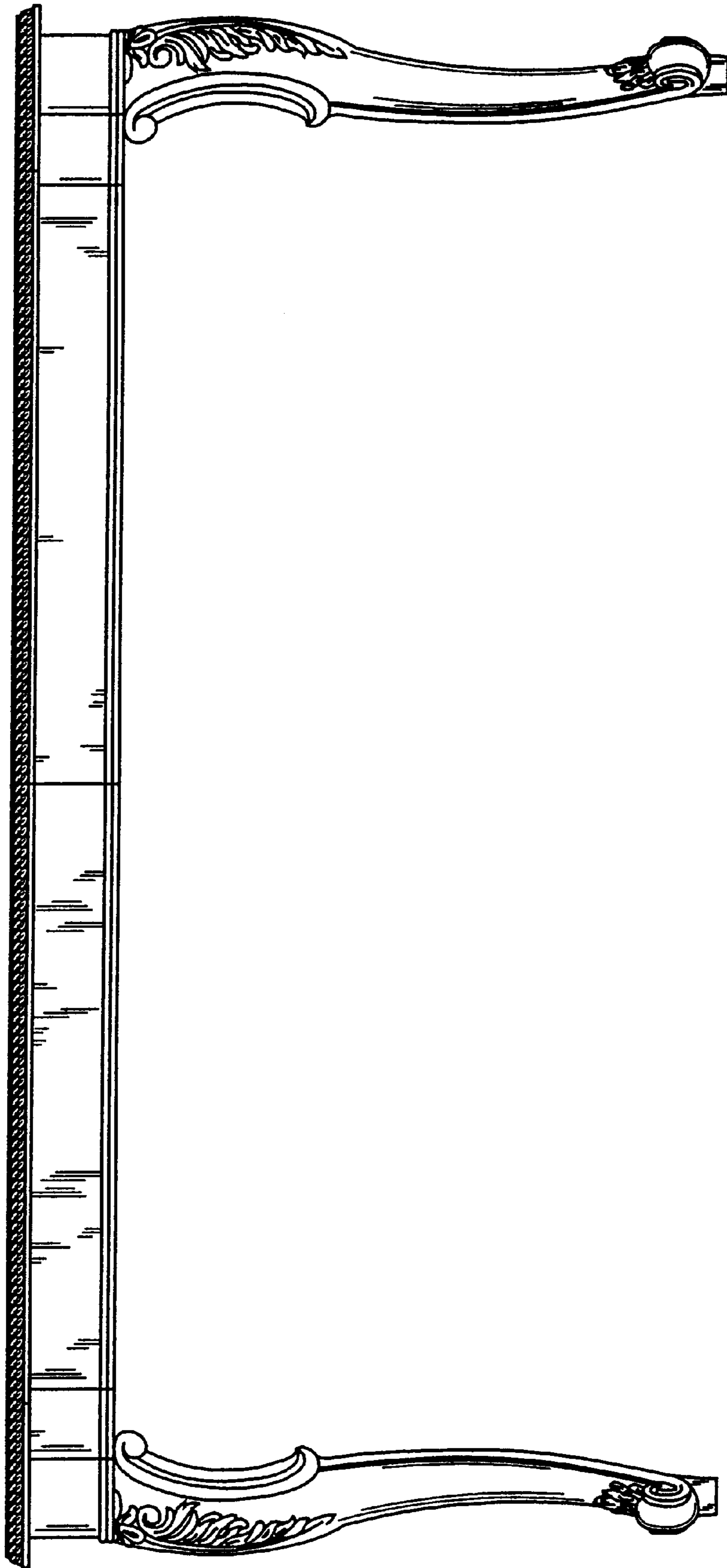


FIG.2




FIG.3


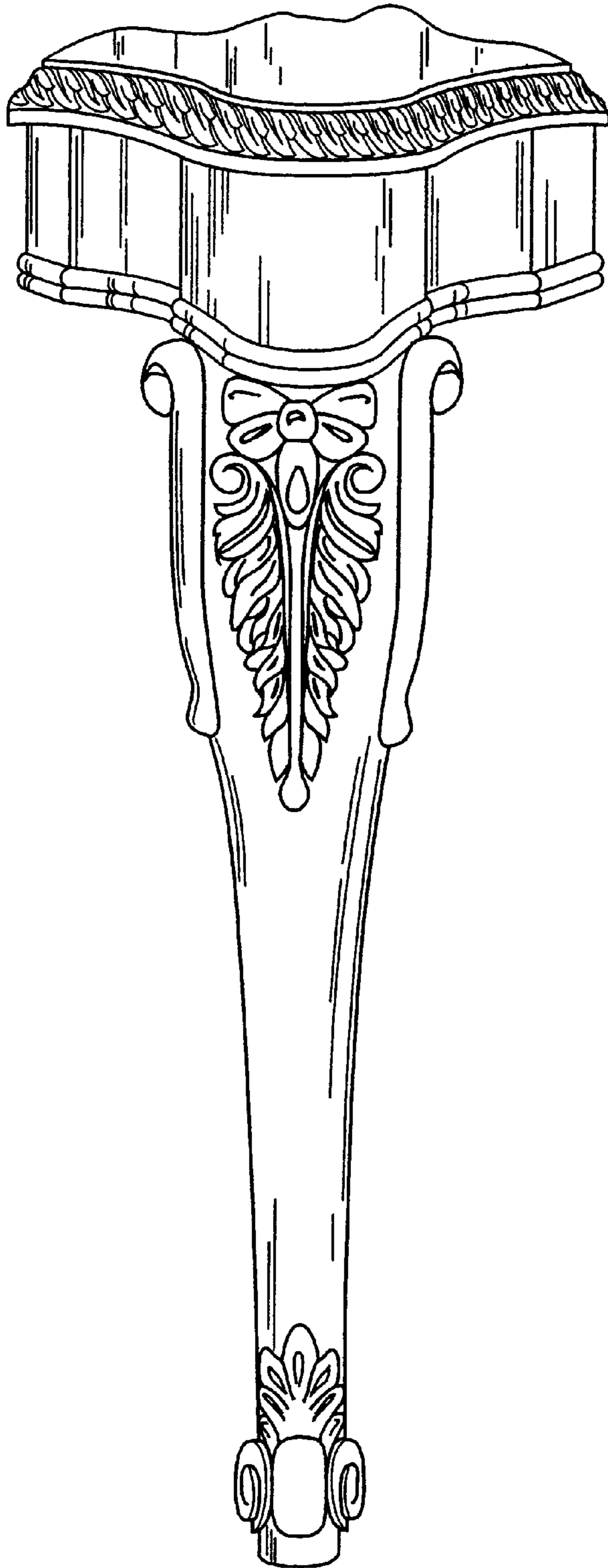


FIG.4



**FIG.5**