



US00D438030S

(12) **United States Design Patent**
Riga

(10) **Patent No.:** **US D438,030 S**

(45) **Date of Patent:** **** Feb. 27, 2001**

(54) **SLAT WALL MEMORIAL DISPLAY UNIT**

(75) **Inventor:** **Dennis J. Riga**, New Albany, OH (US)

(73) **Assignee:** **The York Group, Inc.**, Houston, TX (US)

(**) **Term:** **14 Years**

(21) **Appl. No.:** **29/124,943**

(22) **Filed:** **Jun. 14, 2000**

Related U.S. Application Data

(62) Division of application No. 29/114,142, filed on Nov. 19, 1999, which is a division of application No. 29/065,685, filed on Jan. 24, 1997, now Pat. No. Des. 420,838.

(51) **LOC (7) Cl.** **06-04**

(52) **U.S. Cl.** **D6/477; D6/467**

(58) **Field of Search** D6/396, 414, 449, D6/457, 465, 466, 467, 474, 477-479; 52/36.1, 36.2, 36.4, 36.5; 108/33, 92, 93, 96, 106-109, 152; 211/13.1, 30, 71.01, 74, 134, 187, 153, 207

(56) **References Cited**

U.S. PATENT DOCUMENTS

- D. 256,195 * 8/1980 Scalice D6/465
- D. 259,685 * 6/1981 Scalice D6/465
- D. 350,246 * 9/1994 Louise et al. D6/479
- D. 351,076 * 10/1994 Eliades et al. D6/467
- D. 373,264 * 9/1996 Lechleiter et al. D6/449
- 3,190,243 * 6/1965 Pira 108/152

- 3,585,944 * 6/1971 Scheer 108/152 X
- 4,891,897 * 1/1990 Gieske et al. 211/187 X
- 5,370,249 * 12/1994 Harvey et al. 211/189
- 5,405,017 * 4/1995 Szabo, Sr. et al. 211/13.1
- 5,495,954 * 3/1996 Schmit 211/187 X
- 5,524,394 * 6/1996 Szabo, Sr. et al. 52/36.1
- 5,622,010 * 4/1997 Weber 52/36.1
- 5,711,115 * 1/1998 Wirt .
- 5,775,034 * 7/1998 Logue .
- 5,775,521 * 7/1998 Tisbo D6/396 X

OTHER PUBLICATIONS

Gondola display stands at the top left and center of Uniweb catalog, p. 27, 1985/1986.*

Quarter coffin designs practiced in France (photos attached).

* cited by examiner

Primary Examiner—Cathron Brooks

(74) *Attorney, Agent, or Firm*—Stevens, Davis, Miller & Mosher, L.L.P.

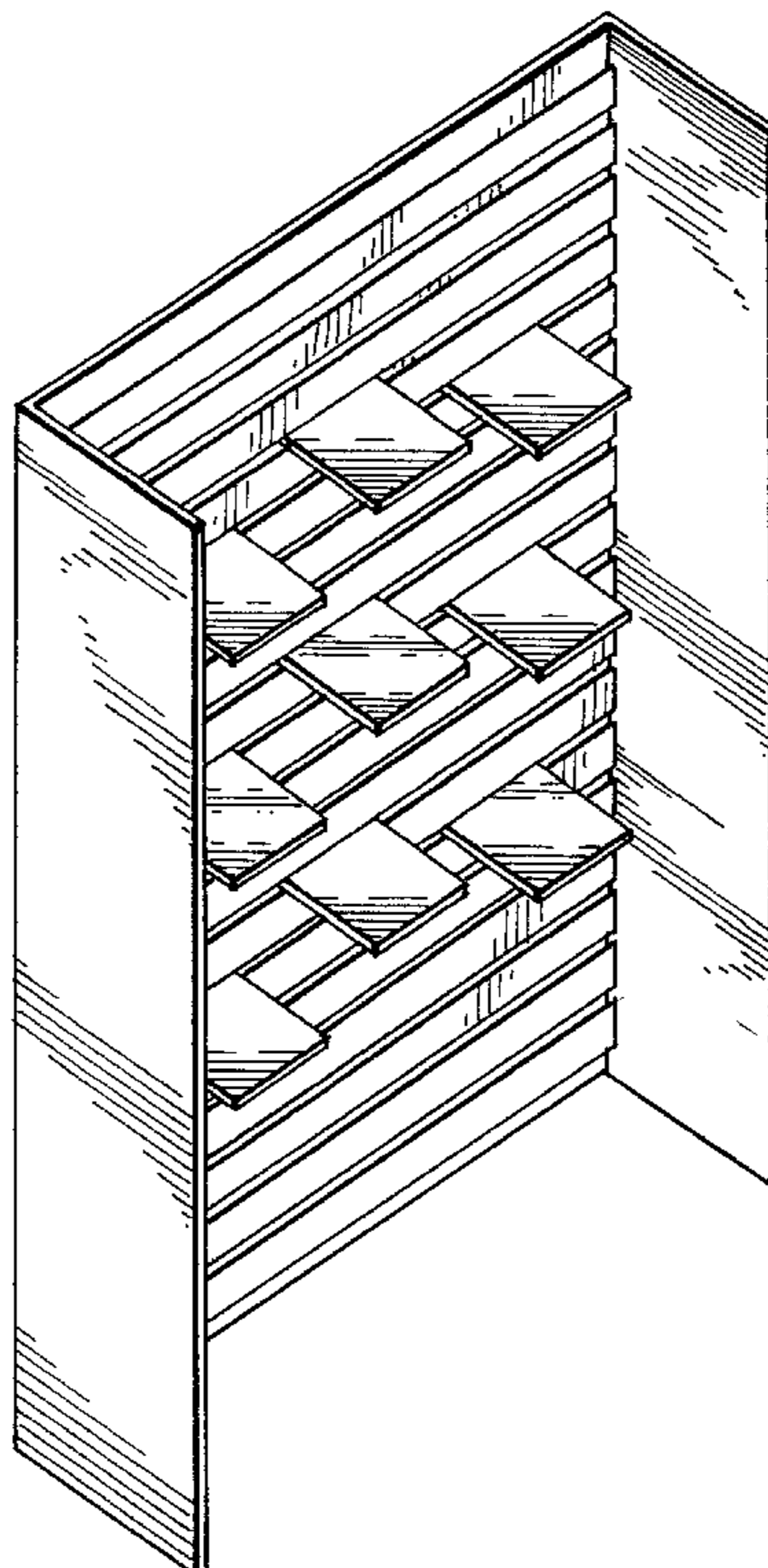
(57) **CLAIM**

The ornamental design for a slat wall memorial display unit, as shown and described.

DESCRIPTION

FIG. 1 is a side perspective view from above of an ornamental design for a slat wall memorial display unit; FIG. 2 is a side perspective view thereof, from the opposite side of that shown in FIG. 1; and, FIG. 3 is a side perspective view thereof, taken from above and showing a different arrangement of shelves.

1 Claim, 3 Drawing Sheets



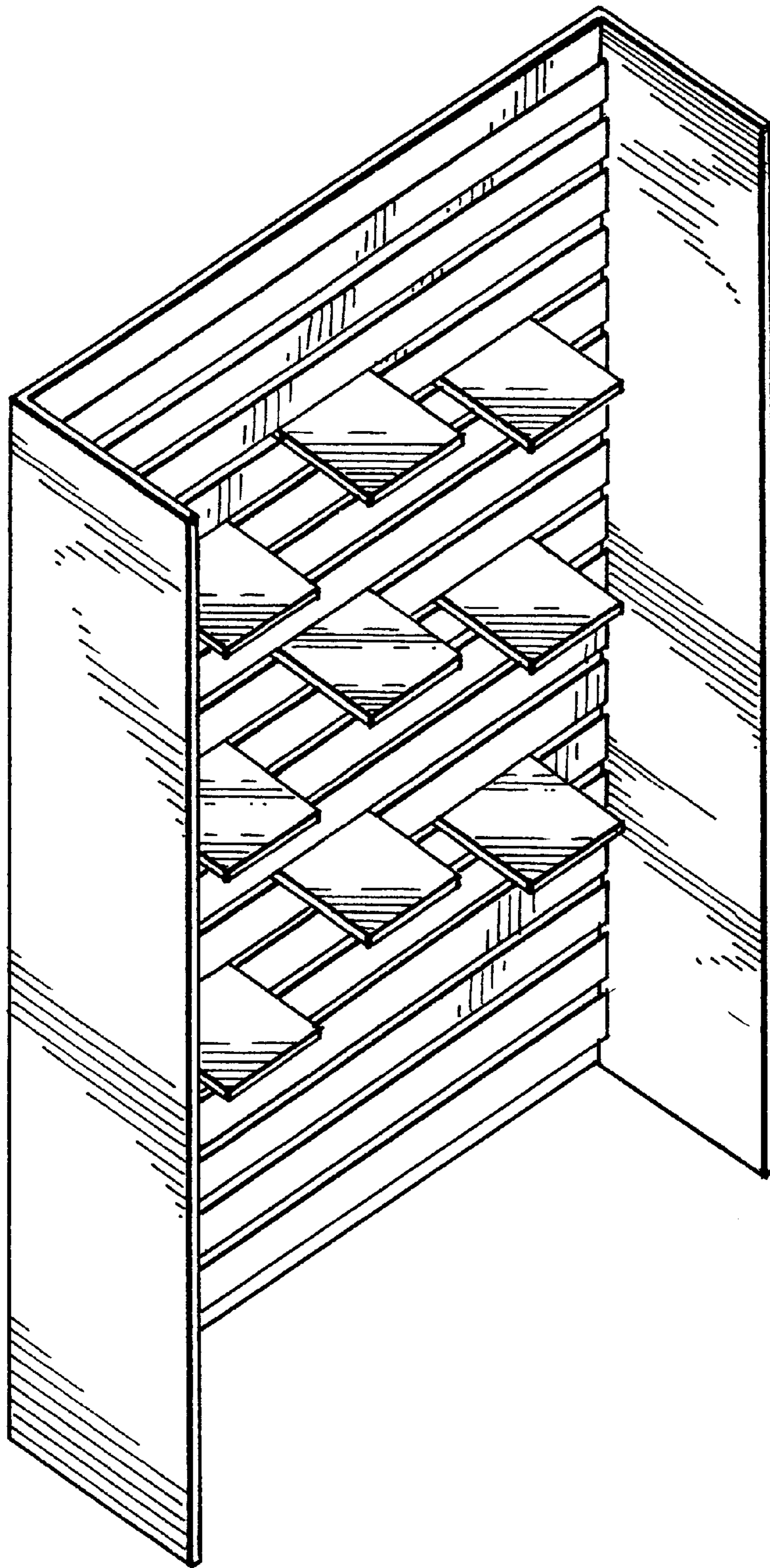


FIG. 1

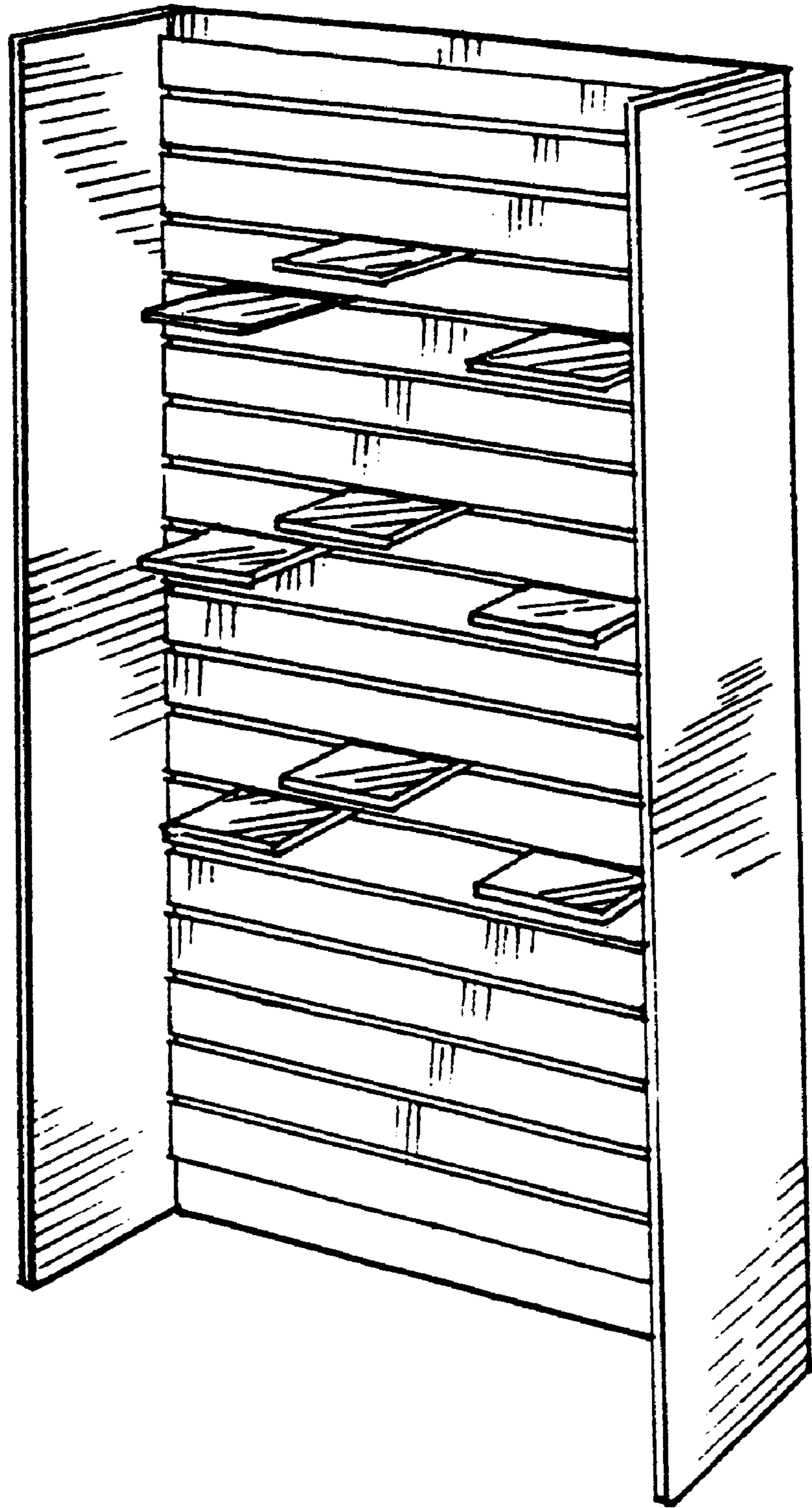


FIG. 2

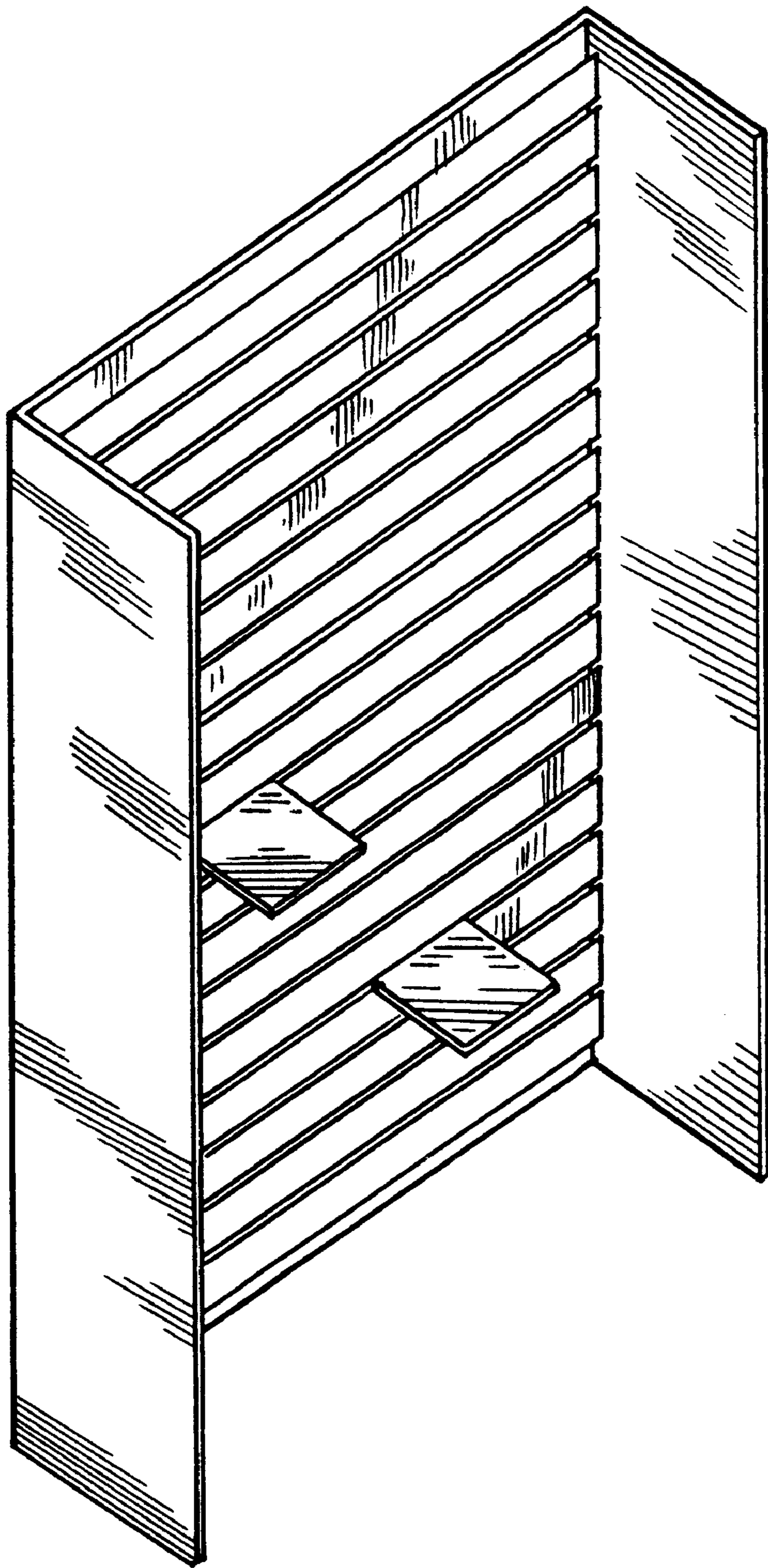


FIG. 3