



US00D438026S

(12) **United States Design Patent**
Frinier

(10) **Patent No.:** **US D438,026 S**

(45) **Date of Patent:** **** Feb. 27, 2001**

(54) **CHAIR**

(75) **Inventor:** **Richard D. Frinier**, Long Beach, CA (US)

(73) **Assignee:** **BJIP, Inc**, Los Angeles, CA (US)

(**) **Term:** **14 Years**

(21) **Appl. No.:** **29/126,551**

(22) **Filed:** **Jul. 19, 2000**

(51) **LOC (7) Cl.** **06-01**

(52) **U.S. Cl.** **D6/369; D6/376; D6/379**

(58) **Field of Search** D6/334, 369, 370, D6/374, 376, 379, 380, 500, 501, 502; 297/445.1, 446.1, 452.64

(56) **References Cited**

U.S. PATENT DOCUMENTS

- D. 291,632 * 9/1987 Zola D6/379
- D. 333,750 * 3/1993 Hess D6/500

- D. 342,391 * 12/1993 Caldwell D6/376
- D. 390,714 * 2/1998 Goodman D6/379
- D. 416,703 * 11/1999 Lin D6/376
- D. 423,243 * 4/2000 Massie et al. D6/376

* cited by examiner

Primary Examiner—Gary D. Watson

(74) *Attorney, Agent, or Firm*—Christie, Parker & Hale, LLP

(57) **CLAIM**

The ornamental design for chair, as shown and described.

DESCRIPTION

FIG. 1 is a perspective view showing my new design;
 FIG. 2 is a left side view of the design, the right side being a mirror image thereof;
 FIG. 3 is a front elevational view;
 FIG. 4 is a back elevational view; and,
 FIG. 5 is a top view of the design.

1 Claim, 5 Drawing Sheets

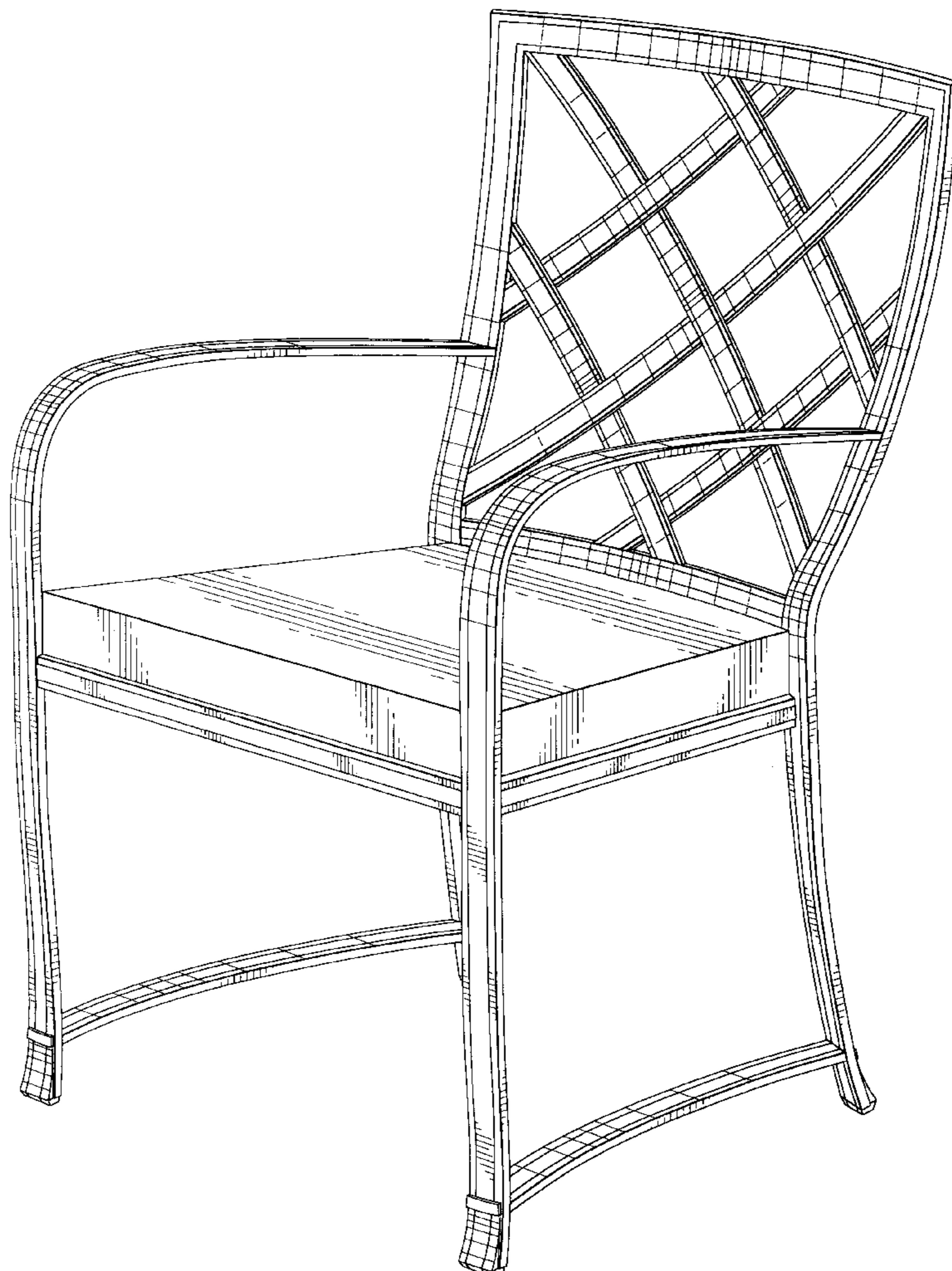


FIG. 1




FIG. 2

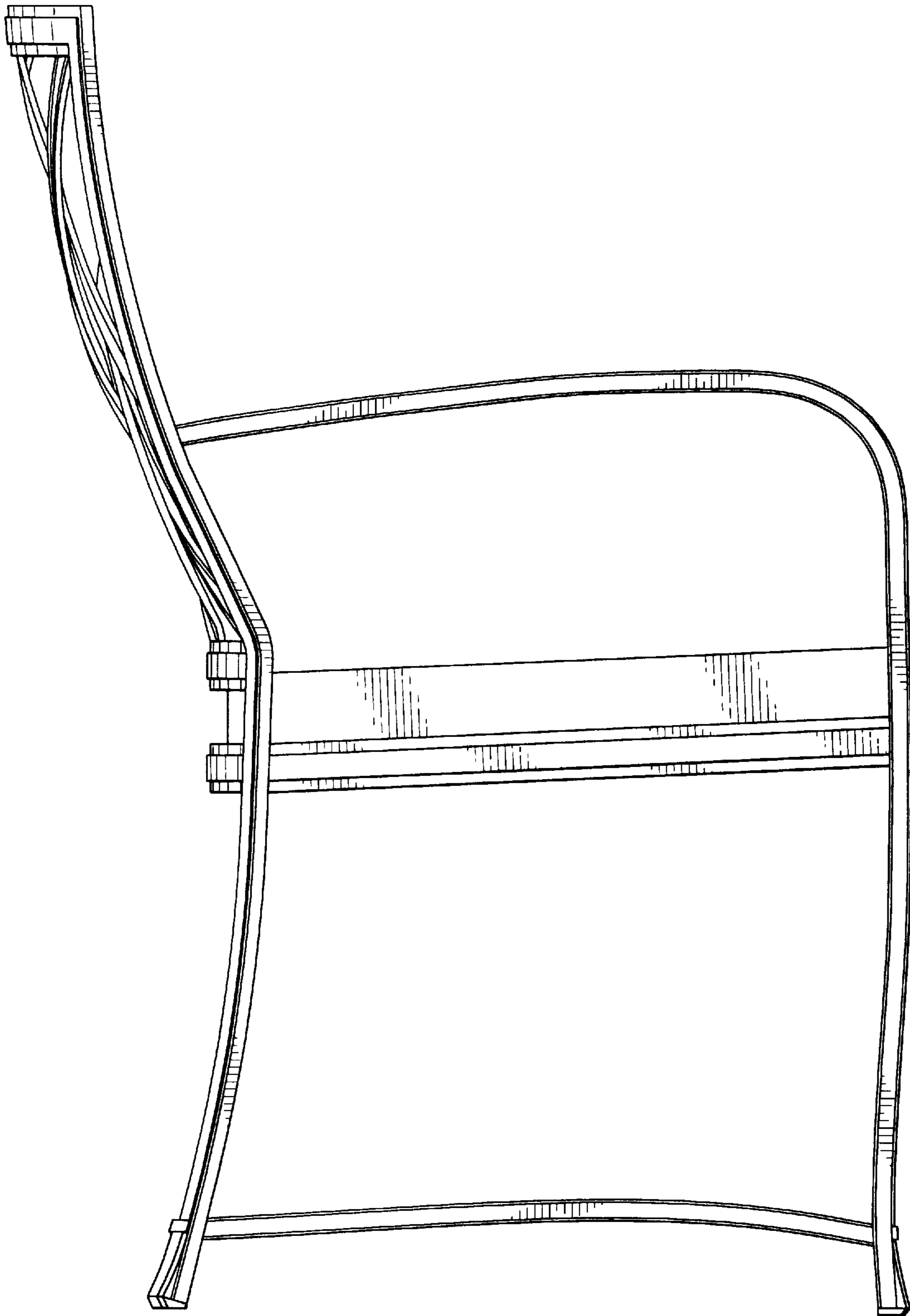


FIG. 3




FIG. 4

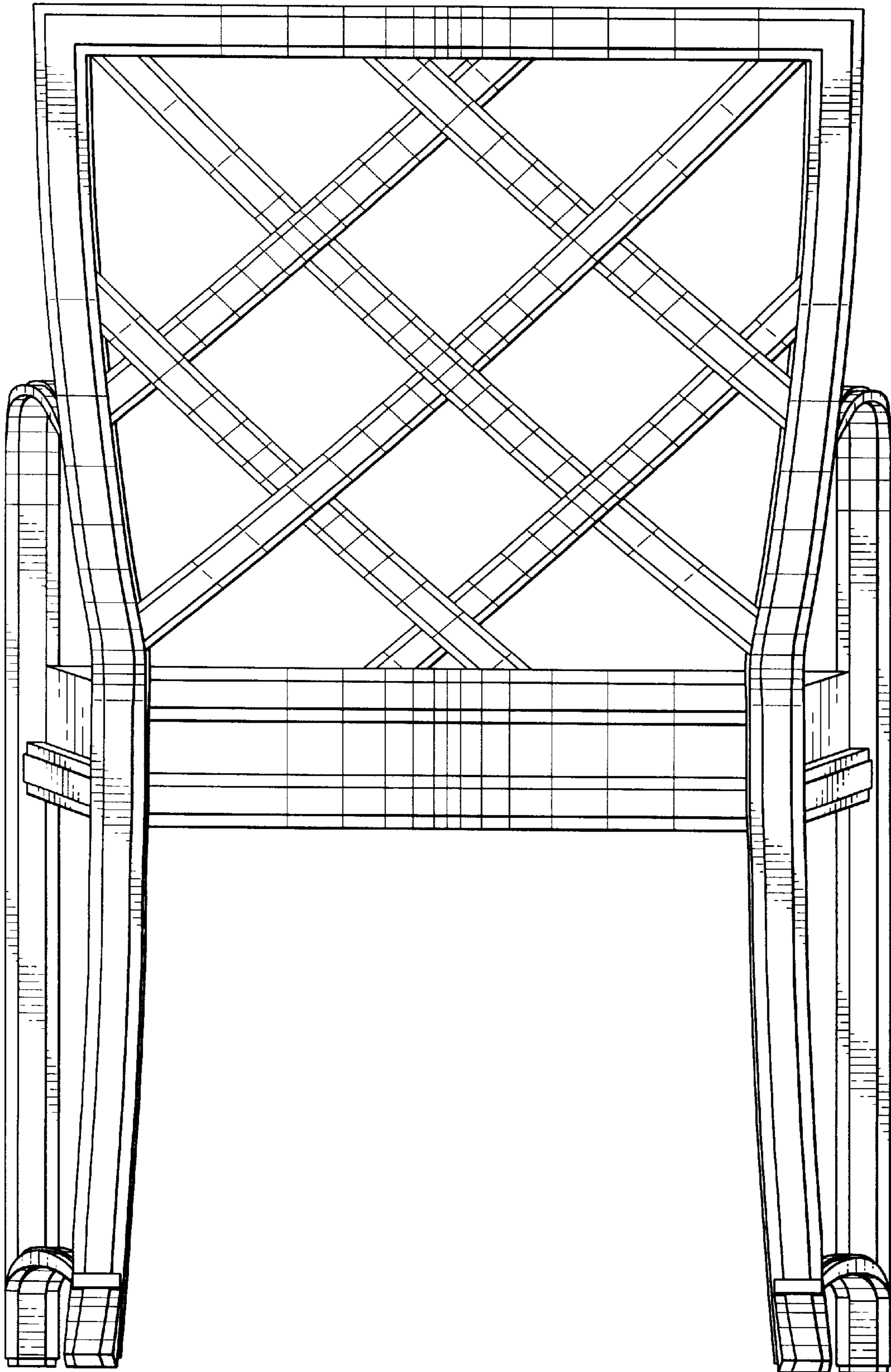


FIG. 5

