



US00D438022S

(12) **United States Design Patent**
Bunn

(10) **Patent No.:** **US D438,022 S**

(45) **Date of Patent:** **** Feb. 27, 2001**

(54) **BOOT HANGER**

(76) Inventor: **C. Brian Bunn**, P.O. Box 331, Stover,
MO (US) 65078

(**) Term: **14 Years**

(21) Appl. No.: **29/121,864**

(22) Filed: **Apr. 17, 2000**

(51) **LOC (7) Cl.** **06-08**

(52) **U.S. Cl.** **D6/317**

(58) **Field of Search** D6/315, 317, 513;
211/34, 38, 113, 119

2,278,258	3/1942	Gillett .
2,294,607	9/1942	Peck .
2,470,879	5/1949	Wiggins .
3,249,231	5/1966	Matlock .
3,907,115	9/1975	Satchell .
4,576,290	3/1986	Zigman .
4,669,615	6/1987	Zigman .
4,779,743	10/1988	McKinnon .
4,953,715	9/1990	Celli .
5,224,607	7/1993	Koresko .
5,294,007	3/1994	Edmondson .

Primary Examiner—B. J. Bullock

(57) **CLAIM**

The ornamental design for a boot hanger, as shown.

(56) **References Cited**

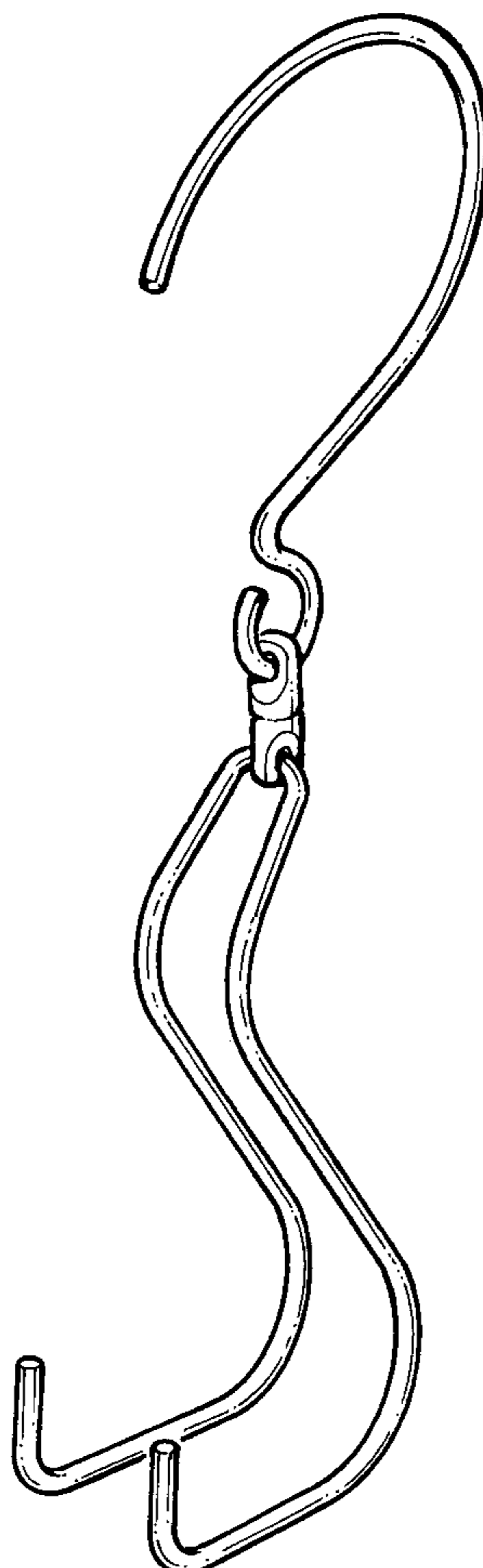
U.S. PATENT DOCUMENTS

70,884	11/1867	Oatley .
D. 210,413	3/1968	Ducharme .
D. 229,001	11/1973	Wahl .
D. 229,003	11/1973	Wahl .
283,418	8/1883	Ries .
D. 292,755	11/1987	Shay .
D. 357,813	5/1995	Koresko .
D. 360,533	7/1995	Williams .
D. 368,167	3/1996	Zeri .

DESCRIPTION

FIG. 1 is a perspective view of a boot hanger showing my new design;
FIG. 2 is a front elevational view thereof;
FIG. 3 is a rear elevational view thereof;
FIG. 4 is a top plan view thereof;
FIG. 5 is a bottom plan view thereof; and,
FIG. 6 is a right side elevational view thereof; the left side elevational view being a mirror image thereof.

1 Claim, 2 Drawing Sheets



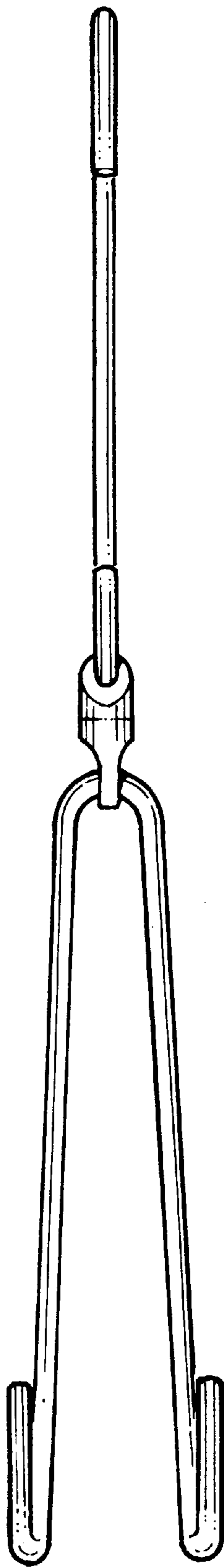


FIG. 2

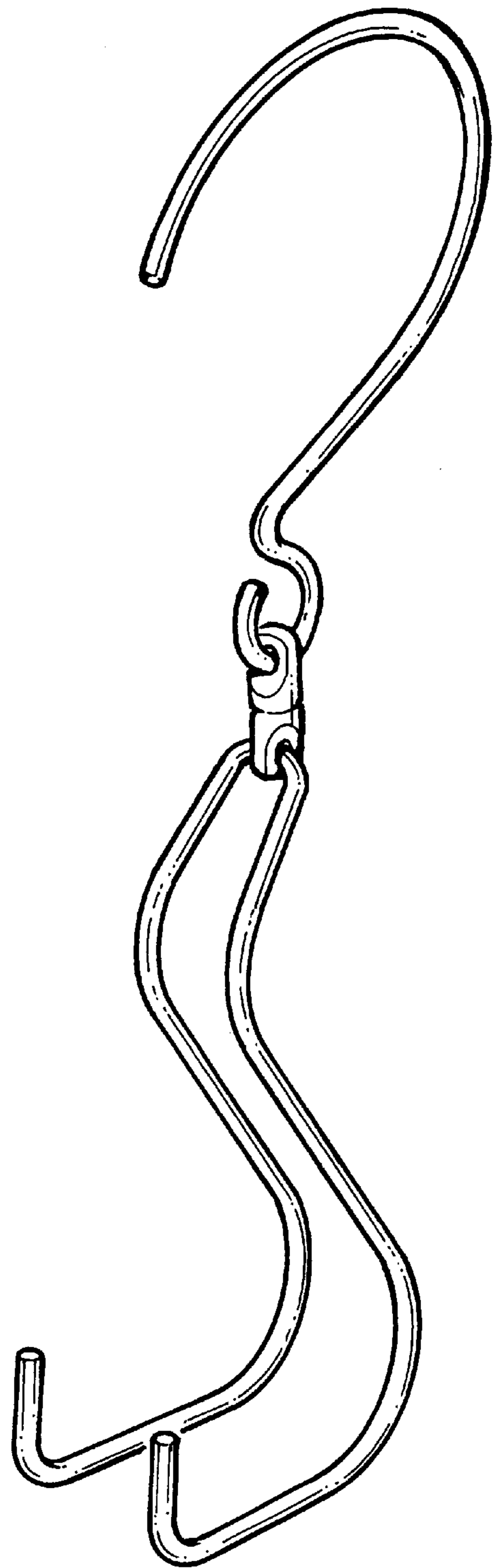


FIG. 1

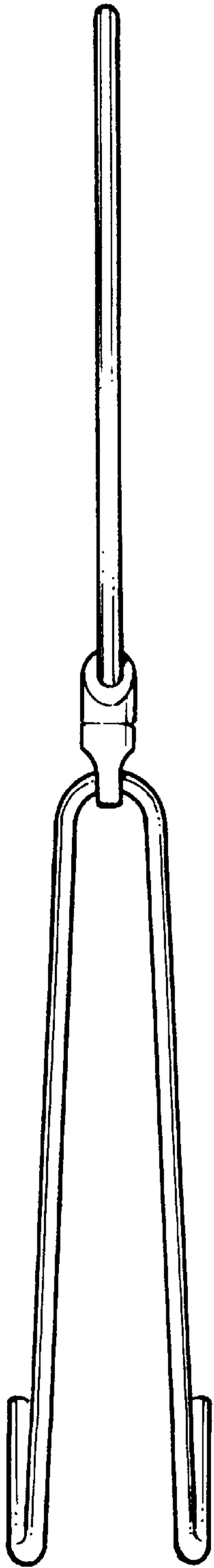


FIG. 3

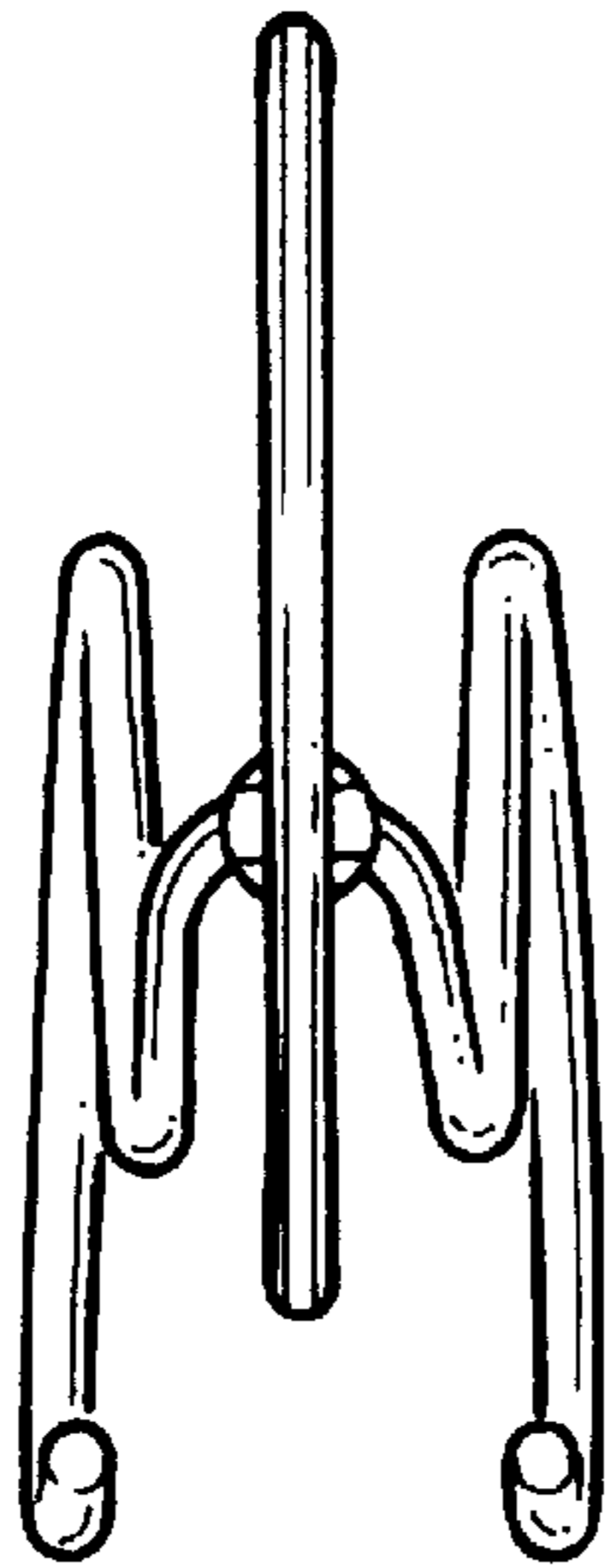


FIG. 4

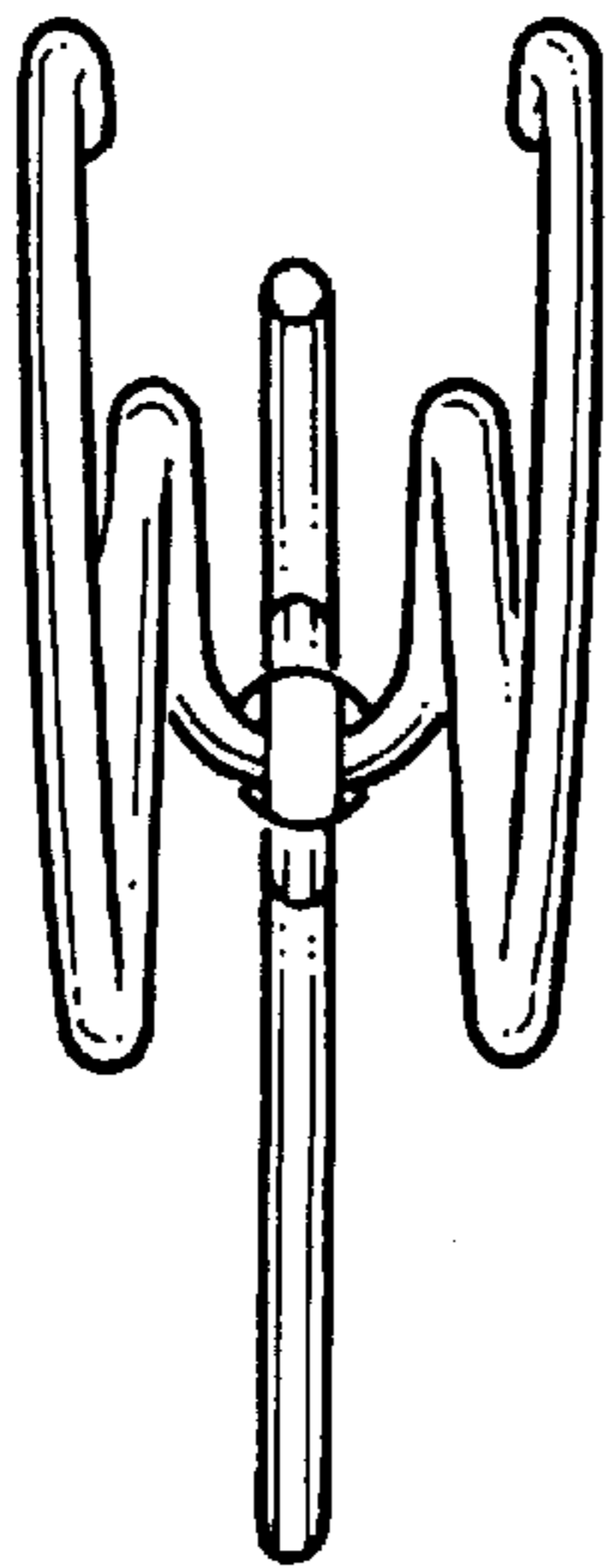


FIG. 5

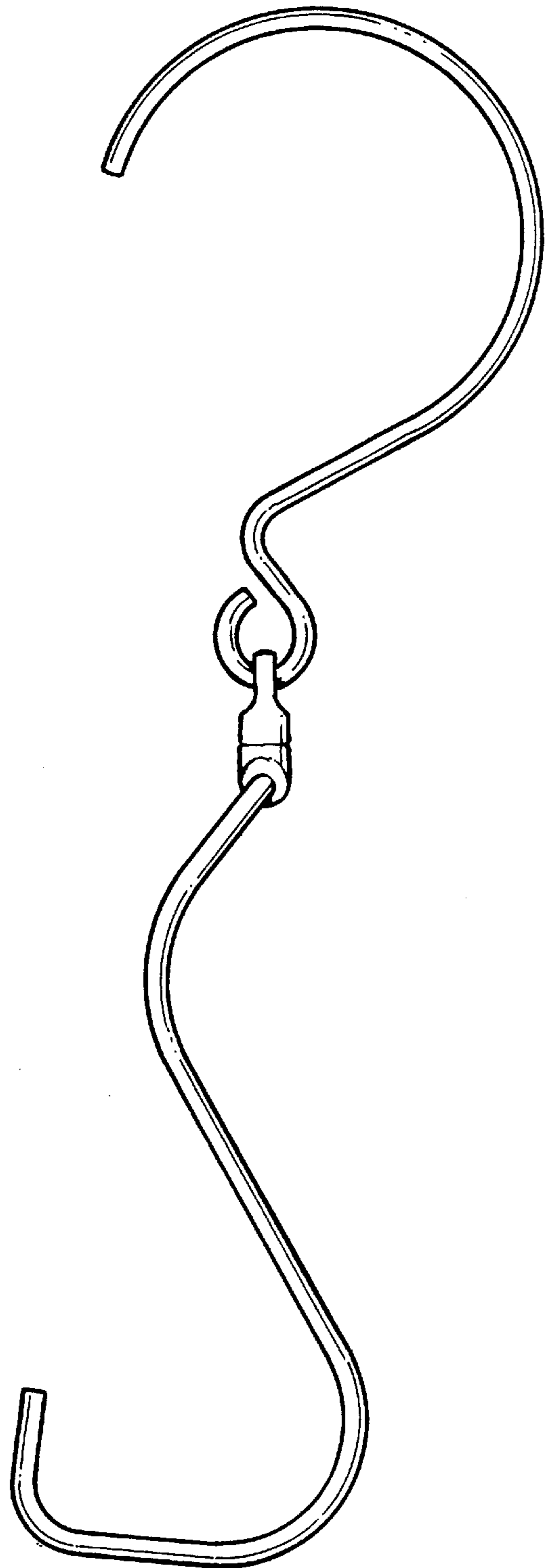


FIG. 6