



US00D438021S

(12) **United States Design Patent**
Aguilar

(10) **Patent No.:** **US D438,021 S**

(45) **Date of Patent:** **** Feb. 27, 2001**

(54) **MIRROR**

5,100,094 * 3/1992 Handwerger et al. 248/489

(75) Inventor: **Martin Aguilar**, Norwalk, CA (US)

* cited by examiner

(73) Assignee: **Head West, Inc.**, Compton, CA (US)

Primary Examiner—Janice E. Seeger

(**) Term: **14 Years**

(74) *Attorney, Agent, or Firm*—Jeffer, Mangels, Butler & Marmaro LLP

(21) Appl. No.: **29/128,675**

(57) **CLAIM**

(22) Filed: **Aug. 29, 2000**

The ornamental design for a mirror, as shown and described.

(51) **LOC (7) Cl.** **06-07**

(52) **U.S. Cl.** **D6/306; D6/300**

(58) **Field of Search** D6/300–302, 306,
D6/308–314; 40/700, 711, 714–716, 721,
722, 745, 761, 765, 780, 798, 779; 359/838,
871, 873

DESCRIPTION


FIG. 1 is a perspective view of the mirror.
FIG. 2 is a left side elevational view of the mirror with the right side, top and bottom elevational views being a mirror reflection of the left side elevational view.
FIG. 3 is a front elevational view of the mirror.
FIG. 4 is a rear elevational view of the mirror.
FIG. 5 is a perspective view of the mirror including a hanging assembly on the back thereof; and,
FIG. 6 is a cross sectional view of a section of the mirror perimeter taken along line 6—6 of FIG. 2.

(56) **References Cited**

U.S. PATENT DOCUMENTS

- D. 23,249 * 5/1894 Golde D6/306
- D. 71,661 * 12/1926 Dallek D6/306
- D. 364,041 * 11/1995 Lewis D6/306

1 Claim, 3 Drawing Sheets






FIG. 1



FIG. 2




FIG. 3



FIG. 4




FIG. 5




FIG. 6