



US00D438020S

(12) **United States Design Patent**
Carlson

(10) **Patent No.:** **US D438,020 S**

(45) **Date of Patent:** **** Feb. 27, 2001**

(54) **DIMENSIONAL DISPLAY**

(74) *Attorney, Agent, or Firm*—Robert L. Marsh

(76) **Inventor:** **Nancy L. Carlson**, 6574 Deerpath Ct.,
Lisle, IL (US) 60532

(57) **CLAIM**

(**) **Term:** **14 Years**

The ornamental design for a dimensional display, as shown and described.

(21) **Appl. No.:** **29/110,679**

DESCRIPTION

(22) **Filed:** **Sep. 10, 1999**

(51) **LOC (7) Cl.** **06-07**

(52) **U.S. Cl.** **D6/302**

(58) **Field of Search** D6/300–314; 40/711,
40/714–716, 722, 739, 743, 765, 768, 769,
780, 789, 790

The dimensional display is used for showing pictures, drawings, and similar figures in the rectangle and square portions. In use, the dimensional display may be positioned flat on its back or upright on its top, bottom, or side.

FIG. 1 is a front elevation view of a dimensional display having beveled edges, showing my new design;

FIG. 2 is a bottom, front perspective view;

FIG. 3 is a top, front perspective view;

FIG. 4 is a right side, back perspective view;

FIG. 5 is a left side, back perspective view;

FIG. 6 is an enlarged corner perspective view showing the bottom, right side, and front; and,

FIG. 7 is an enlarged corner perspective view showing the bottom, right side, and front of an alternate embodiment having straight edges. The remaining views of the alternate embodiment are the same as FIGS. 1–5.

(56) **References Cited**

U.S. PATENT DOCUMENTS

D. 380,905	*	7/1997	Key et al.	D6/302
D. 385,708	*	11/1997	Key et al.	D6/302
1,617,304	*	2/1927	Groeschel	40/735
3,813,799	*	6/1974	Caravello	40/735
4,424,637	*	1/1984	Leahy	40/773
5,105,567	*	4/1992	Real	40/765
5,483,762	*	1/1996	Hogan	40/768


OTHER PUBLICATIONS

Structural Industries, Inc. 1996 Catalogue.

* cited by examiner

Primary Examiner—Janice E. Seeger

1 Claim, 7 Drawing Sheets






FIG. 1




FIG. 2




FIG. 3

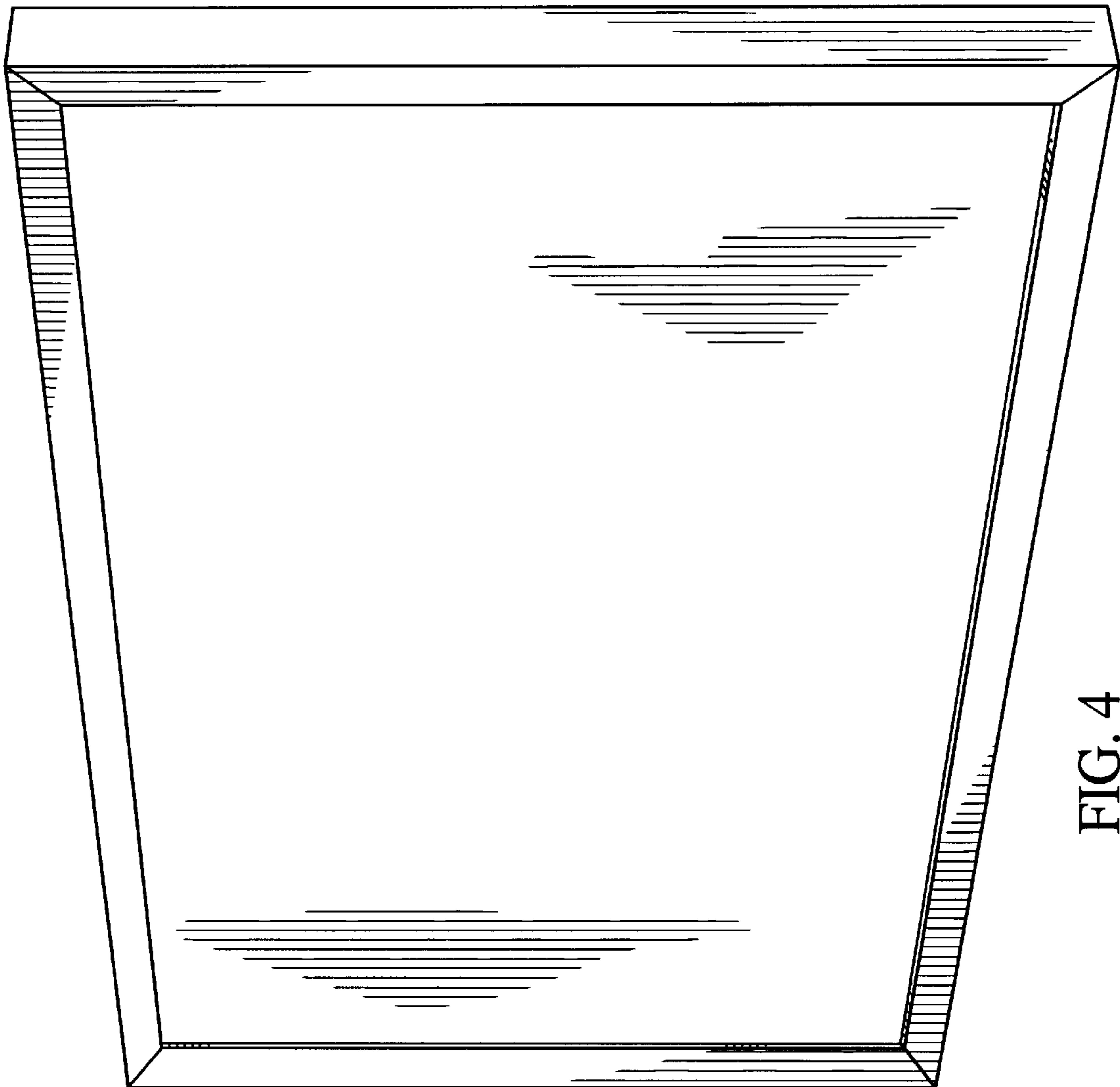


FIG. 4




FIG. 5

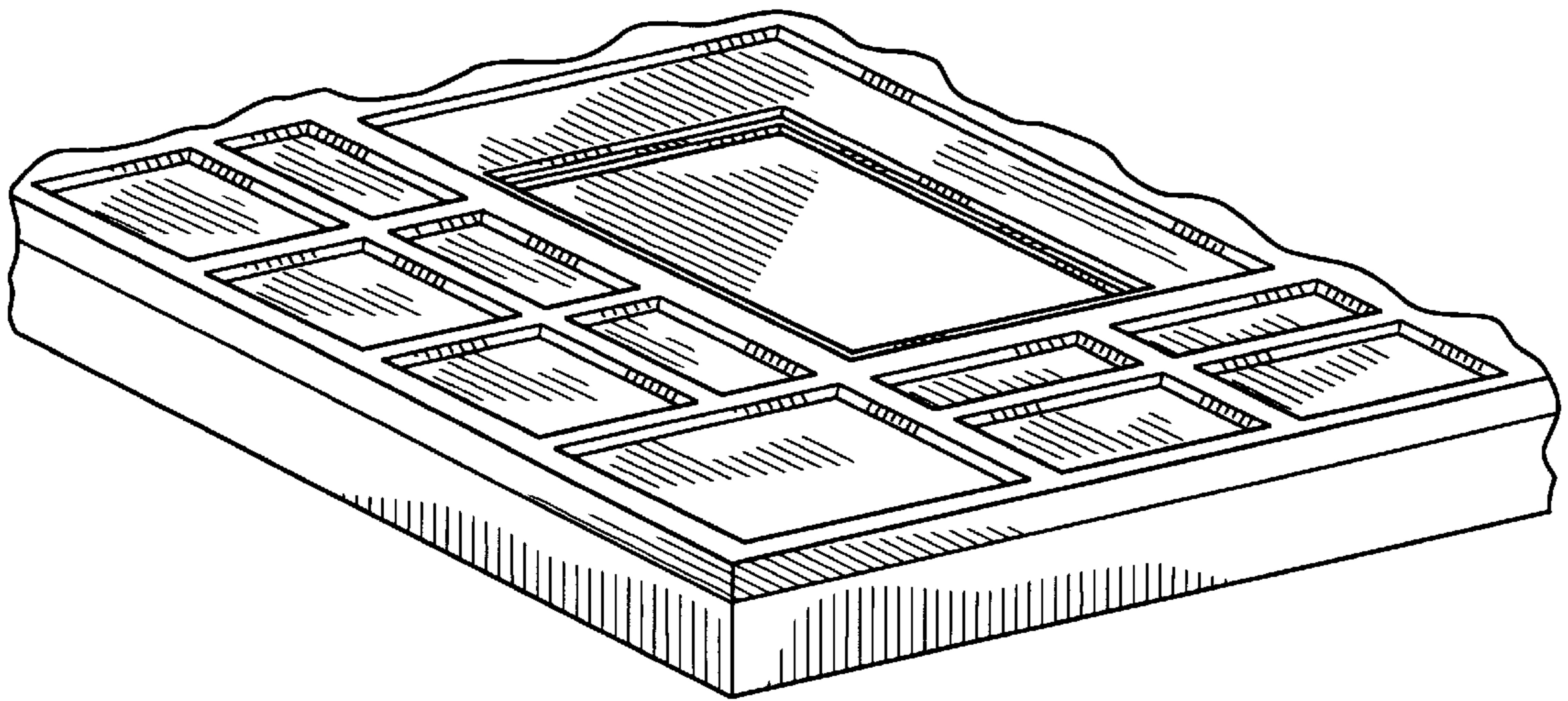


FIG. 6

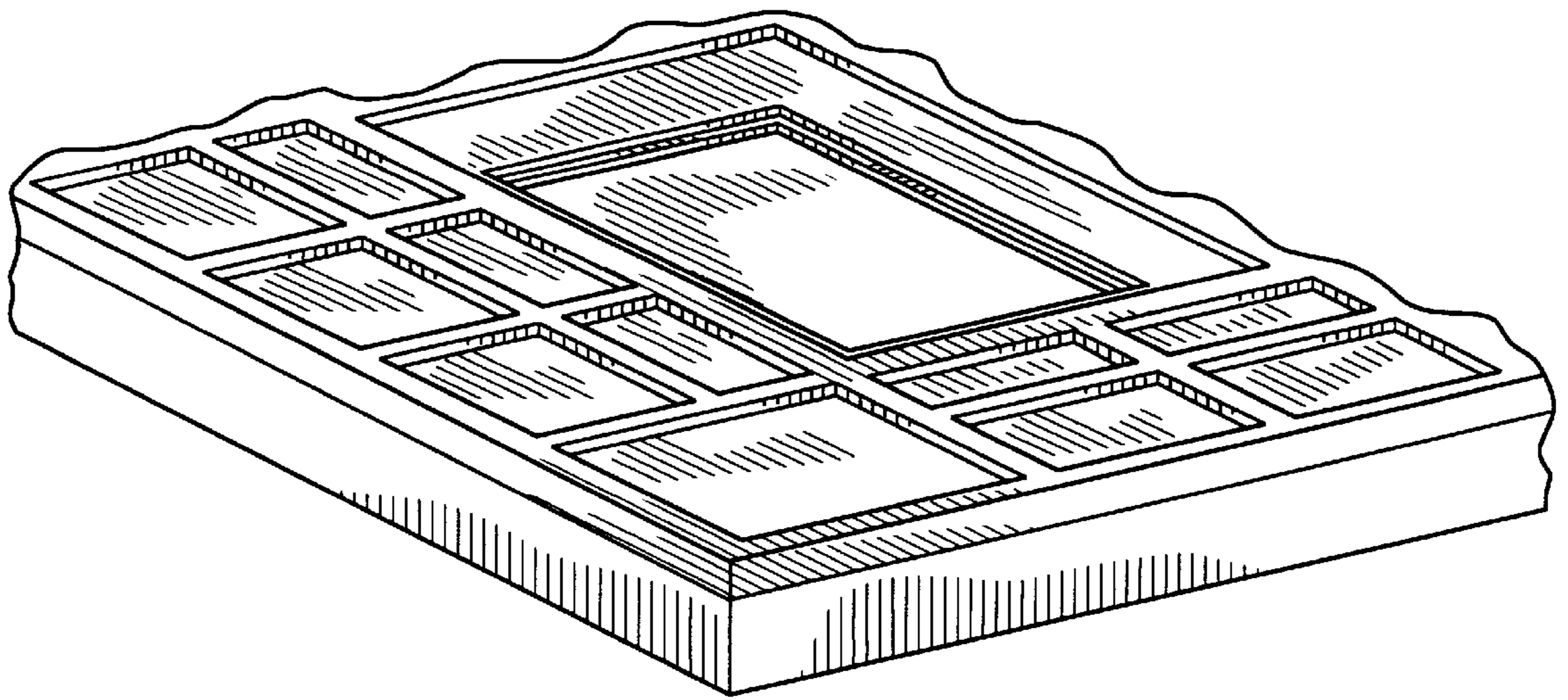


FIG. 7