



US00D438010S

(12) **United States Design Patent**
Drury et al.

(10) **Patent No.:** **US D438,010 S**

(45) **Date of Patent:** **** Feb. 27, 2001**

(54) **SHOPPING BASKET**

(75) **Inventors:** **Peter Drury**, Sydney (AU); **Martin Gaze**; **Martin Blomfield**, both of Woking (GB)

(73) **Assignees:** **Carte 2000 Limited**, Wanchai (HK); **DuPont deNemours International SA**, Geneva (CH)

(**) **Term:** **14 Years**

(21) **Appl. No.:** **29/116,458**

(22) **Filed:** **Sep. 2, 1999**

(30) **Foreign Application Priority Data**

Mar. 8, 1999 (GB) 2081762

(51) **LOC (7) Cl.** **03-01**

(52) **U.S. Cl.** **D3/307**

(58) **Field of Search** D3/307, 304, 308, D3/312, 313, 314, 315; 220/672, 675, 676; D9/425, 426; D30/121-133; D32/53, 53.1

(56) **References Cited**

U.S. PATENT DOCUMENTS

D. 102,671 * 1/1937 Worthington D3/307

D. 190,532 * 6/1961 Heimsoth D30/121
D. 326,552 * 5/1992 Goodell D3/312
D. 395,362 * 6/1998 Fink et al. D3/307
D. 397,526 * 8/1998 Sheaffer D30/121 X
D. 421,336 * 3/2000 Demore et al. D3/314
D. 427,770 * 7/2000 Conti D3/314

* cited by examiner

Primary Examiner—Louis S. Zarfes

Assistant Examiner—Catherine R. Oliver

(74) *Attorney, Agent, or Firm*—Hodgson, Russ, Andrews, Woods & Goodyear LLP


(57) **CLAIM**


The ornamental design for a shopping basket, as shown and described.

DESCRIPTION


FIG. 1 is a side elevational view of a shopping basket, showing our new design, the opposite side being identical; FIG. 2 is a front elevational view thereof; FIG. 3 is a top plan view thereof; FIG. 4 is a rear elevational view thereof; FIG. 5 is a bottom plan view thereof; and, FIG. 6 is a side elevational view similar to FIG. 1 but showing the handle in a raised position.

1 Claim, 3 Drawing Sheets

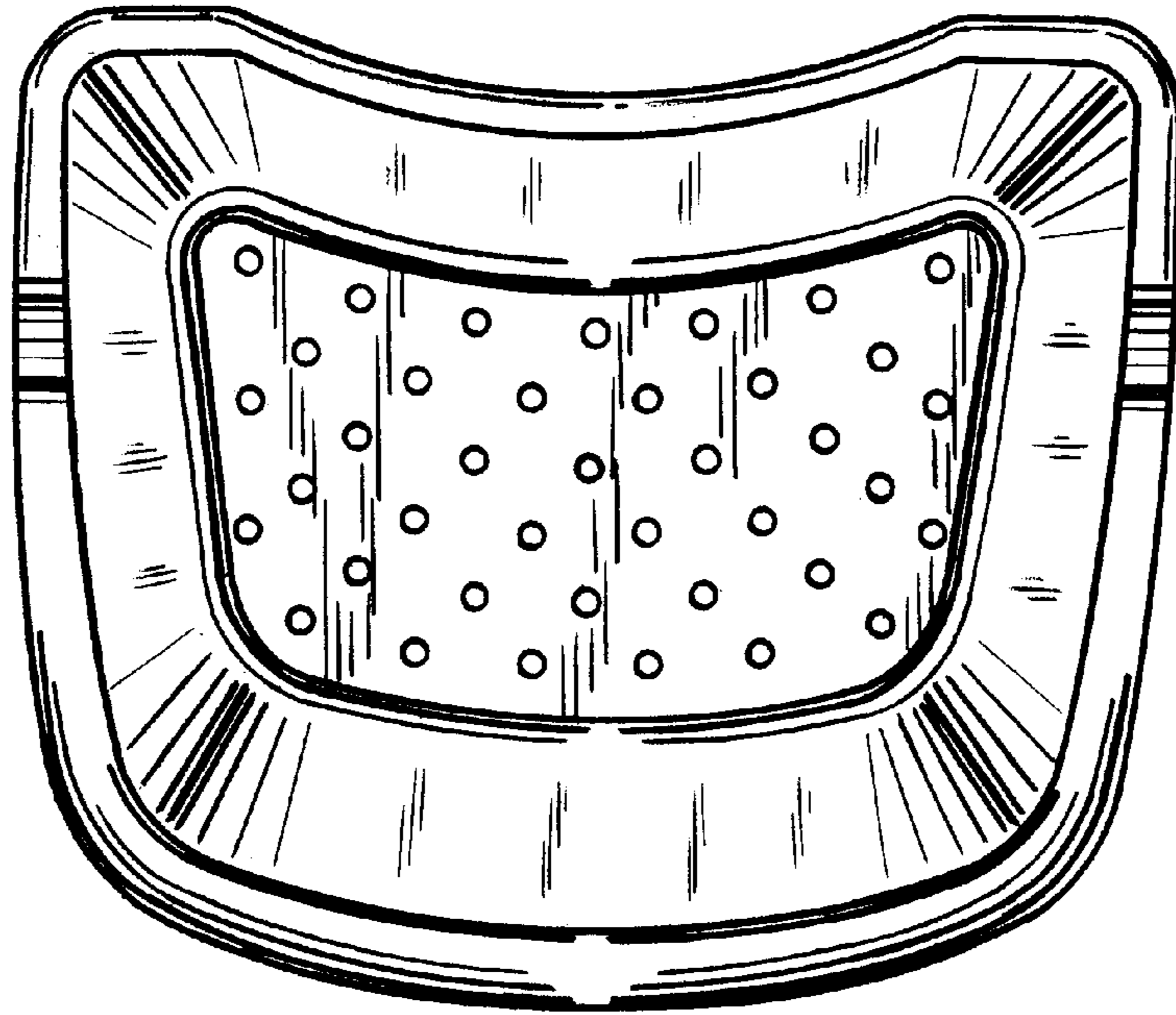





— FIG. 1



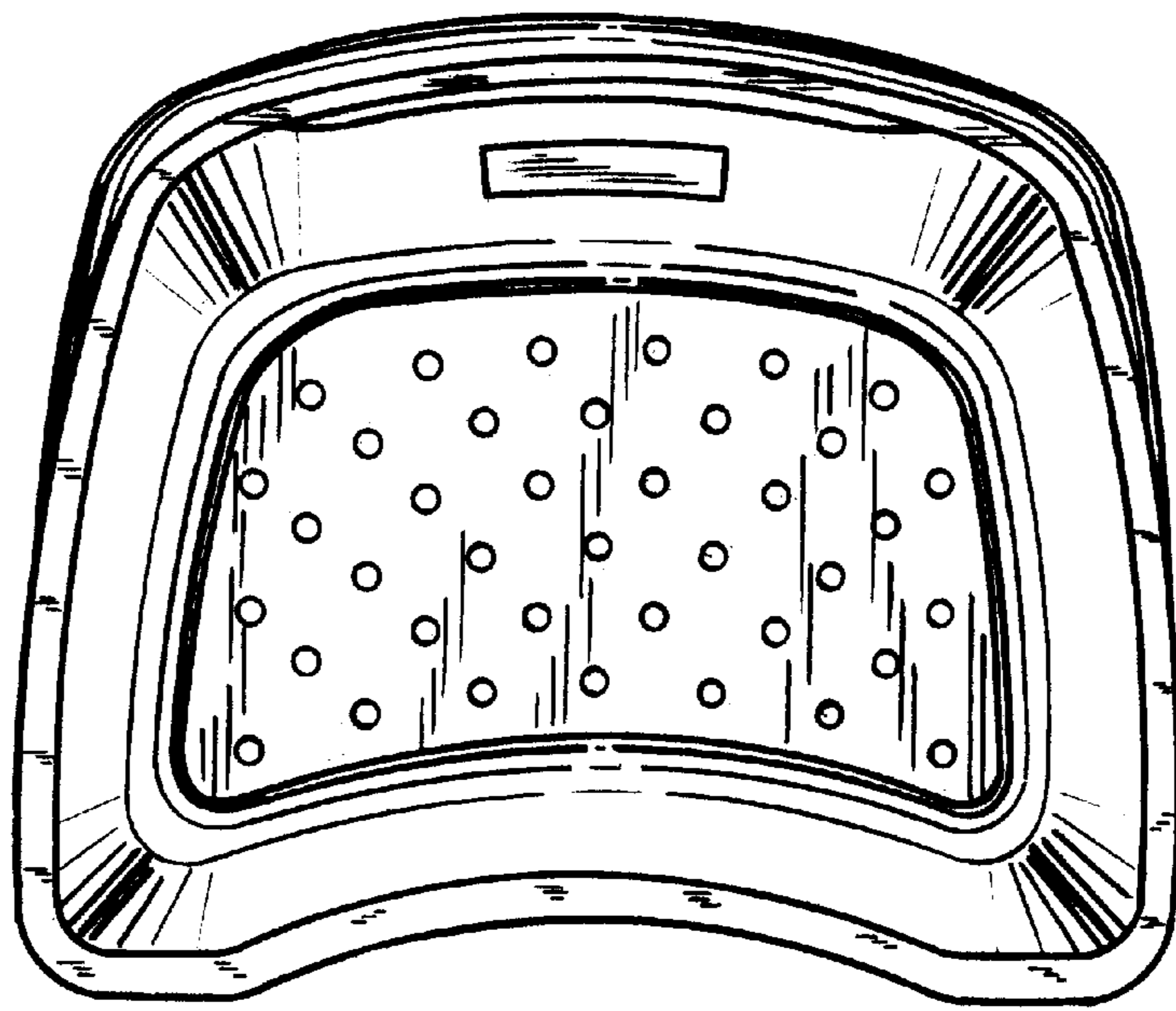
— FIG. 2



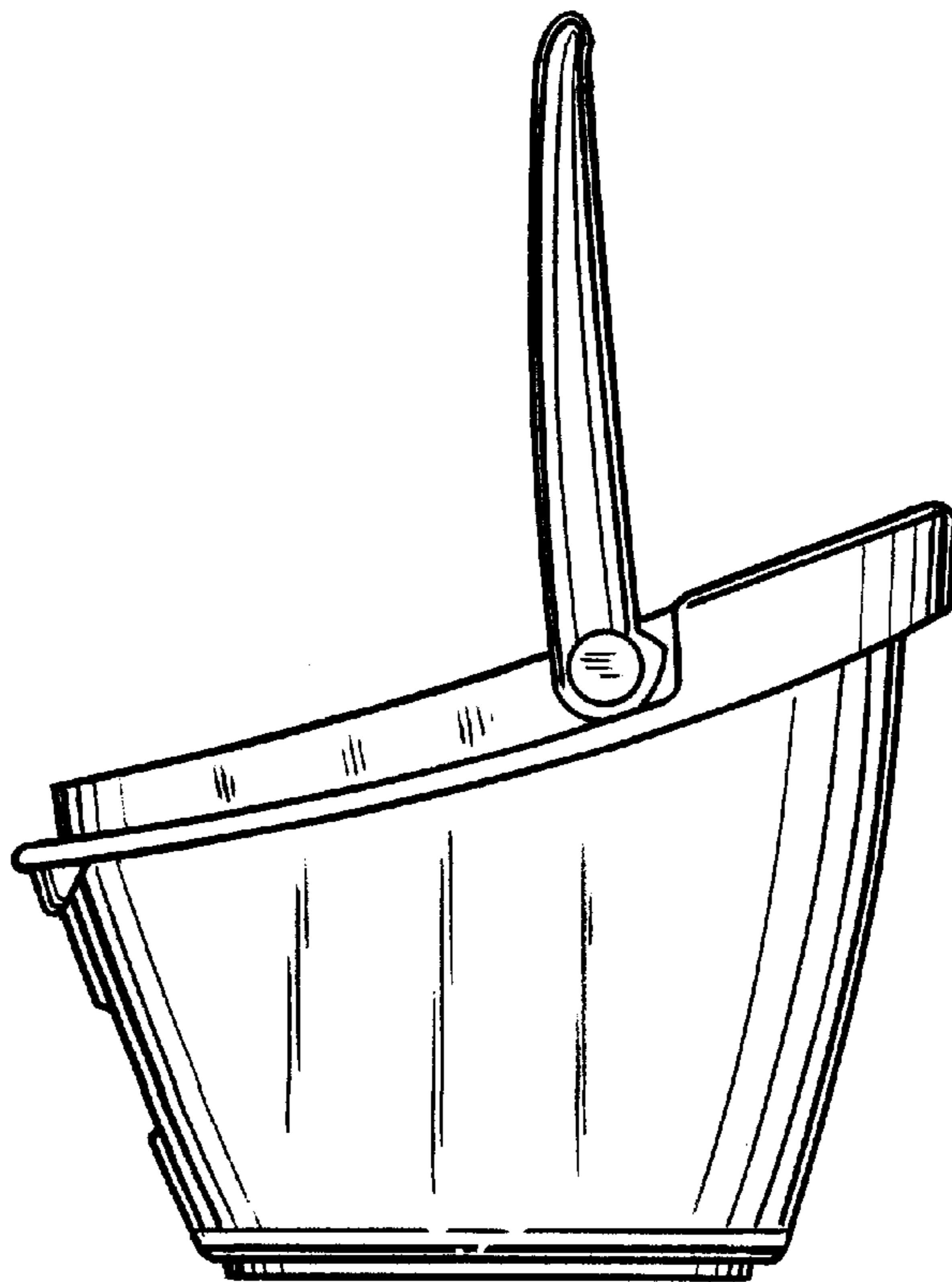
—FIG. 3



—FIG. 4



— FIG. 5



— FIG. 6