



US00D437993S

(12) **United States Design Patent**
Hatfield et al.

(10) **Patent No.: US D437,993 S**

(45) **Date of Patent: ** *Feb. 27, 2001**

(54) **ELEMENT FOR A SHOE UPPER**
(75) Inventors: **Tinker L. Hatfield**, Portland; **Wilson W. Smith, III**, Tualatin, both of OR (US)

523,578 7/1894 Johnson .
1,684,812 9/1928 Tweedie .
3,012,343 12/1961 Dinkel .
5,272,822 12/1993 Diaz .
5,694,703 12/1997 Diaz .
5,966,842 10/1999 Hart, Jr. .

(73) Assignee: **Nike, Inc.**, Beaverton, OR (US)

OTHER PUBLICATIONS

(*) Notice: This patent is subject to a terminal disclaimer.

Nike Late Spring 1996 Footwear Catalog, pp. 26, 89. Published Aug. 1995.

(**) Term: **14 Years**

Nike Spring 1998 Footwear Catalog, pp. 30, 51, 143. Published Jun. 1997.

(21) Appl. No.: **29/132,861**

Nike Late Spring 1998 Footwear Catalog, pp. 52, 214. Published Sep. 1997.

(22) Filed: **Nov. 20, 2000**

Nike Spring 1999 Footwear Catalog, pp. M36, M37. Published Jun. 1998.

(51) **LOC (7) Cl.** **02-99**

Nike Spring 2001 Footwear Catalog, pp. M26, W26. Published Jun. 2000.

(52) **U.S. Cl.** **D2/972**

(58) **Field of Search** D2/898, 902, 907, D2/943, 944, 969-973, 901, 909-911; 36/45, 50, 50.1, 77 M, 77 R, 83, 88, 89, 113, 114, 126-130, 2 R, 136

* cited by examiner

(56) **References Cited**

Primary Examiner—Dominic Simone

(74) *Attorney, Agent, or Firm*—Banner & Witcoff, Ltd.

U.S. PATENT DOCUMENTS

(57) **CLAIM**

- D. 62,925 8/1923 Thomas .
- 324,365 8/1885 Cowan .
- D. 341,020 11/1993 Juuso .
- D. 380,080 6/1997 Avar .
- D. 380,082 6/1997 Hatfield .
- D. 383,294 9/1997 Lozano .
- D. 384,800 10/1997 Rask .
- D. 385,102 10/1997 Avar .
- D. 393,361 4/1998 Rask .
- D. 395,745 7/1998 Rask .
- D. 397,860 9/1998 Avar .
- D. 407,206 3/1999 Avar .
- D. 407,547 4/1999 Fogg .
- D. 408,981 5/1999 Smith .
- D. 412,054 7/1999 Gray et al. .
- D. 413,194 8/1999 Cooper .
- D. 429,064 8/2000 Lozano .
- D. 431,715 * 10/2000 Hatfield et al. D2/972
- D. 431,716 * 10/2000 Hatfield et al. D2/972
- 493,813 3/1893 Bertram .

The ornamental design for an element for a shoe upper, as shown and described.

DESCRIPTION

FIG. 1 is a perspective view of an element for a shoe upper showing our new design;

FIG. 2 is a side elevational view thereof;

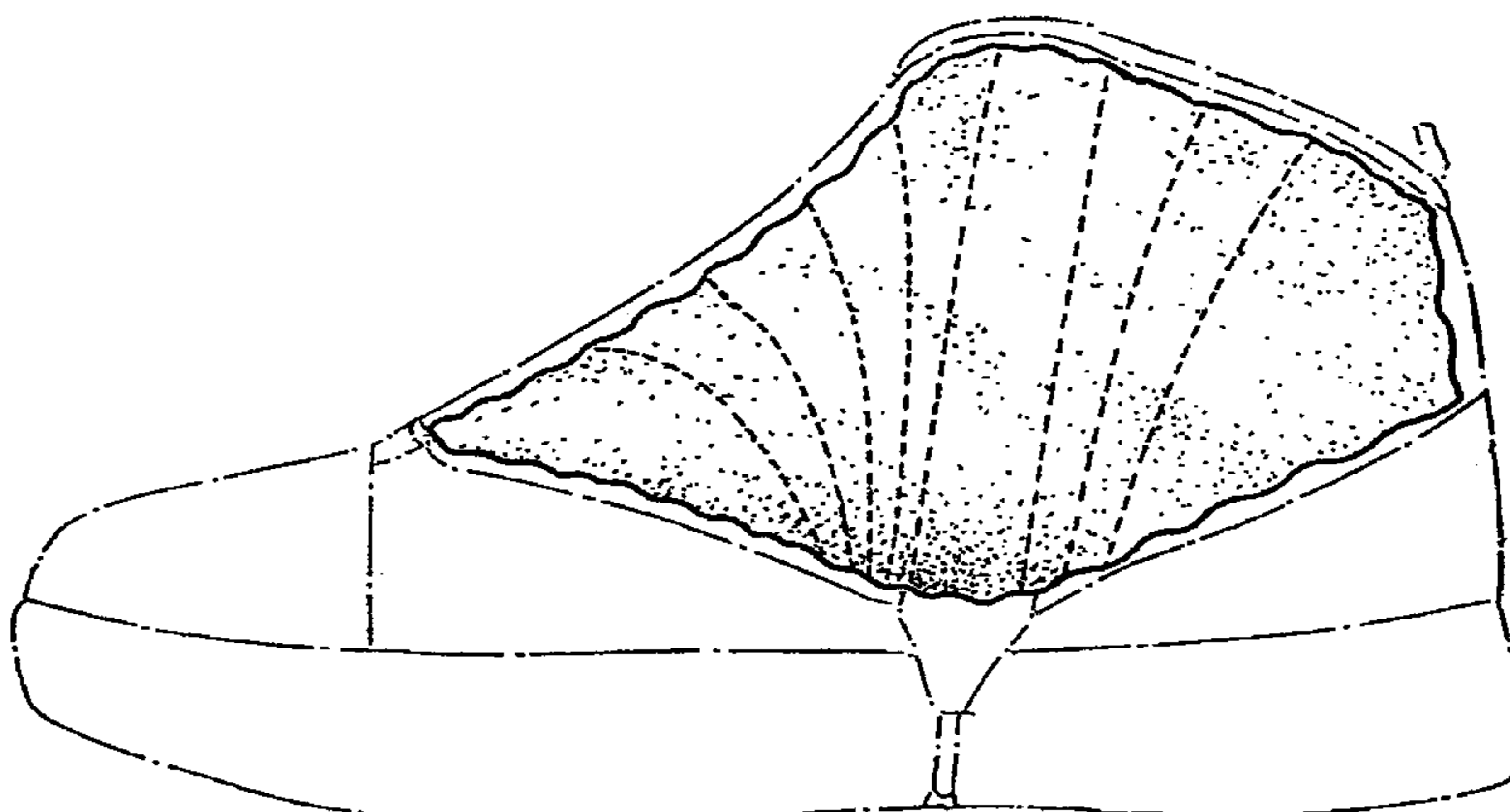
FIG. 3 is a front elevational view thereof;

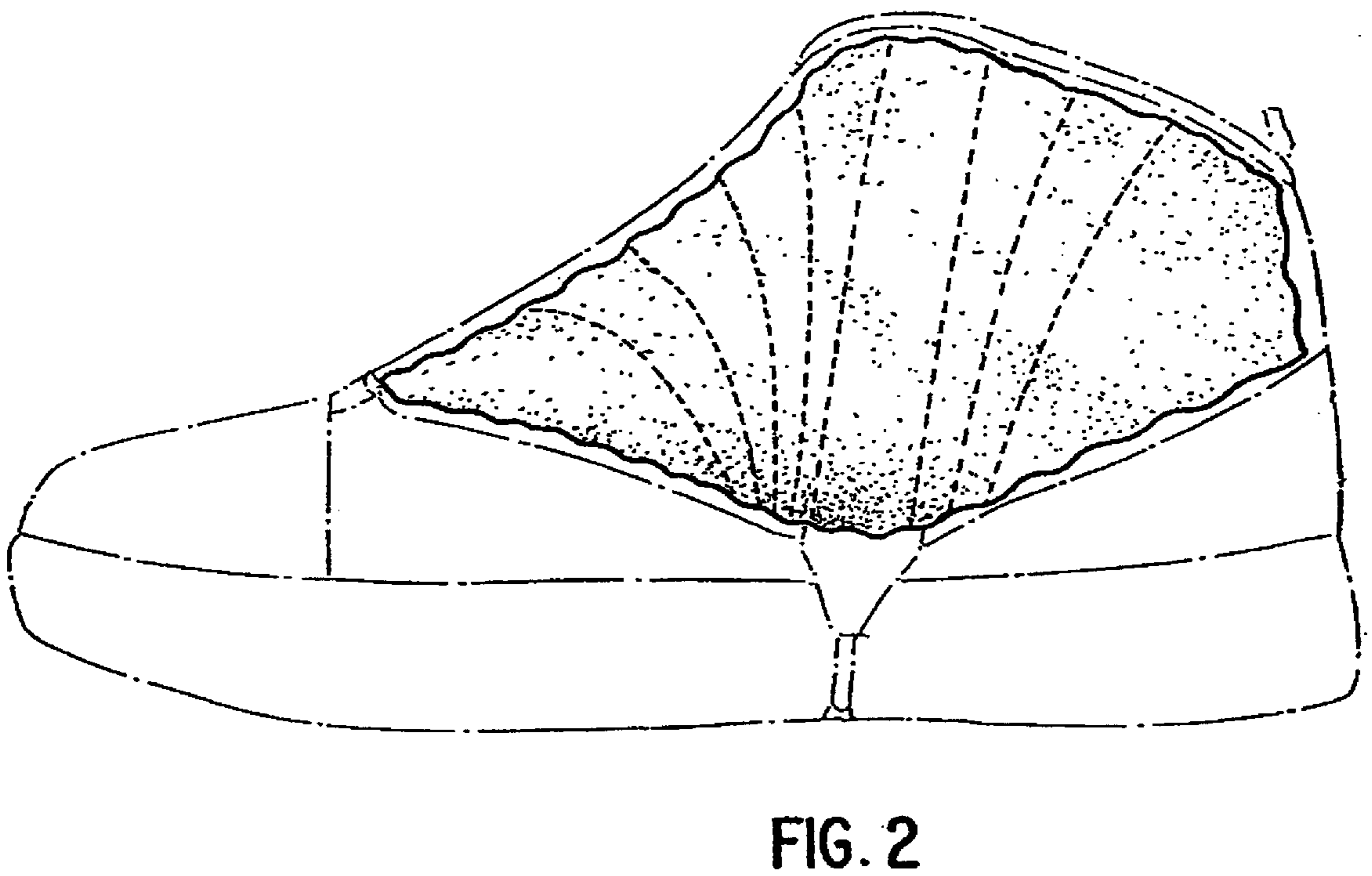
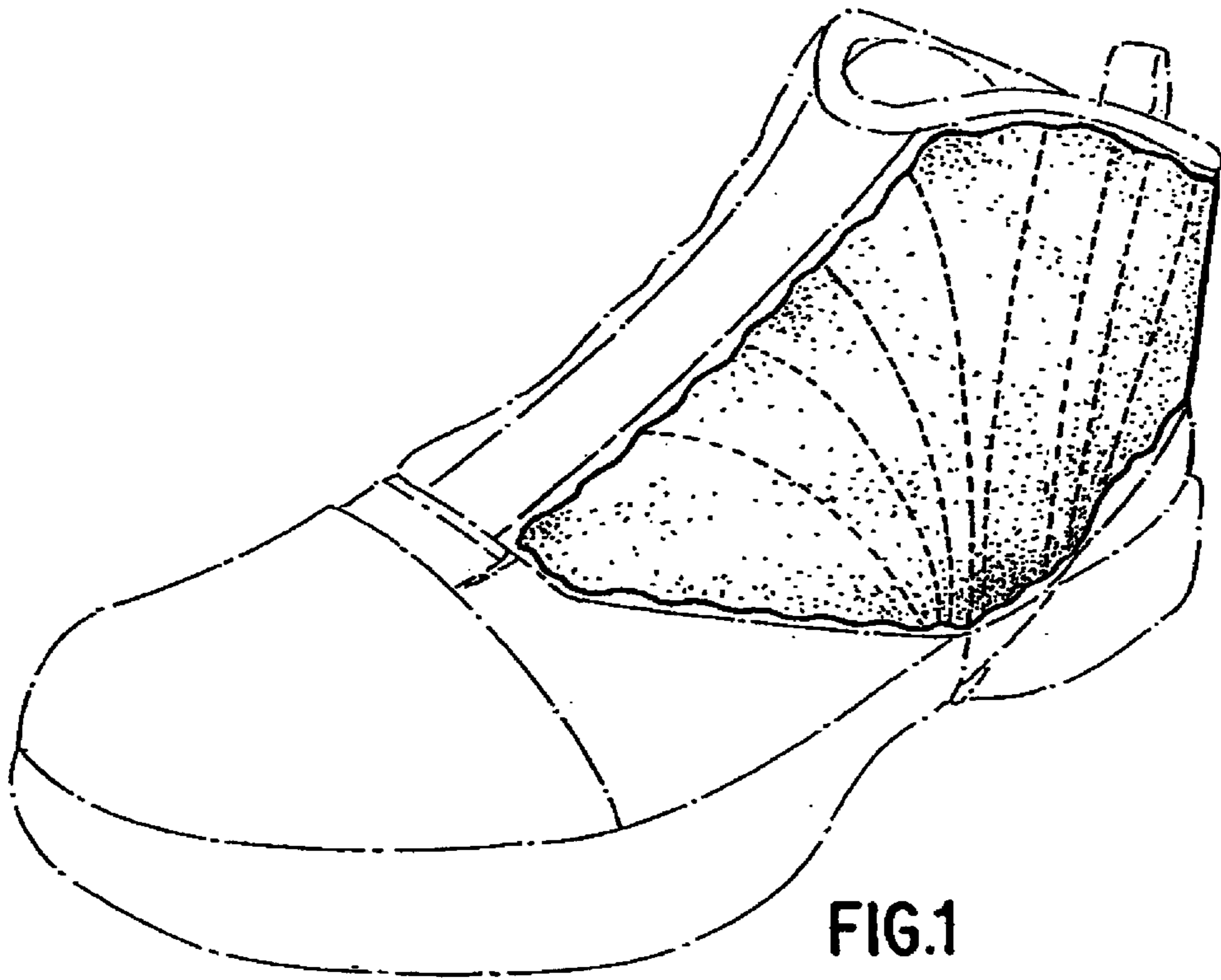
FIG. 4 is a rear elevational view thereof; and,

FIG. 5 is a top plan view thereof.

The uneven broken line showing of the remainder of the shoe is for illustrative purposes only and forms no part of the claimed design.

1 Claim, 2 Drawing Sheets





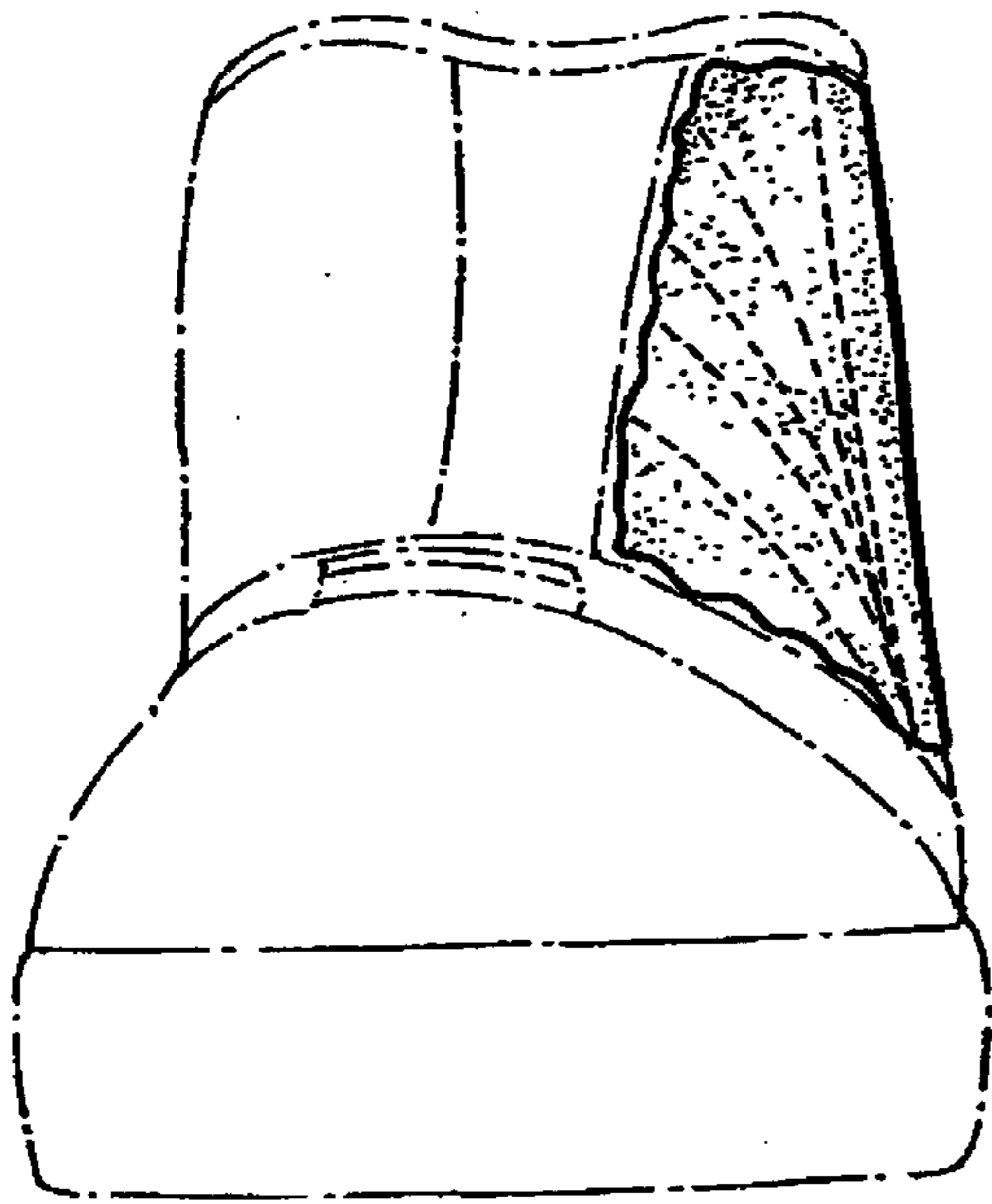


FIG. 3

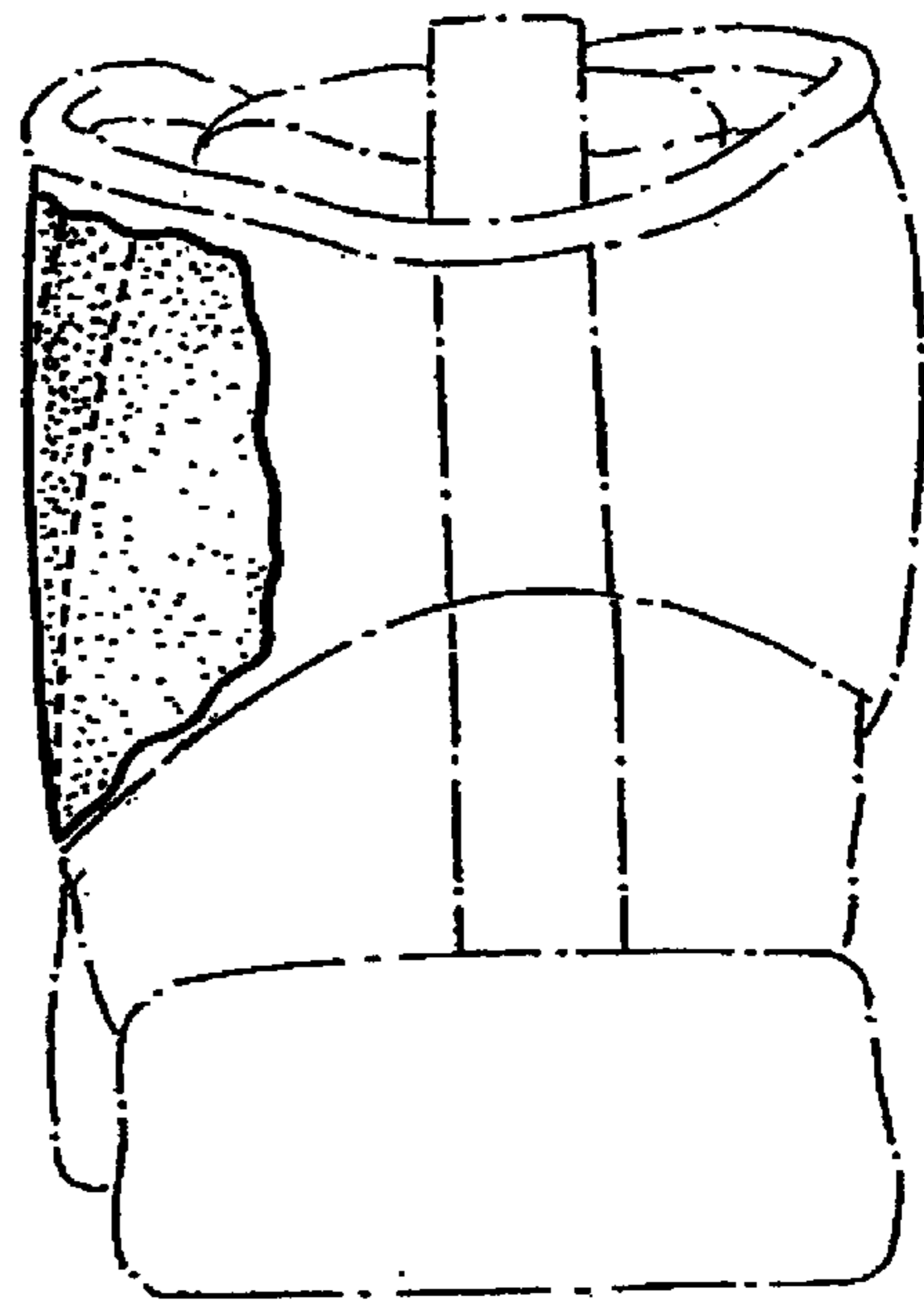


FIG. 4

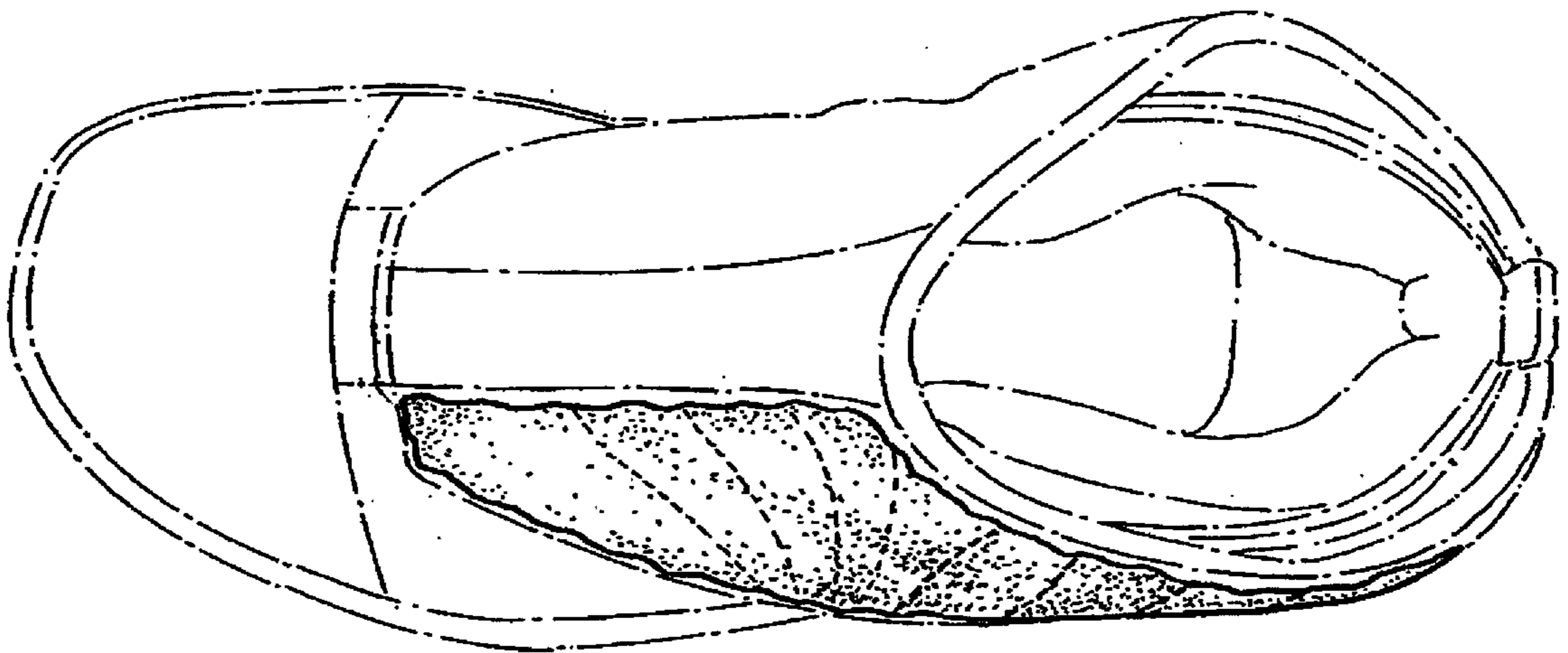


FIG. 5