



US00D437990S

(12) **United States Design Patent**
Hooper

(10) **Patent No.:** **US D437,990 S**

(45) **Date of Patent:** **** Feb. 27, 2001**

- (54) **FOOT BED FOR A SANDAL**
- (75) Inventor: **Terrence Hooper**, Newtown, PA (US)
- (73) Assignee: **E. S. Originals, Inc.**, New York, NY (US)
- (**) Term: **14 Years**
- (21) Appl. No.: **29/095,625**
- (22) Filed: **Oct. 27, 1998**
- (51) **LOC (7) Cl.** **02-04**
- (52) **U.S. Cl.** **D2/961**
- (58) **Field of Search** D2/916-920, 947, D2/922-924, 926, 927, 969, 951, 953, 954, 960, 961; 36/73, 32 R, 8.1-8.3, 9 A, 43, 32 A, 11, 11.5, 9 R, 10, 25 R, 26, 7.5, 3 B

1,479,798	*	1/1924	Ferguson	36/32 R
1,850,977	*	3/1932	Musebeck	36/43
2,311,630	*	2/1943	Ayers	36/25 R
3,664,040	*	5/1972	Quimet	36/25 R
5,339,543	*	8/1994	Lin	36/11.5

* cited by examiner

Primary Examiner—Louis S. Zarfes

Assistant Examiner—Greg Andoll

(74) *Attorney, Agent, or Firm*—Kirschstein, et al.

(57) **CLAIM**

The ornamental design for a foot bed for a sandal, as shown and described.

DESCRIPTION

FIG. 1 is a perspective view of a foot bed for a sandal according to my invention, the dashed lines being shown for environmental purposes only and forms no part of the claimed design;

FIG. 2 is a front elevational view thereof;

FIG. 3 is a top plan view thereof;

FIG. 4 is a left side elevational view thereof;

FIG. 5 is a rear elevational view thereof; and,

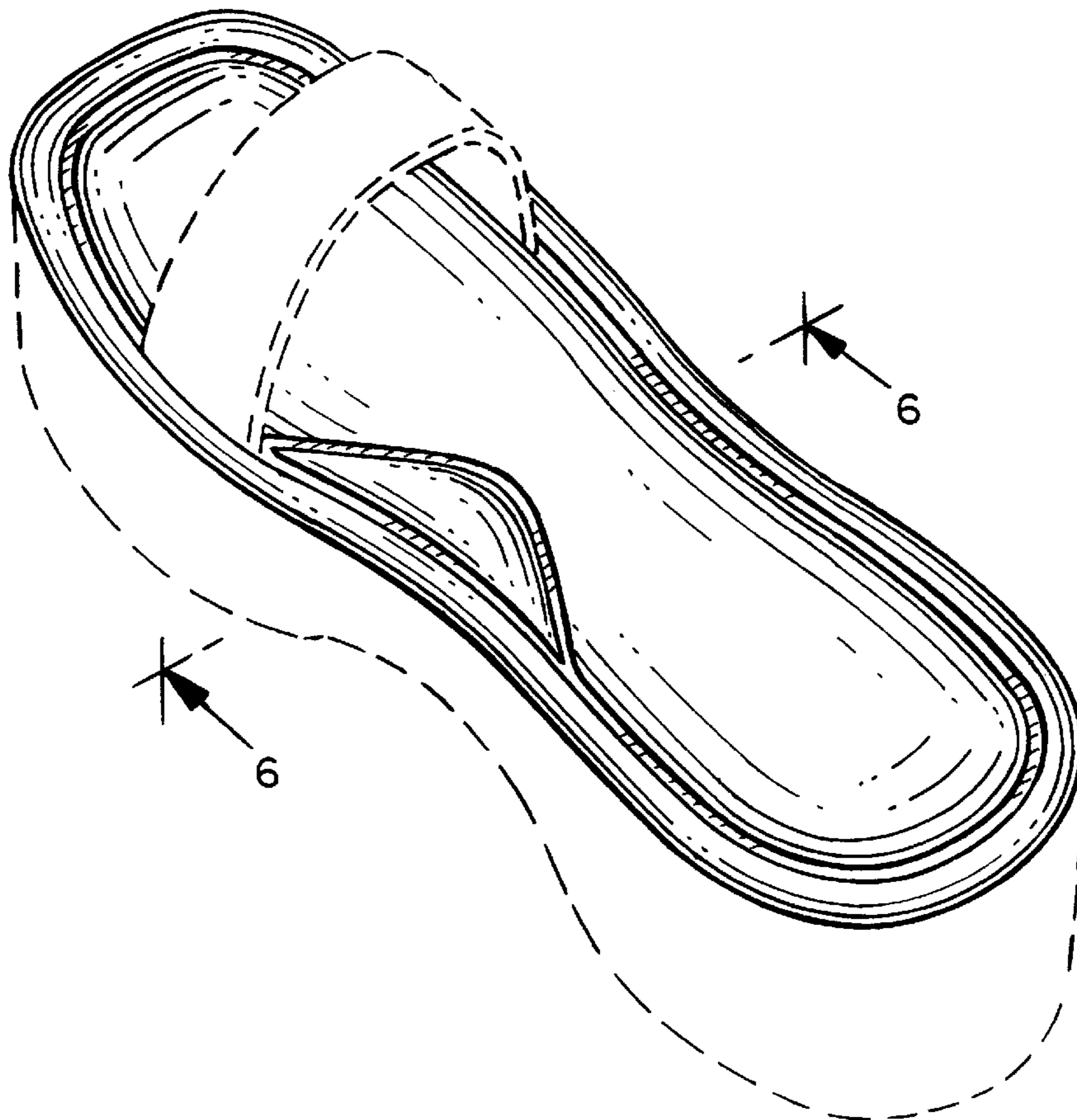
FIG. 6 is a sectional view taken on line 6-6 of FIG. 1.

(56) **References Cited**

U.S. PATENT DOCUMENTS

D. 136,065	*	7/1943	Herron	D2/960
D. 261,570	*	11/1981	Gordon et al.	D2/961
D. 374,338	*	10/1996	Chuang	D2/961
1,115,922	*	11/1914	Furber	36/25 R

1 Claim, 2 Drawing Sheets



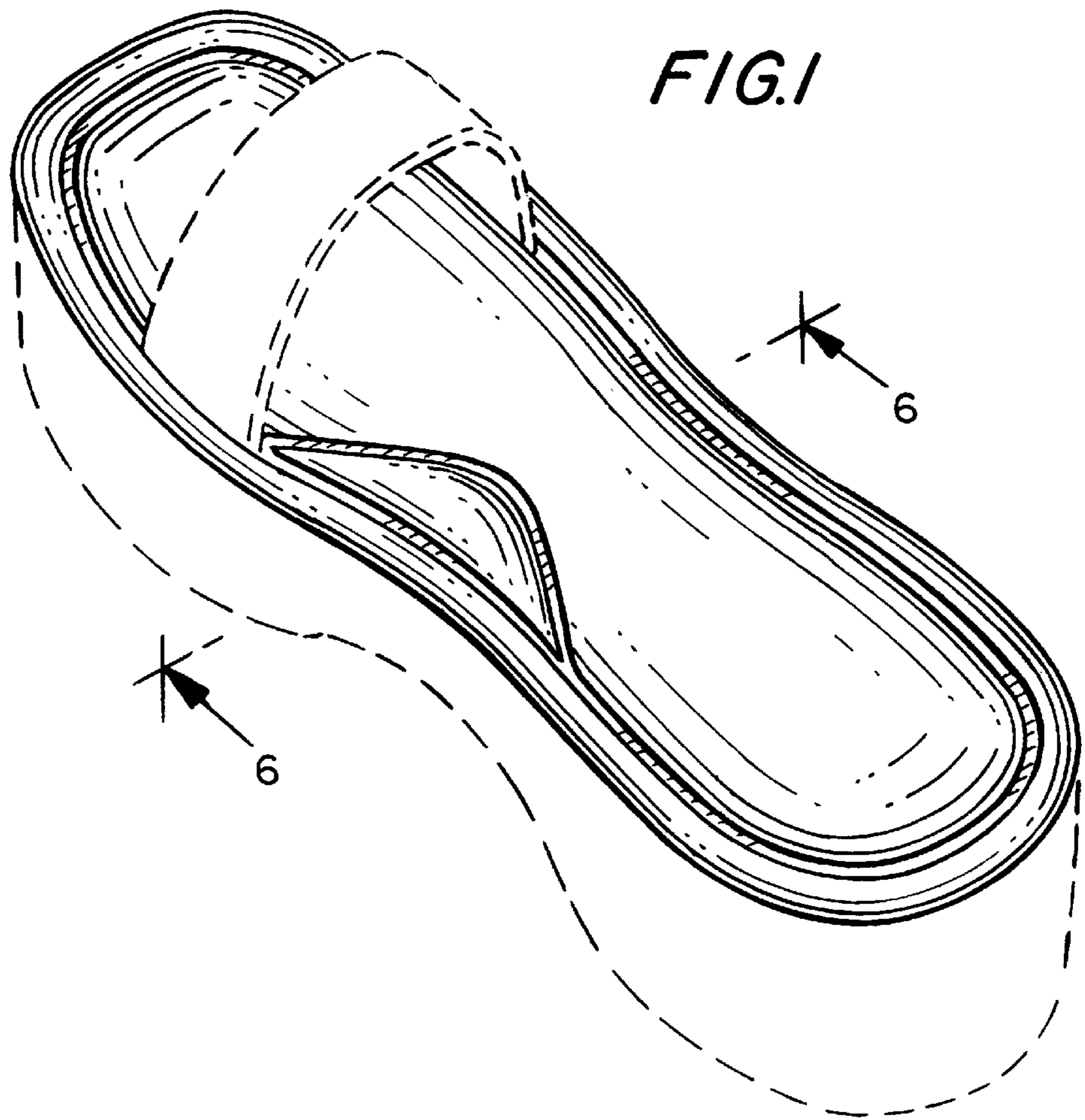


FIG. 2

FIG. 3



FIG. 4

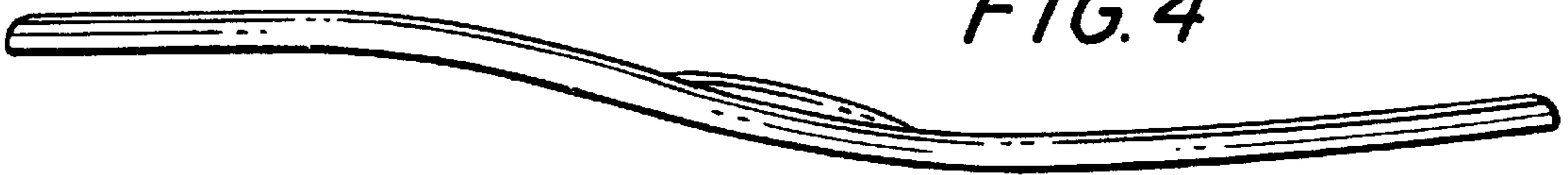


FIG. 5




FIG. 6

