



US00D437987S

(12) **United States Design Patent**  
**Dietzen**

(10) **Patent No.:** **US D437,987 S**

(45) **Date of Patent:** **\*\* Feb. 27, 2001**

(54) **GRATER HAT**

(76) **Inventor:** **Greg L. Dietzen**, 85 Manitowoc St.,  
Menasha, WI (US) 54952

(\*\*) **Term:** **14 Years**

(21) **Appl. No.:** **29/119,624**

(22) **Filed:** **Mar. 6, 2000**

(51) **LOC (7) Cl.** ..... **02-03**

(52) **U.S. Cl.** ..... **D2/869**

(58) **Field of Search** ..... D2/865, 868, 869,  
D2/877, 878, 889; 2/177, 181, 195.1, 200.1,  
200.2, 200.3; D7/678, 693

(56) **References Cited**

**U.S. PATENT DOCUMENTS**

D. 227,534	*	7/1973	Hutzler	.....	D7/678
D. 315,077	*	3/1991	Campbell	.....	D7/678
D. 373,239	*	9/1996	McClellan	.....	D2/869
D. 393,535	*	4/1998	Farbor	.....	D2/869
D. 398,437	*	9/1998	Sisolak	.....	D2/869
D. 399,038	*	10/1998	Sisolak	.....	D2/889

D. 399,990	*	10/1998	Parson et al.	.....	D2/869
D. 415,336	*	10/1999	Feix	.....	D2/869
5,457,821	*	10/1995	Kiefer	.....	2/195.1
5,708,983	*	1/1998	Cross et al.	.....	2/171

\* cited by examiner

*Primary Examiner*—Paula A. Mortimer

(74) *Attorney, Agent, or Firm*—Donald Cayen

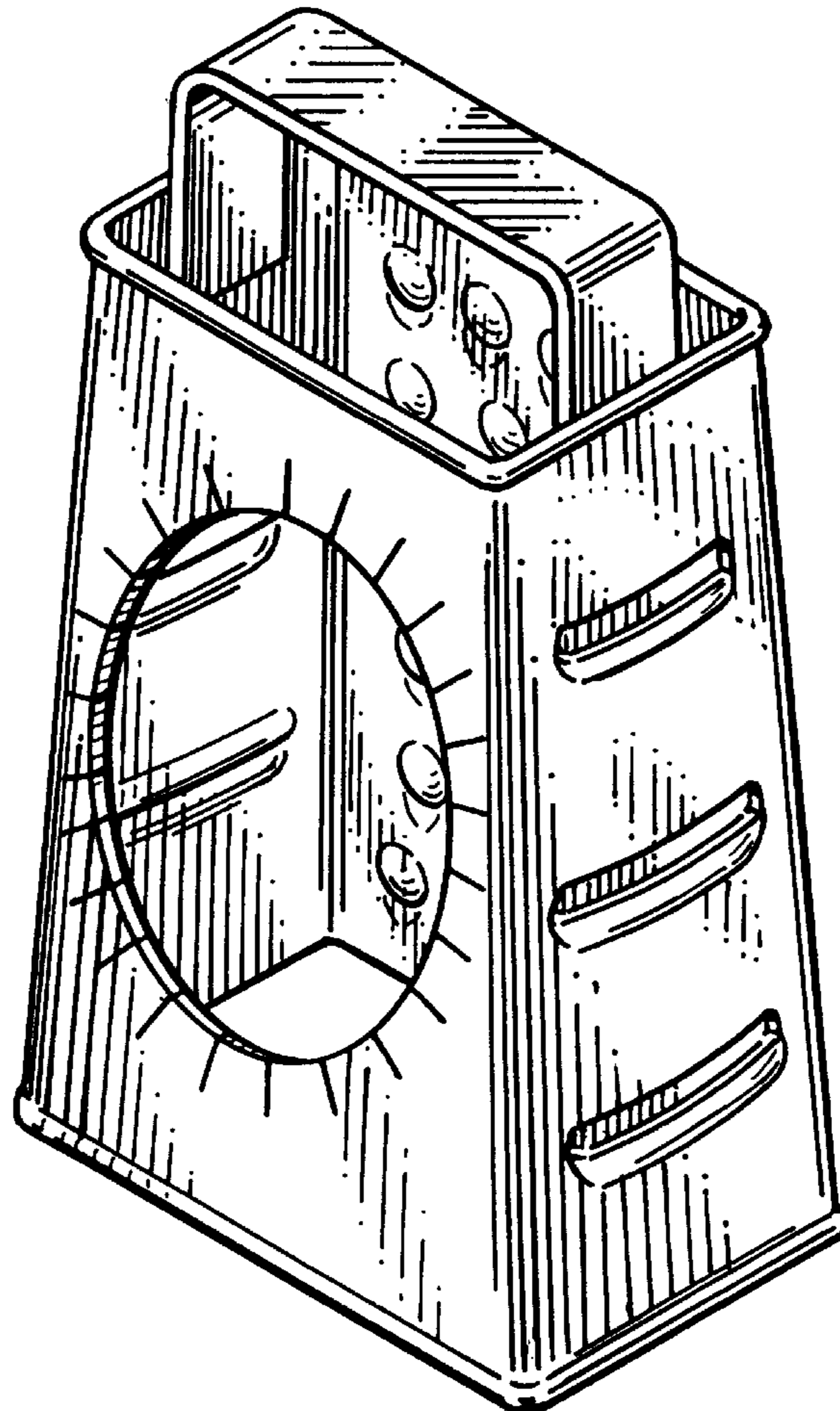
(57) **CLAIM**


The ornamental design for a grater hat, as shown and described.

**DESCRIPTION**


FIG. 1 is a front perspective view of a grater hat showing my new design;  
 FIG. 2 is a back perspective view of the grater hat;  
 FIG. 3 is a front view thereof;  
 FIG. 4 is a left side view thereof;  
 FIG. 5 is a right side view thereof;  
 FIG. 6 is a back view thereof;  
 FIG. 7 is a top view thereof; and,  
 FIG. 8 is a bottom view thereof.

**1 Claim, 3 Drawing Sheets**


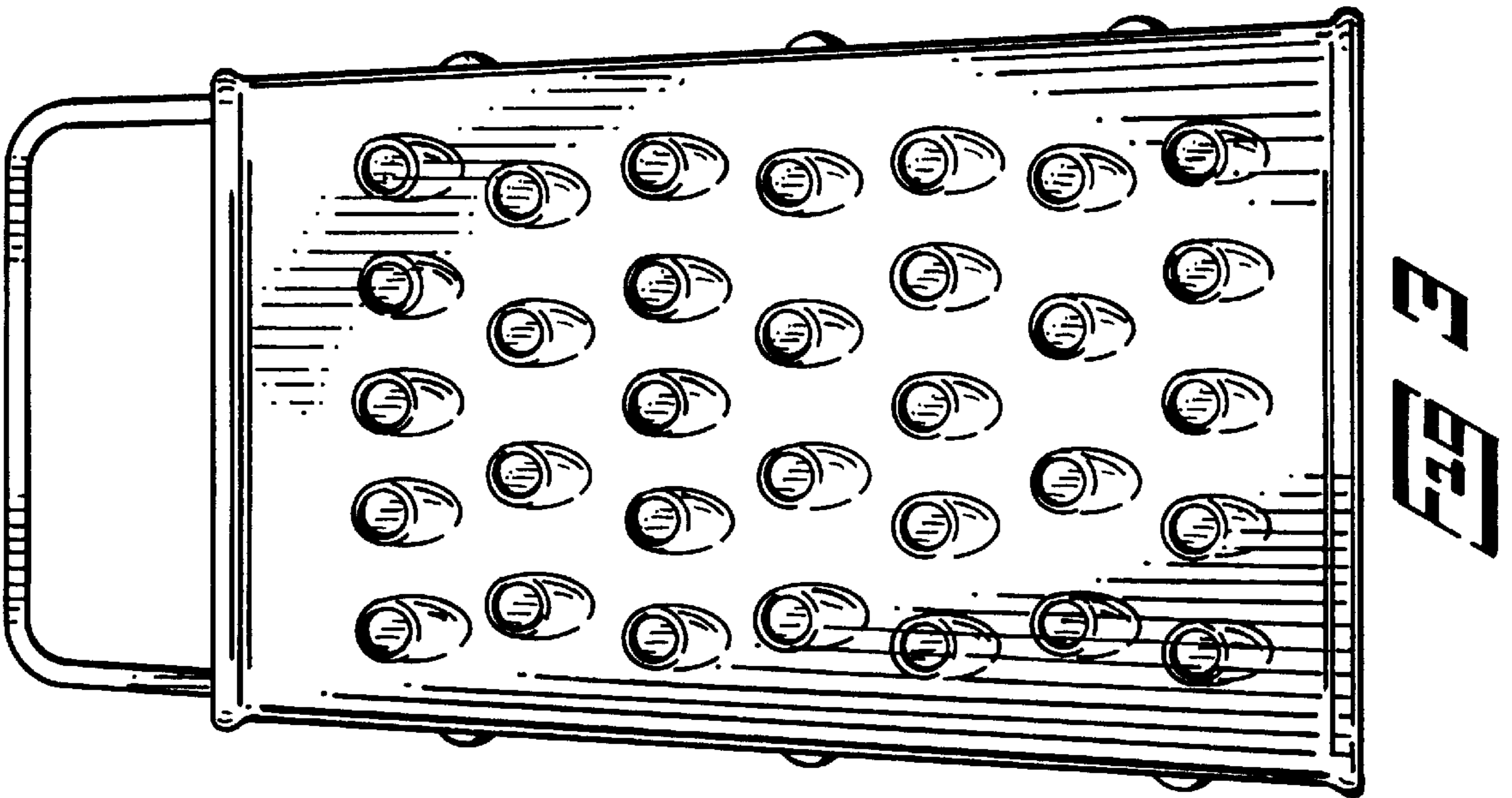





2  
33



7  
33



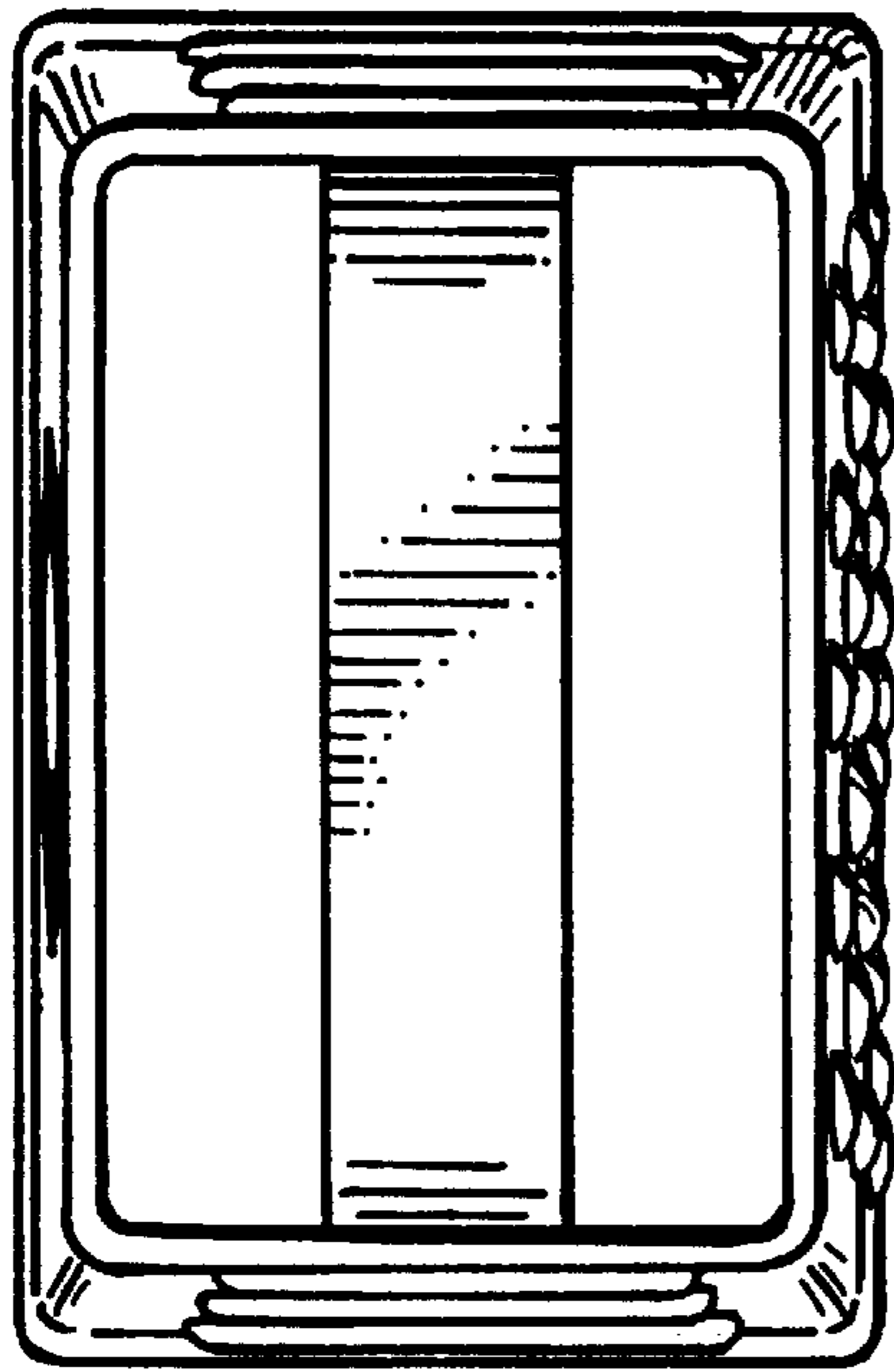


FIG. 7

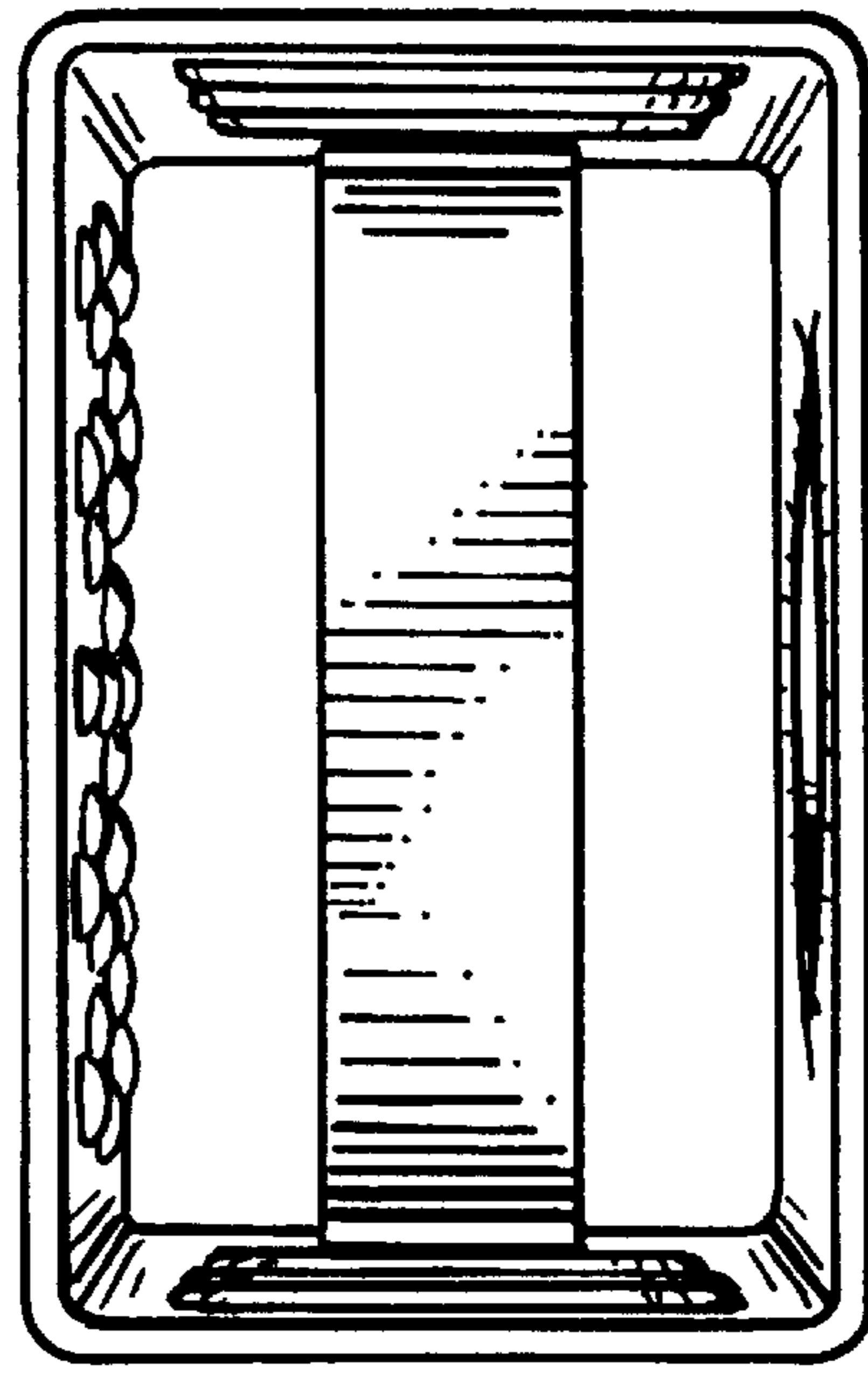


FIG. 8

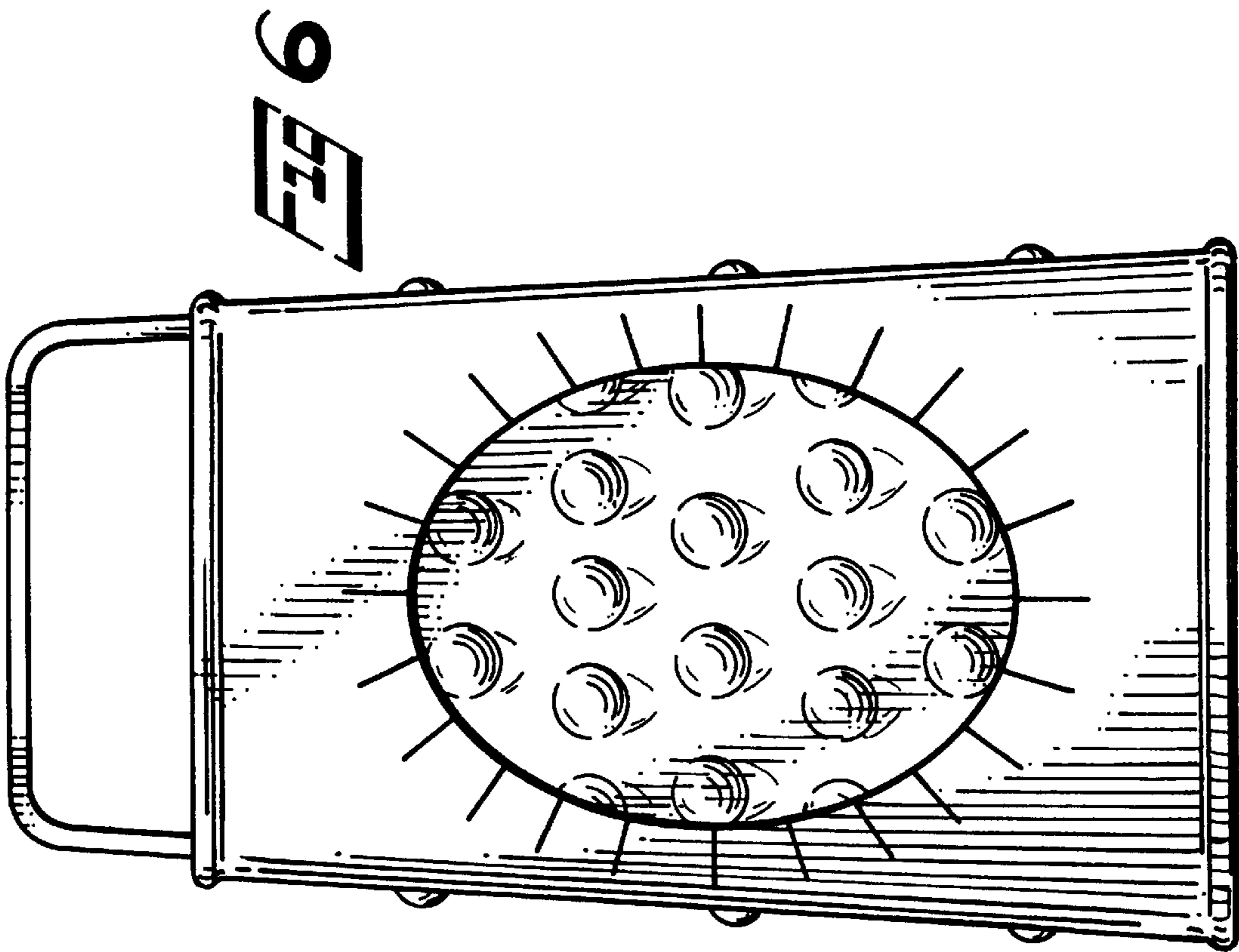


FIG. 6