



US00D437983S

(12) **United States Design Patent**
Stratford

(10) **Patent No.:** **US D437,983 S**

(45) **Date of Patent:** **** Feb. 20, 2001**

(54) **HAND HELD VACUUM CLEANER**

(75) Inventor: **Mark Stratford, Darlington (GB)**

(73) Assignee: **Black & Decker, Newark, DE (US)**

(**) Term: **14 Years**

(21) Appl. No.: **29/109,178**

(22) Filed: **Aug. 11, 1999**

(30) **Foreign Application Priority Data**

Feb. 12, 1999 (GB) 2081165

(51) **LOC (7) Cl.** **15-05**

(52) **U.S. Cl.** **D32/18**

(58) **Field of Search** D32/17, 18; 15/344,
15/329, 347

(56) **References Cited**

U.S. PATENT DOCUMENTS

- D. 275,427 * 9/1984 Kishi et al. D32/18
- D. 283,064 3/1986 Thomas et al. .
- D. 287,893 1/1987 Fujii et al. .
- D. 289,576 4/1987 Okada et al. .
- D. 301,645 6/1989 Nishikawa .
- D. 301,646 6/1989 Yamamoto et al. .
- D. 302,057 7/1989 Fujii et al. .
- D. 305,167 12/1989 Case et al. .
- D. 306,505 3/1990 Bradd .
- D. 313,831 1/1991 Gildersleeve .
- D. 314,846 2/1991 Deblois .
- D. 320,099 * 9/1991 Case et al. D32/18
- D. 325,271 4/1992 Osit .
- D. 326,169 5/1992 Stitzer et al. .
- D. 352,141 11/1994 Correa et al. .
- D. 352,807 11/1994 Sanderud .
- D. 356,191 * 3/1995 Phelan D32/18
- D. 357,772 4/1995 Yuen .
- D. 379,690 6/1997 Howell et al. .
- D. 381,476 * 7/1997 Hoffman D32/18
- D. 387,516 * 12/1997 Murray et al. D32/18

- D. 398,425 * 9/1998 Hudson D32/18
- D. 401,021 * 11/1998 Stephens et al. D32/18
- D. 404,857 1/1999 Ng .
- D. 421,671 * 3/2000 Thomas et al. D32/18

FOREIGN PATENT DOCUMENTS

- M8804320 6/1989 (DE) .
- M8904894 2/1990 (DE) .
- M9209313 7/1993 (DE) .
- M9300664 7/1993 (DE) .
- M9504565 2/1996 (DE) .
- M9603734 12/1996 (DE) .
- DM/007 642 10/1986 (XH) .
- DM/018 710 1/1991 (XH) .
- DM/039 655 5/1996 (XH) .

* cited by examiner

Primary Examiner—Ruth McInroy

(74) *Attorney, Agent, or Firm*—Ajay Gambhir

(57) **CLAIM**

The ornamental design for a hand held vacuum cleaner, as shown and described.

DESCRIPTION

FIG. 1 is a perspective view of a hand held vacuum cleaner taken from below, front and one side showing my new design;

FIG. 2 is a side elevational view thereof, taken from the side illustrated in FIG. 1;

FIG. 3 is a side elevational view thereof, taken from the side opposite that illustrated in FIG. 1;

FIG. 4 is a bottom plan view thereof;

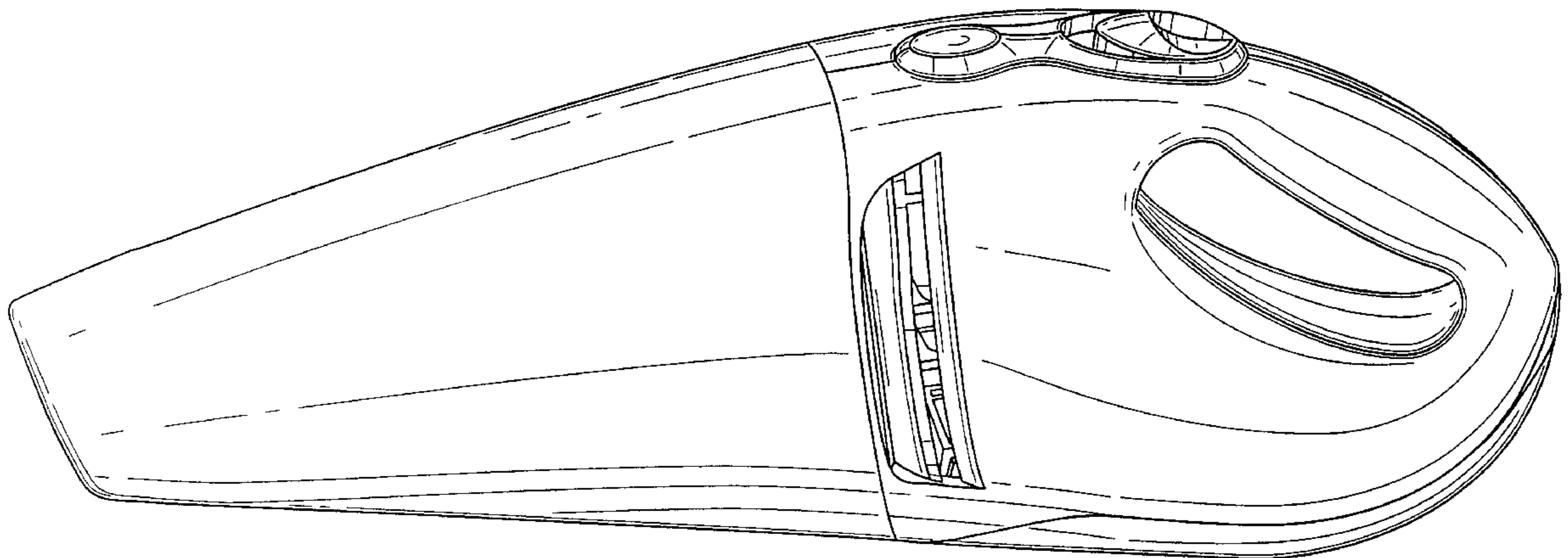
FIG. 5 is a top plan view thereof;

FIG. 6 is front elevational view thereof;

FIG. 7 is a rear elevational view thereof; and,

FIG. 8 is a perspective view of the hand held vacuum cleaner shown in FIG. 1, taken from above and opposite the side illustrated in FIG. 1.

1 Claim, 7 Drawing Sheets



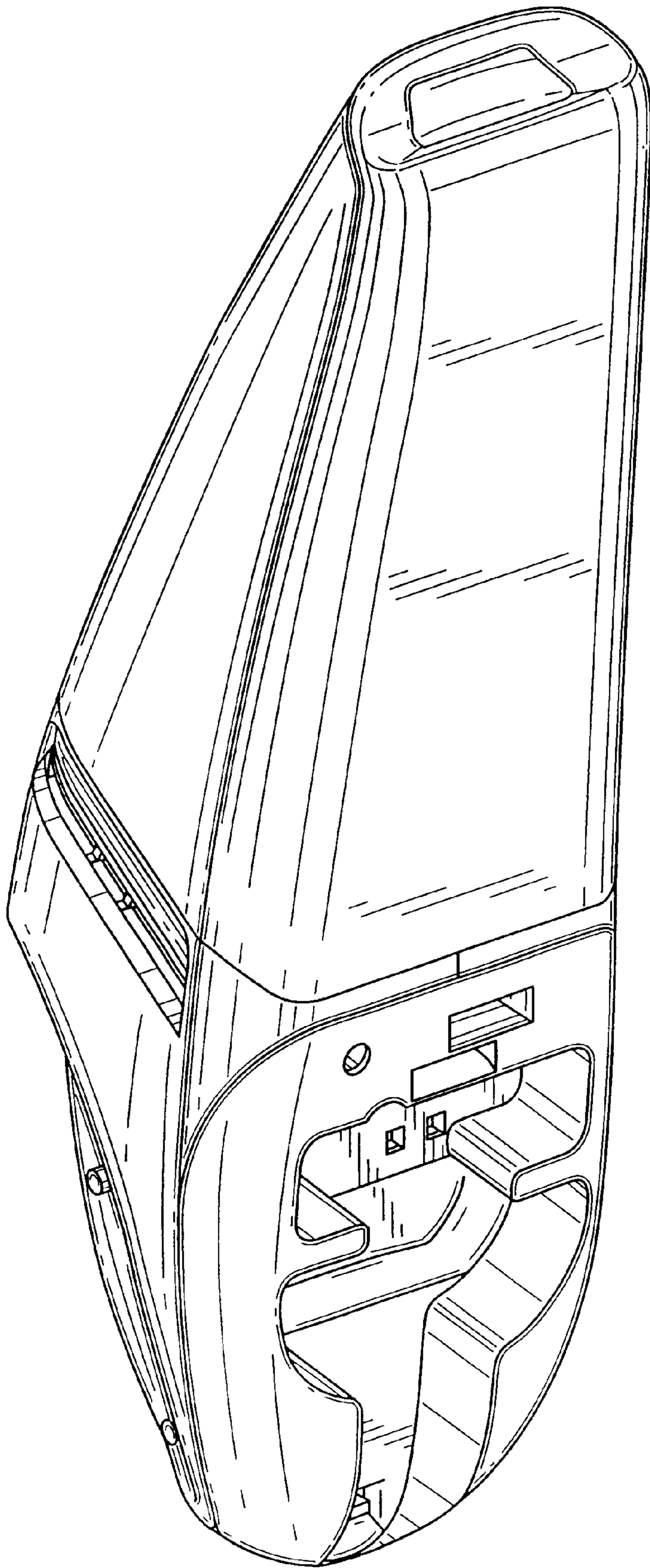


FIG. 1

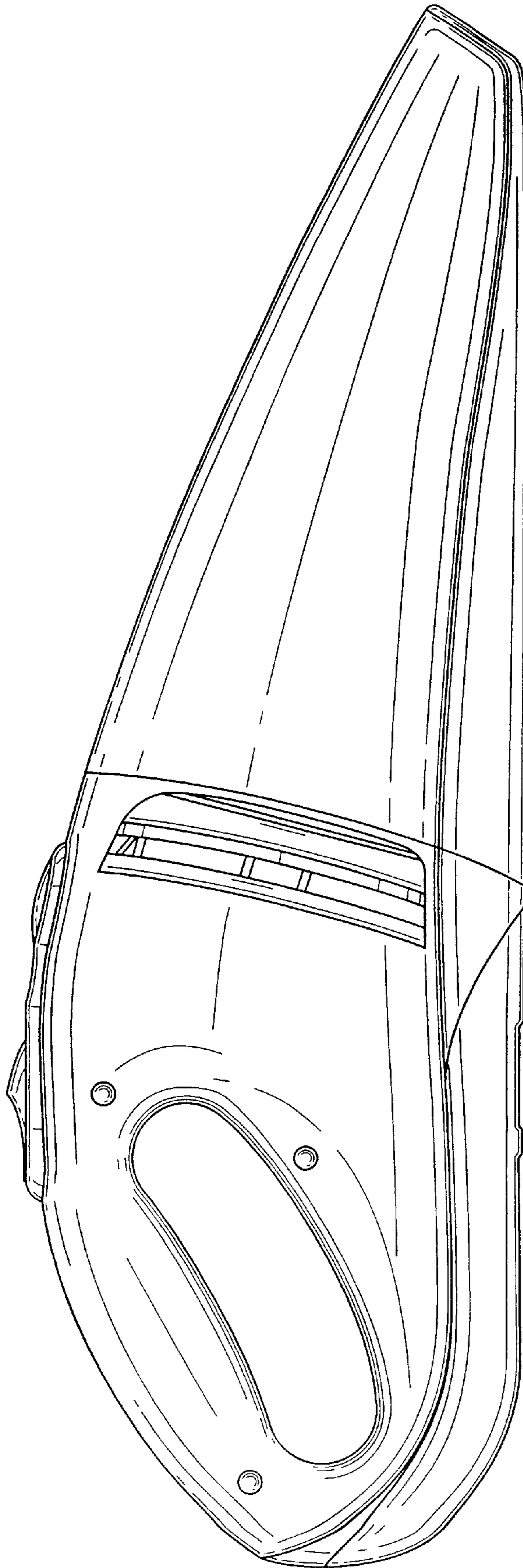


FIG. 2

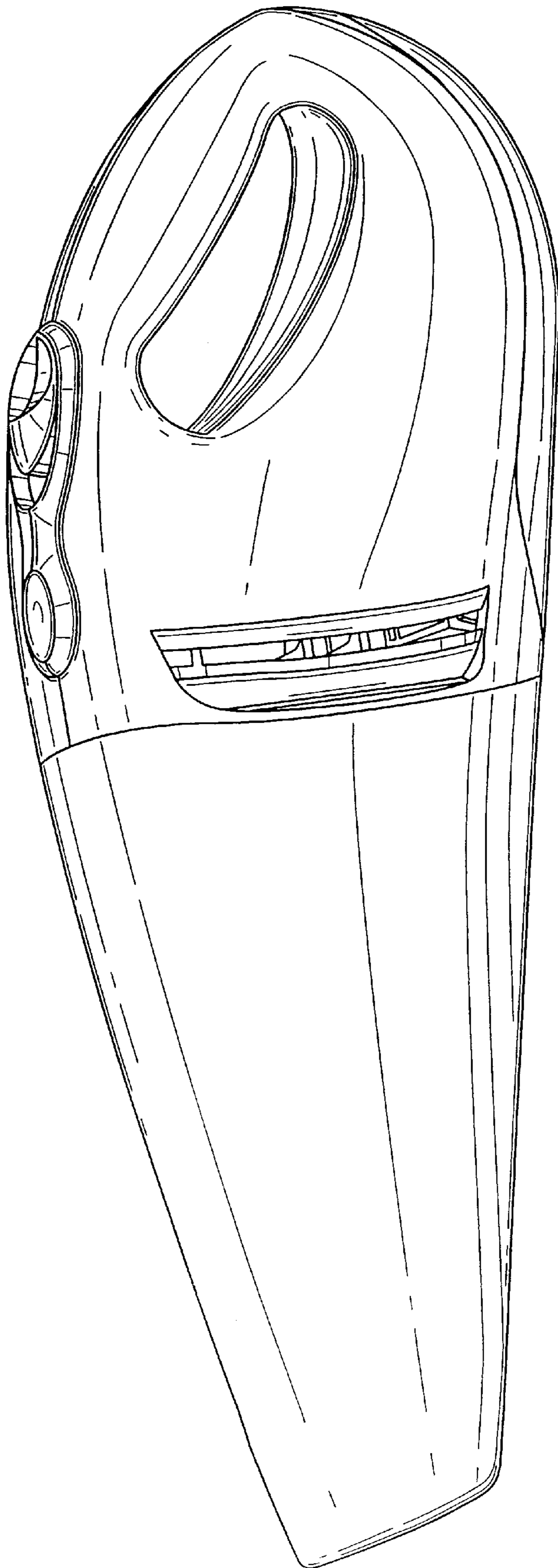


FIG. 3

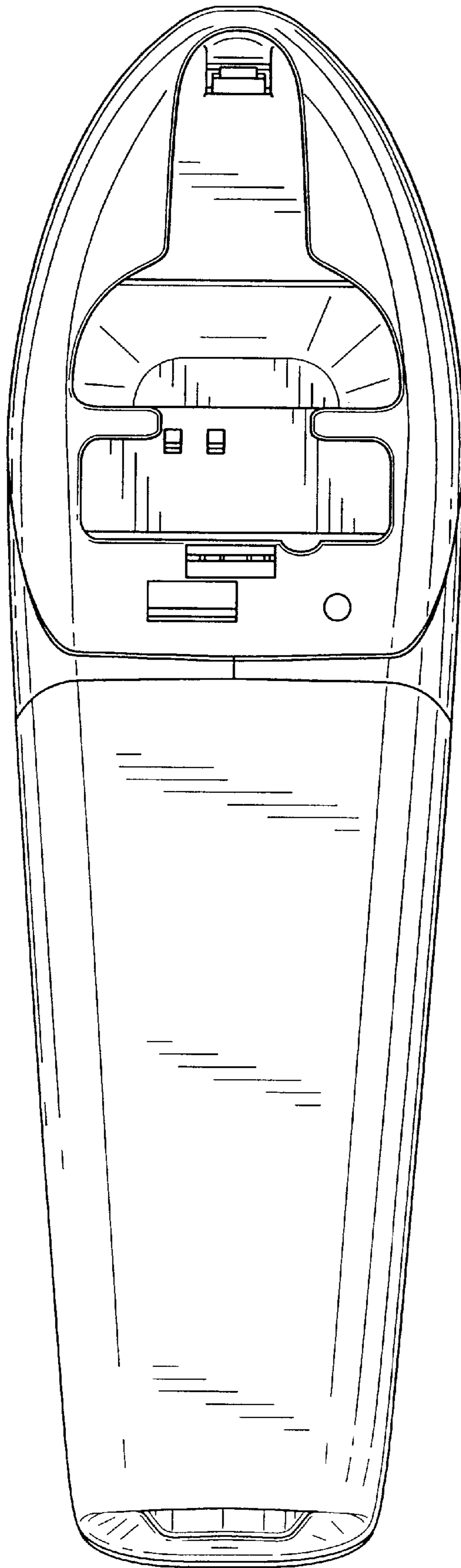


FIG. 4

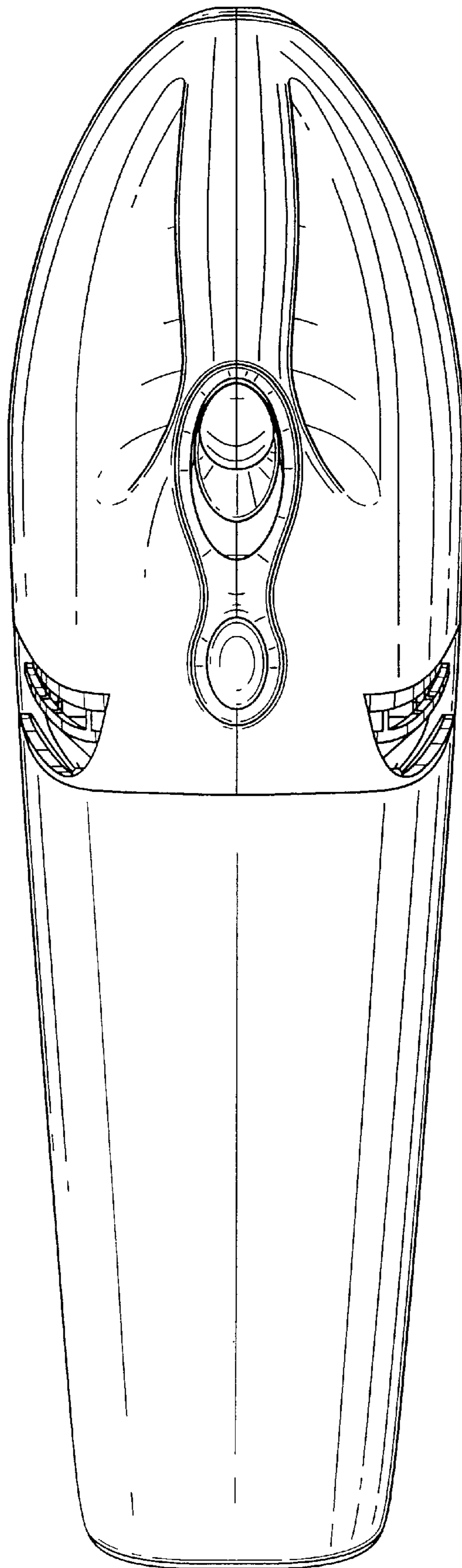


FIG. 5

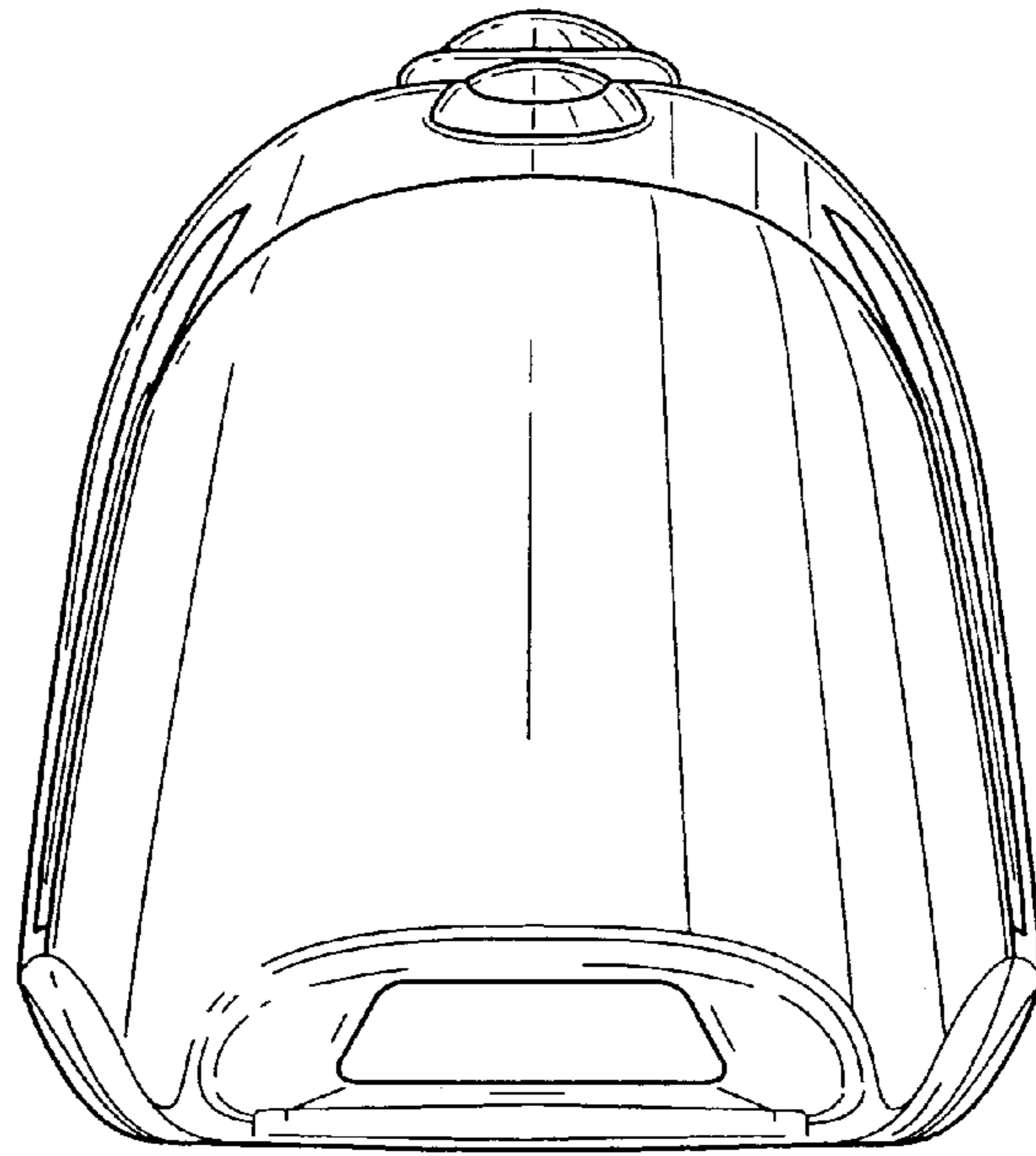


FIG. 6

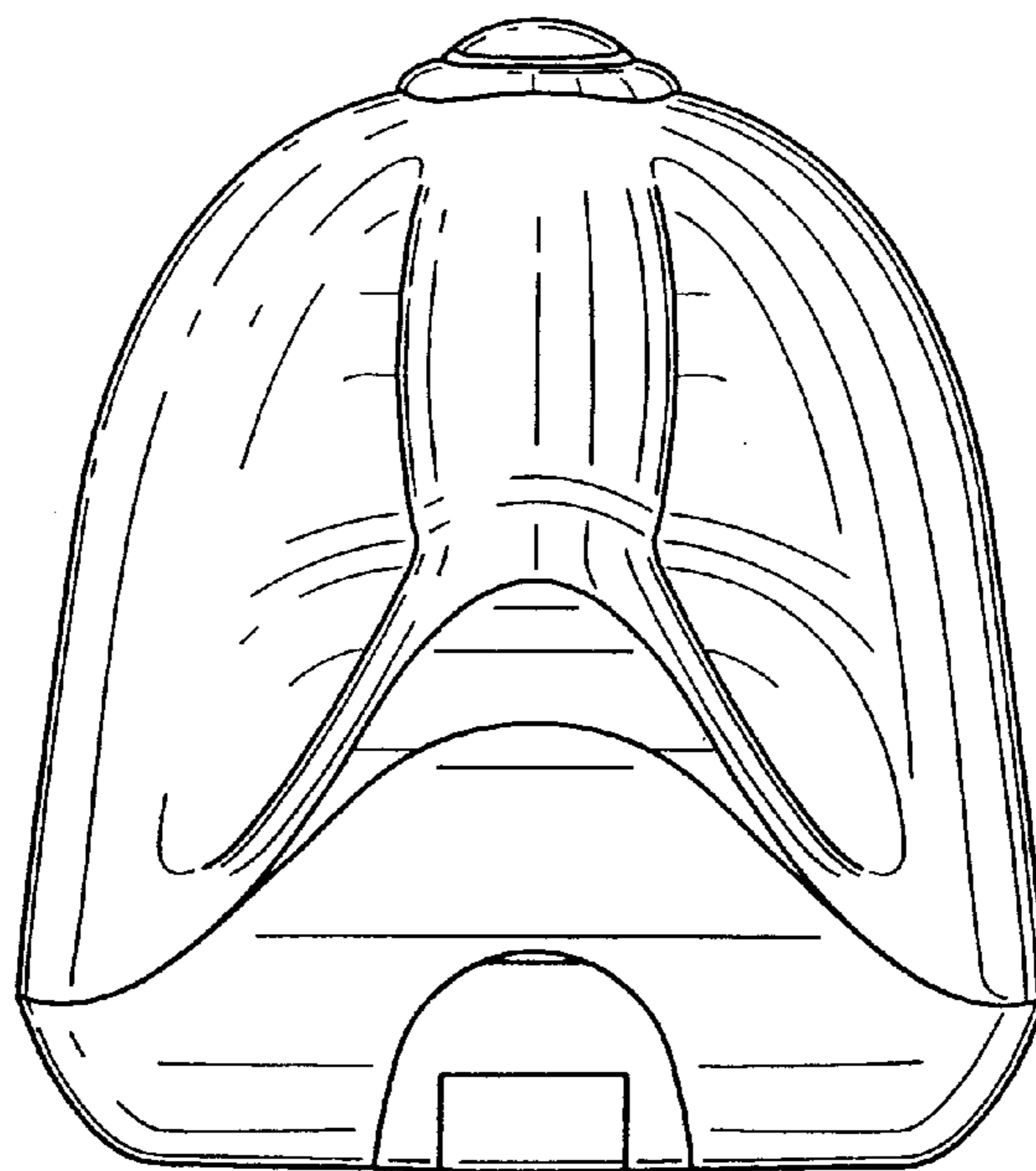


FIG. 7

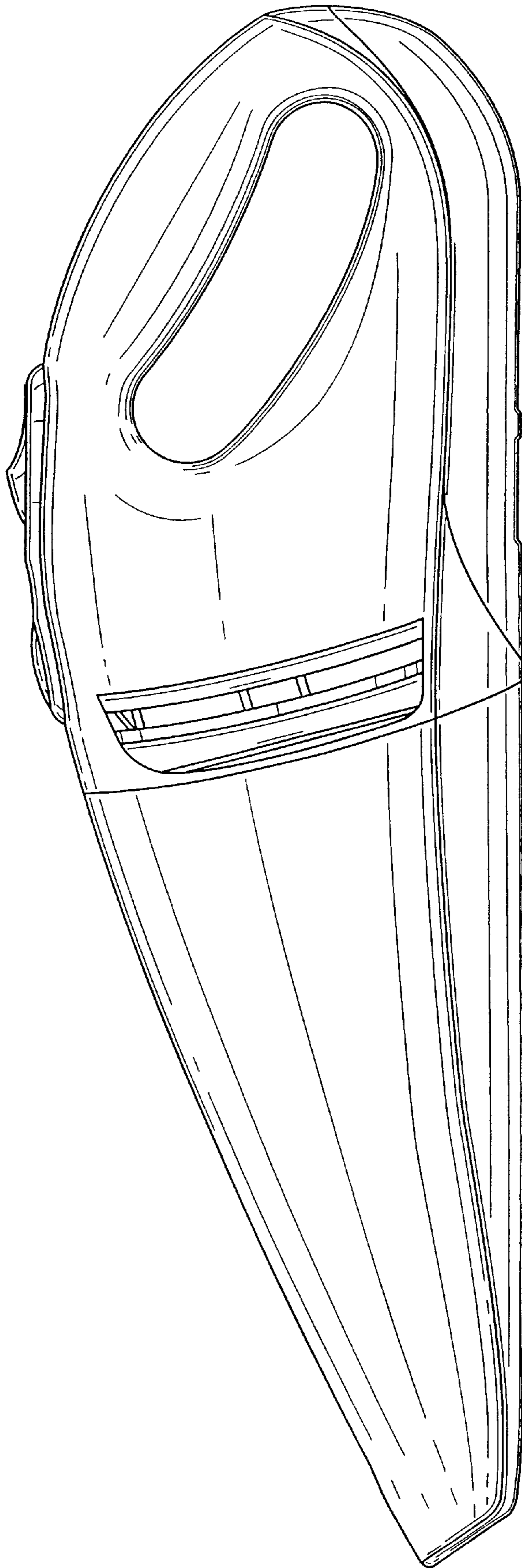


FIG. 8