



US00D437975S

(12) **United States Design Patent**
Holscher

(10) **Patent No.:** **US D437,975 S**

(45) **Date of Patent:** **** Feb. 20, 2001**

(54) **COMPONENT PART OF A CABINET FOR A
HAND DRYER**

(75) Inventor: **Knud Holscher, Holte (DK)**

(73) Assignee: **D Line International as Carl
Jacobsens, Copenhagen (DK)**

(**) Term: **14 Years**

(21) Appl. No.: **29/096,724**

(22) Filed: **Nov. 19, 1998**

(30) **Foreign Application Priority Data**

May 19, 1998 (DK) MA 1998 00541

(51) **LOC (7) Cl.** **28-03**

(52) **U.S. Cl.** **D28/54.1**

(58) **Field of Search** D28/54.1; D32/8;
132/270, 271; 392/360, 363, 367, 370,
381; 219/490, 492, 512; D6/512, 513, 515,
518, 522, 545, 550; 34/90, 239, 523

(56) **References Cited**

U.S. PATENT DOCUMENTS

D. 304,101 * 10/1989 Mango D28/54.1
D. 309,037 * 7/1990 Morrow D28/54.1

D. 314,070 * 1/1991 Rubin D28/54.1
D. 332,365 * 1/1993 Hines D6/515
D. 332,889 * 2/1993 Hines D6/518
D. 423,843 * 5/2000 Holscher D6/518
D. 423,850 * 5/2000 Holscher D6/545
D. 424,853 * 5/2000 Singletary et al. D6/522
D. 428,204 * 7/2000 Elliott D28/54.1

* cited by examiner

Primary Examiner—Paula A. Mortimer

(74) *Attorney, Agent, or Firm*—Oliff & Berridge, PLC


(57) **CLAIM**

The ornamental design for component part of a cabinet for a hand dryer, as shown and described.

DESCRIPTION

FIG. 1 is a front perspective view of component part of a cabinet for a hand dryer;
FIG. 2 is a front side view thereof;
FIG. 3 is a rear side view thereof;
FIG. 4 is a bottom side view thereof;
FIG. 5 is a top side view thereof;
FIG. 6 is a right side view thereof; and,
FIG. 7 is a left side view thereof.

1 Claim, 4 Drawing Sheets






Figure 1




Figure 2




Figure 3




Figure 4

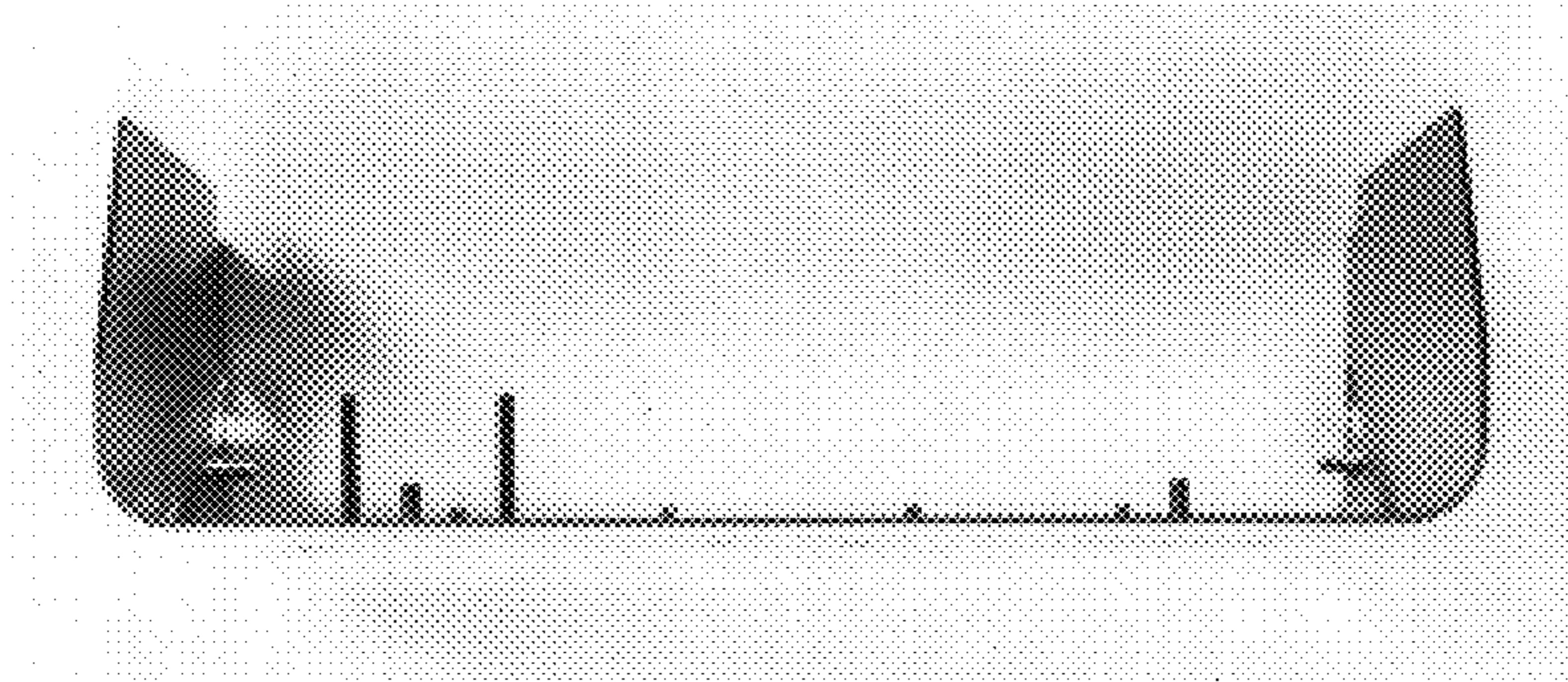


Figure 5




Figure 6




Figure 7