



US00D437974S

(12) **United States Design Patent**
Yip

(10) **Patent No.:** **US D437,974 S**

(45) **Date of Patent:** **** Feb. 20, 2001**

(54) **SHAVER**

3,552,006 * 1/1971 Baumann et al. 30/34.1
3,844,035 * 10/1974 Bauerle 30/43.92

(76) Inventor: **Chung Lun Yip**, 3rd Floor, Blocks A & C, King Yip Factory Building, No. 59 King Yip Street, Kwun Tong, Kowloon (HK)

FOREIGN PATENT DOCUMENTS

2309208 * 9/1974 (DE) 30/346.51

(**) Term: **14 Years**

* cited by examiner

(21) Appl. No.: **29/116,483**

Primary Examiner—Catherine Tuttle
(74) *Attorney, Agent, or Firm*—Brinks Hofer Gilson & Lione

(22) Filed: **Jan. 5, 2000**

(57) **CLAIM**

(51) **LOC (7) Cl.** **28-03**

The ornamental design for a shaver, as shown and described.

(52) **U.S. Cl.** **D28/51**

DESCRIPTION

(58) **Field of Search** D28/44.1, 49-53;
30/34.05, 34.1, 34.2, 42, 43, 43.1-43.9,
43.92, 43.91

FIG. 1 is a top perspective view of a shaver that incorporates my new design;

(56) **References Cited**

U.S. PATENT DOCUMENTS

- D. 231,048 * 3/1974 Van Lelyveld D28/49
- D. 286,451 * 10/1986 Ullmann D28/49
- D. 294,744 * 3/1988 Paulin D28/49
- D. 295,901 * 5/1988 Meelen D28/49
- D. 362,517 * 9/1995 Pirmayer D28/49
- D. 367,946 * 3/1996 Akashi et al. D28/51
- D. 400,302 * 10/1998 Ullmann D28/49
- D. 409,797 * 5/1999 Bone D28/50

FIG. 2 is a front view thereof;

FIG. 3 is a rear view thereof;

FIG. 4 is a left side view thereof;


FIG. 5 is a right side view thereof;

FIG. 6 is a top view thereof; and,

FIG. 7 is a bottom view thereof.

The broken lines which define the bounds of the claimed design on the upper portion of the shaver in FIGS. 1, 2, 3 and 6 form no part thereof.

1 Claim, 2 Drawing Sheets






Fig. 1

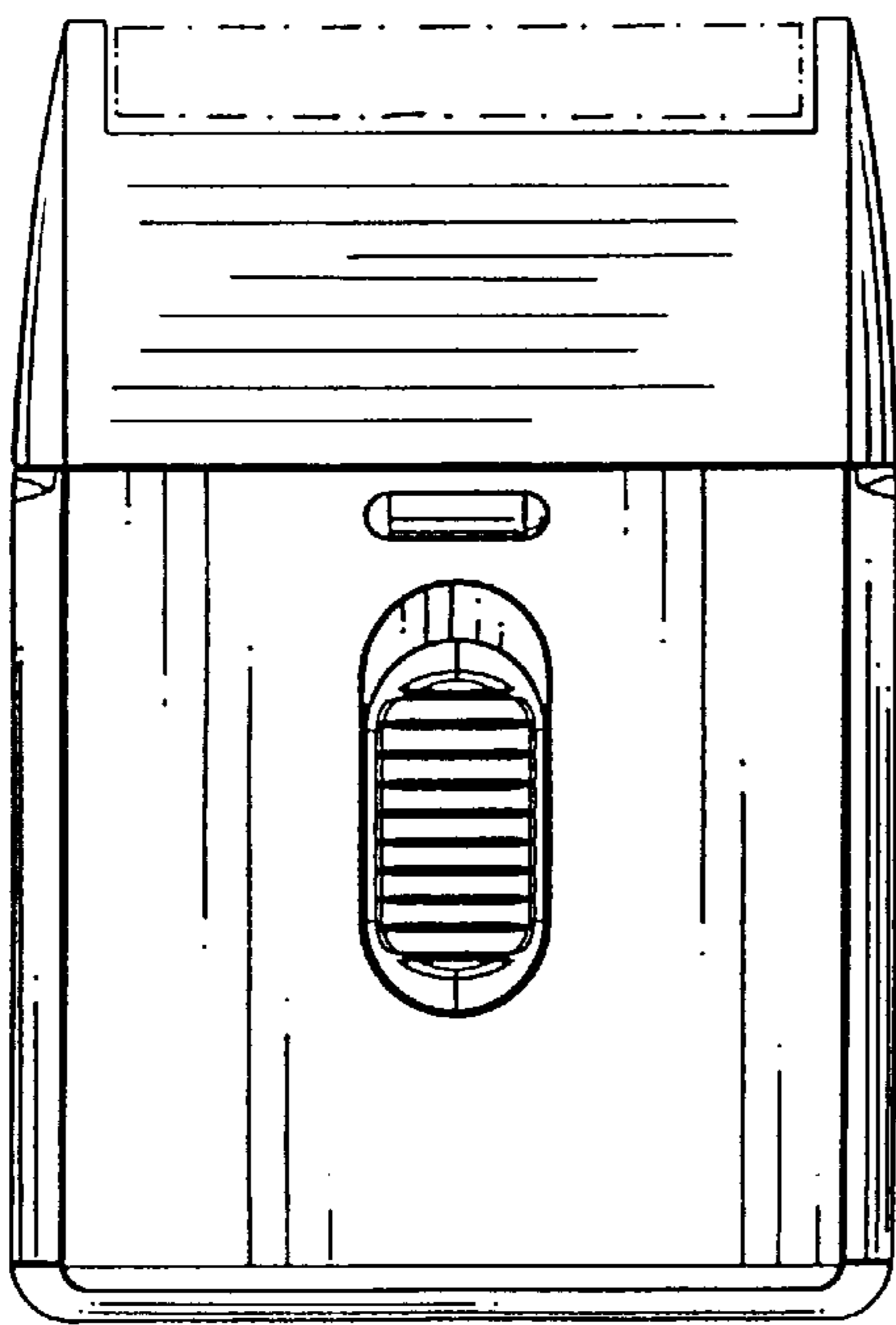


Fig. 2




Fig. 5




Fig. 6




Fig. 3




Fig. 4

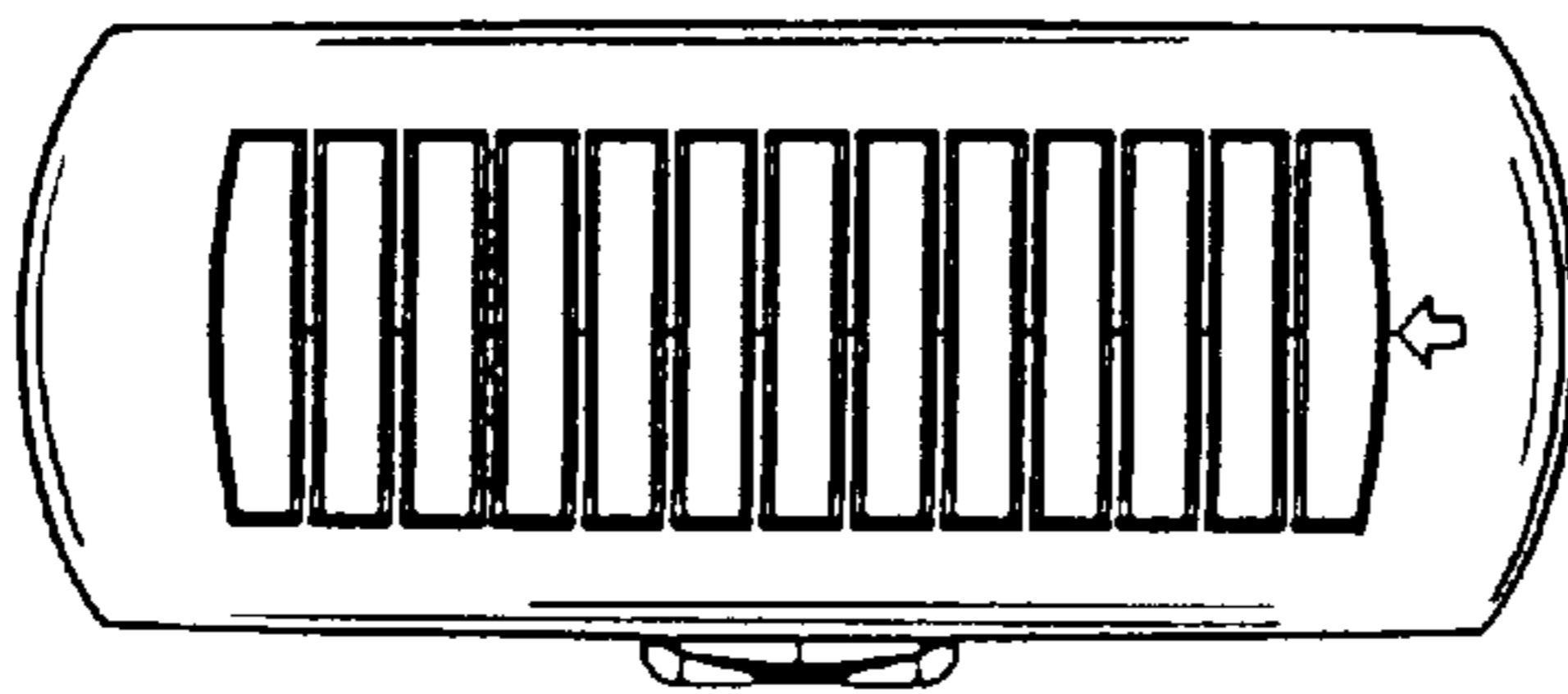


Fig. 7