



US00D437971S

(12) **United States Design Patent**  
**Leon**

(10) **Patent No.:** **US D437,971 S**

(45) **Date of Patent:** **\*\* Feb. 20, 2001**

(54) **ARM FOR LIGHTING FIXTURE**

(75) **Inventor:** **Diego Gonzales Leon, Valencia (ES)**

(73) **Assignee:** **Davoil, Inc.**

(\*\*) **Term:** **14 Years**

(21) **Appl. No.:** **29/116,476**

(22) **Filed:** **Jan. 4, 2000**

(51) **LOC (7) Cl.** ..... **26-99**

(52) **U.S. Cl.** ..... **D26/155**

(58) **Field of Search** ..... D26/142-145,  
D26/153, 155, 72, 80-92; 362/147, 404-408,  
432

(56) **References Cited**

**U.S. PATENT DOCUMENTS**

- D. 45,879 \* 6/1914 Jones ..... D26/145
- D. 46,930 \* 2/1915 Jones ..... D26/145
- D. 48,521 \* 2/1916 Jones ..... D26/148

- D. 147,269 \* 8/1947 Graham ..... D26/92
- D. 411,331 \* 6/1999 Miranda ..... D26/155

\* cited by examiner

*Primary Examiner*—Alan P. Douglas

*Assistant Examiner*—Linda Brooks

(74) *Attorney, Agent, or Firm*—Kenneth C. Hill

(57) **CLAIM**

The ornamental design for an arm for lighting fixture, as shown and described.

**DESCRIPTION**

FIG. 1 is a left side view of an arm for lighting fixture. The right side view is a mirror image thereof.

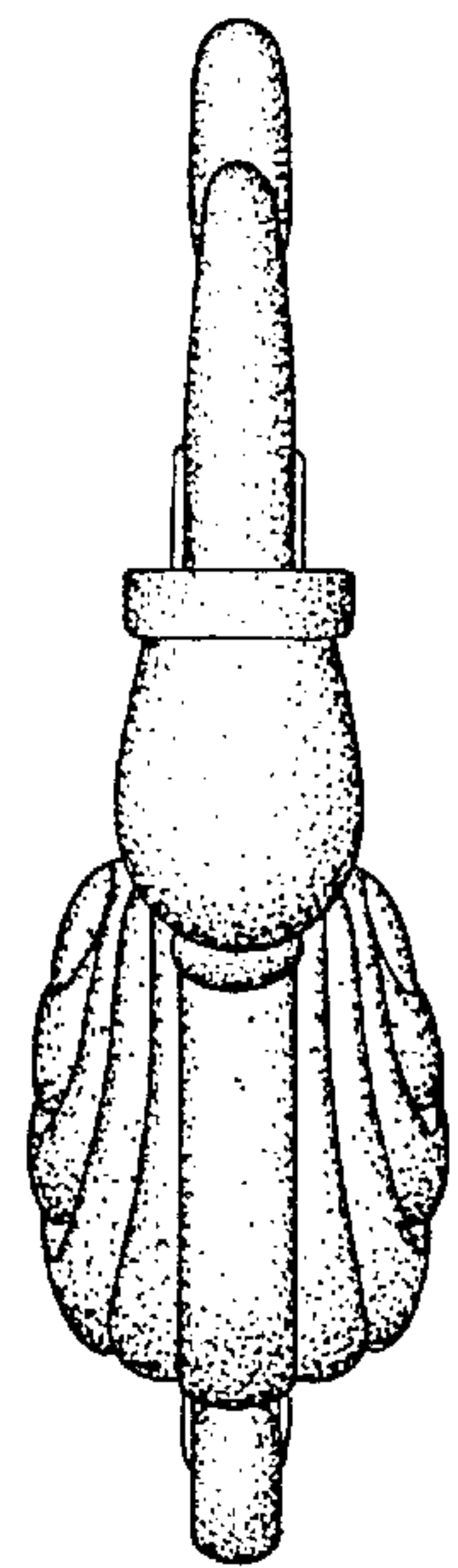

FIG. 2 is a front view of an arm for lighting fixture.


FIG. 3 is a back view of an arm for lighting fixture.

FIG. 4 is a top view of an arm for lighting fixture; and,

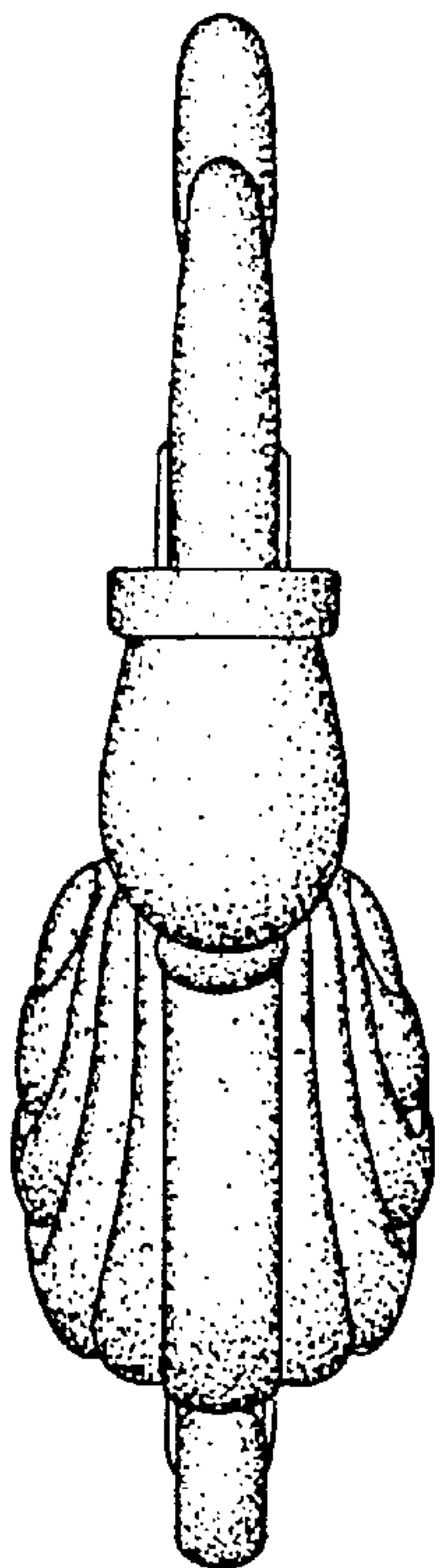
FIG. 5 is a bottom view of an arm for lighting fixture.

**1 Claim, 2 Drawing Sheets**

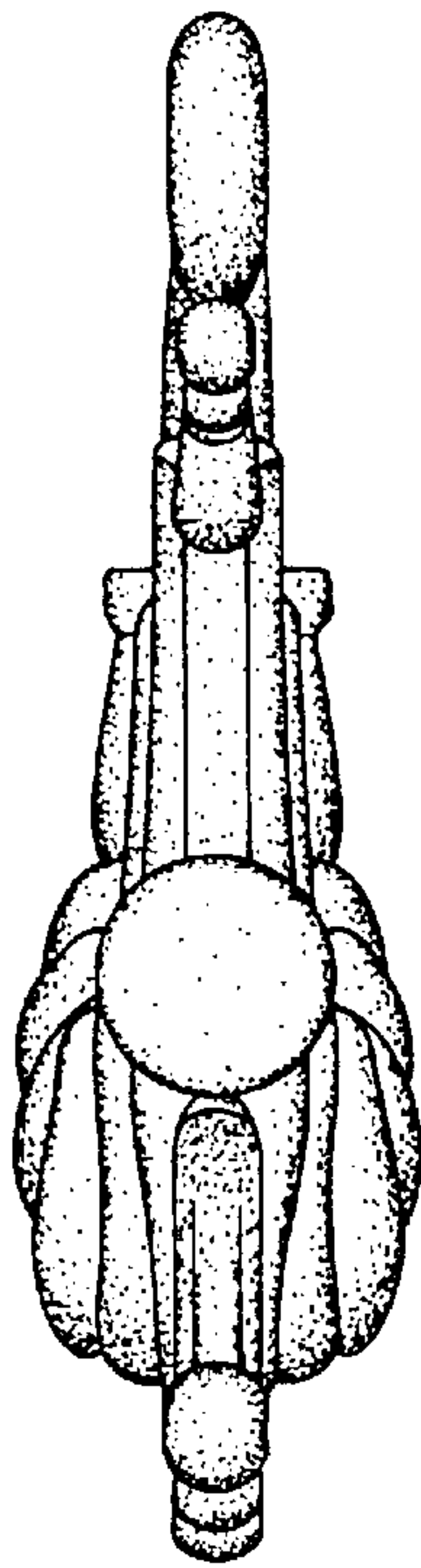




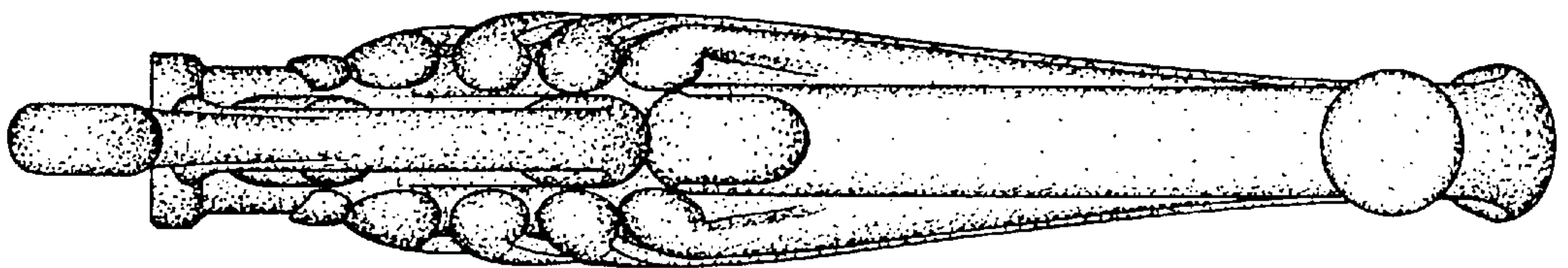
*Fig. 1*



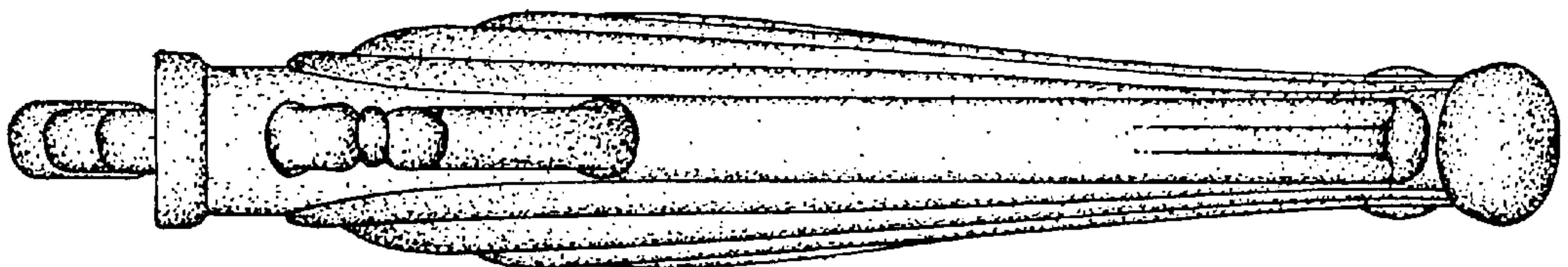
*Fig. 2*



*Fig. 3*



*Fig. 4*



*Fig. 5*