



US00D437963S

(12) **United States Design Patent**
Xu et al.

(10) **Patent No.:** **US D437,963 S**

(45) **Date of Patent:** **** Feb. 20, 2001**

(54) **LANTERN**

(75) Inventors: **Zhiwei Xu; Brian Graves**, both of San Diego; **Joseph Manno**, La Jolla, all of CA (US)

(73) Assignee: **Beme International LLC**, San Diego, CA (US)

(**) Term: **14 Years**

(21) Appl. No.: **29/112,415**

(22) Filed: **Oct. 14, 1999**

(51) **LOC (7) Cl.** **26-03**

(52) **U.S. Cl.** **D26/87**

(58) **Field of Search** D26/72-92; 362/147, 362/432

(56) **References Cited**

U.S. PATENT DOCUMENTS

- D. 316,158 * 4/1991 Choi D26/87
- D. 388,219 * 12/1997 Hsu D26/87

OTHER PUBLICATIONS

Taiwan Lighting, Lamp No. LOR-502SP on p. 168, Aug. 1997.*

* cited by examiner

Primary Examiner—Alan P. Douglas

Assistant Examiner—Linda Brooks

(74) *Attorney, Agent, or Firm*—Dobrusin Darden Thennisch & Lorenz PLLC

(57) **CLAIM**

The ornamental design for a lantern, as shown and described.

DESCRIPTION

FIG. 1 shows a perspective view of a lantern incorporating the design.

FIG. 2 shows a rear elevational view of the lantern shown in FIG. 1.

FIG. 3 shows a left side elevational view of the lantern shown in FIG. 1, the right side view being the mirror image of the left side elevational view.


FIG. 4 shows a front elevational view of the lantern shown in FIG. 1.

FIG. 5 shows a bottom plan view of the lantern shown in FIG. 1; and,

FIG. 6 shows a top plan view of the lantern shown in FIG. 1.

The broken line showing is for illustrative purposes only and forms no part of the claimed design.

1 Claim, 1 Drawing Sheet






FIG. 1

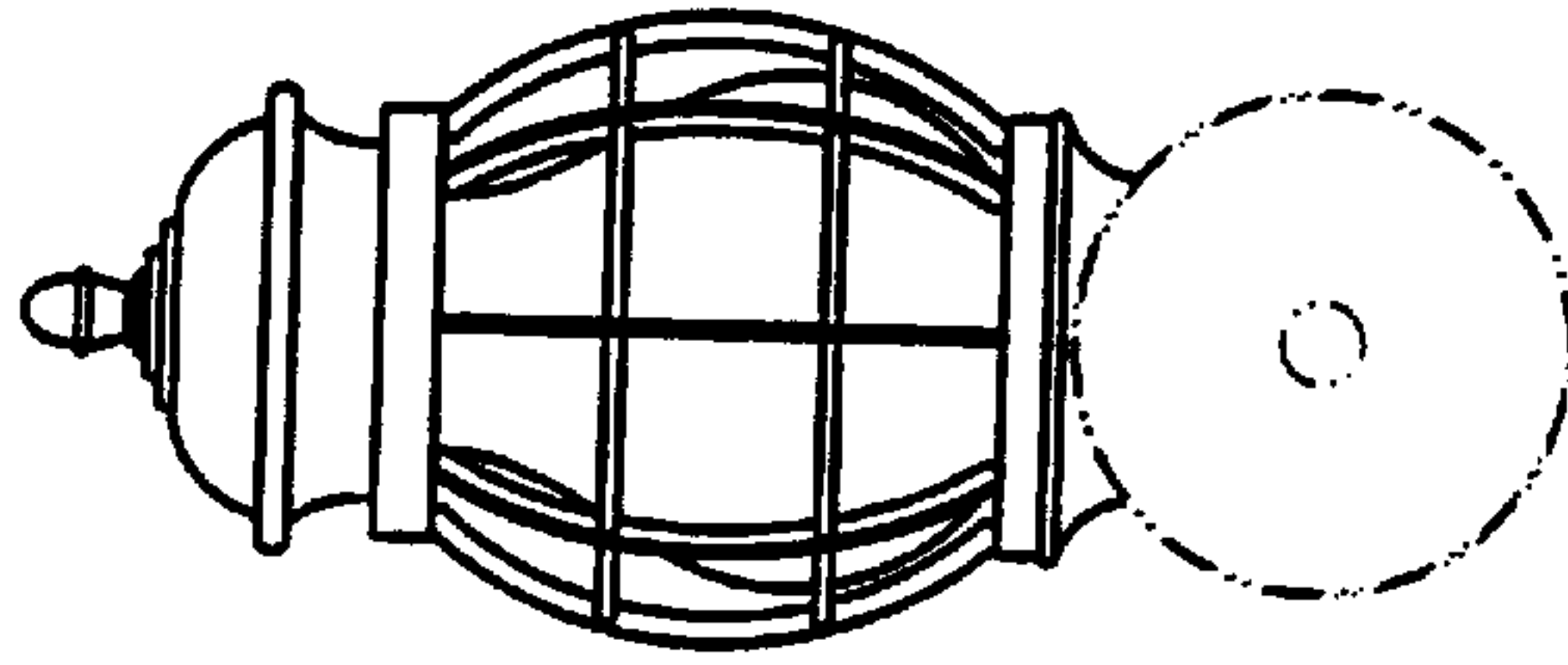


FIG. 2




FIG. 3

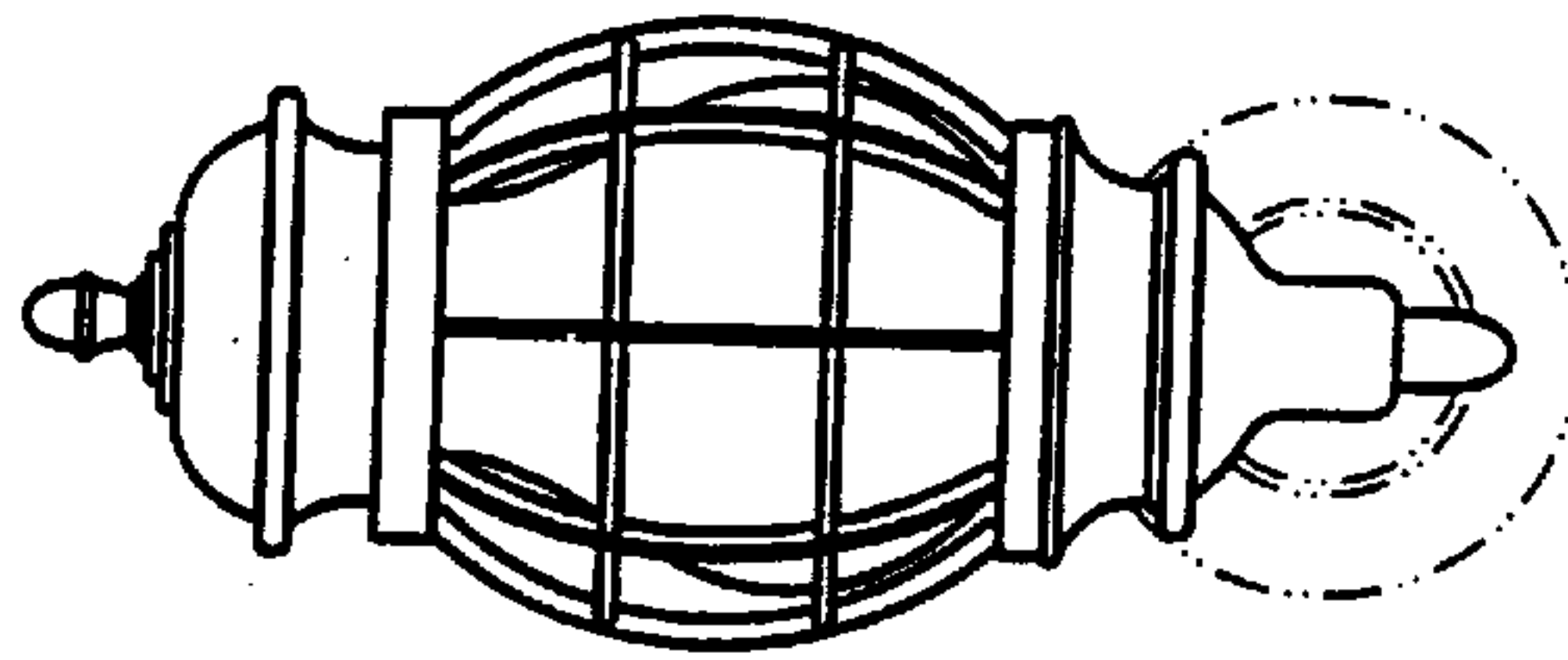


FIG. 4

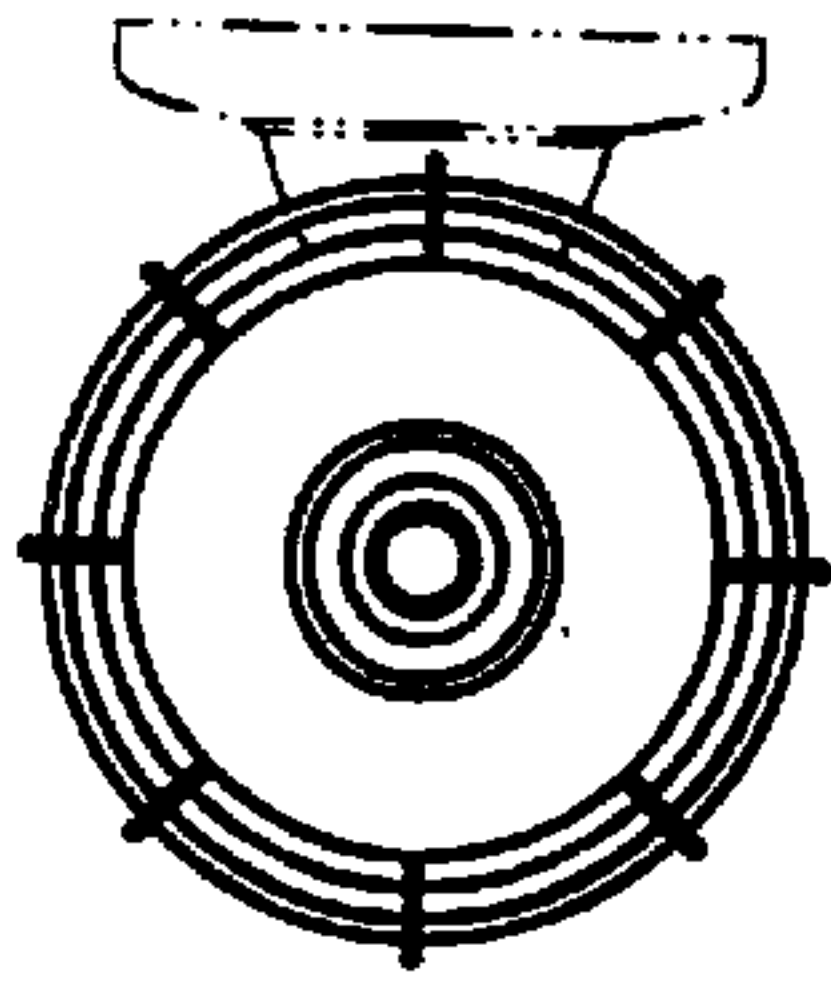


FIG. 6

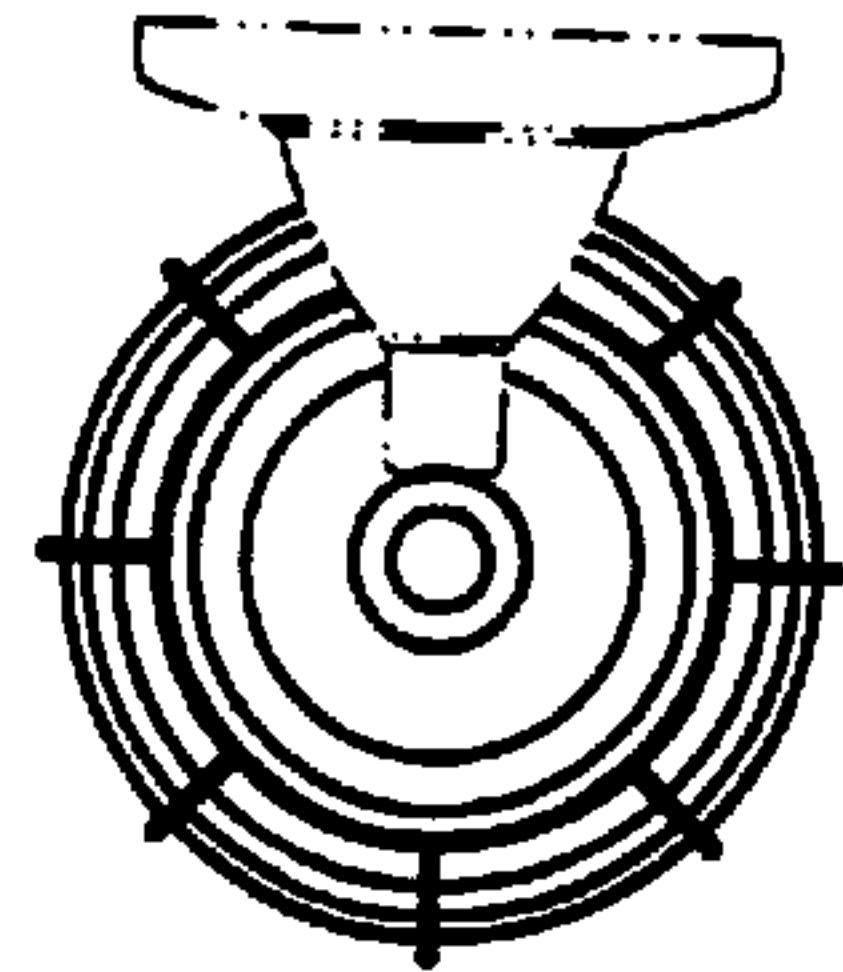


FIG. 5