



US00D437959S

(12) **United States Design Patent**
Lewis

(10) **Patent No.:** **US D437,959 S**

(45) **Date of Patent:** **** Feb. 20, 2001**

(54) **RIBBED LIGHTING DIFFUSER WITH END CAP**

(75) Inventor: **Stewart B. Lewis**, Atlanta, GA (US)

(73) Assignee: **RLR Industries, Inc.**, Mableton, GA (US)

(**) Term: **14 Years**

(21) Appl. No.: **29/100,717**

(22) Filed: **Feb. 17, 1999**

(51) **LOC (7) Cl.** **26-05**

(52) **U.S. Cl.** **D26/76**

(58) **Field of Search** D26/75, 76; 362/217, 362/218, 222, 223

(56) **References Cited**

U.S. PATENT DOCUMENTS

D. 149,026	*	3/1948	Schwartz	D26/76
D. 199,687	*	12/1964	Meyer et al.	D26/76
D. 333,530		2/1993	Boundy	D26/76 X
D. 363,805	*	10/1995	Cole	D26/76
D. 397,481	*	8/1998	Schafer	D26/76
D. 404,161		1/1999	Herst et al.	D26/76
D. 405,908		2/1999	Herst et al.	D26/76

D. 421,505		3/2000	Hastings et al.	D26/76
2,490,191	*	12/1949	Baker	362/223
2,623,160	*	12/1952	McFahail	362/223
3,159,325	*	12/1964	Wakefield et al.	362/222

OTHER PUBLICATIONS

Lighting, Feb. 1959, p. 29, MUS fluorescent light fixture.

* cited by examiner

Primary Examiner—Susan J. Lucas

(74) *Attorney, Agent, or Firm*—Testa, Hurwitz & Thibault LLP

(57) **CLAIM**

The ornamental design for a ribbed lighting diffuser with end cap, as shown and described.

DESCRIPTION

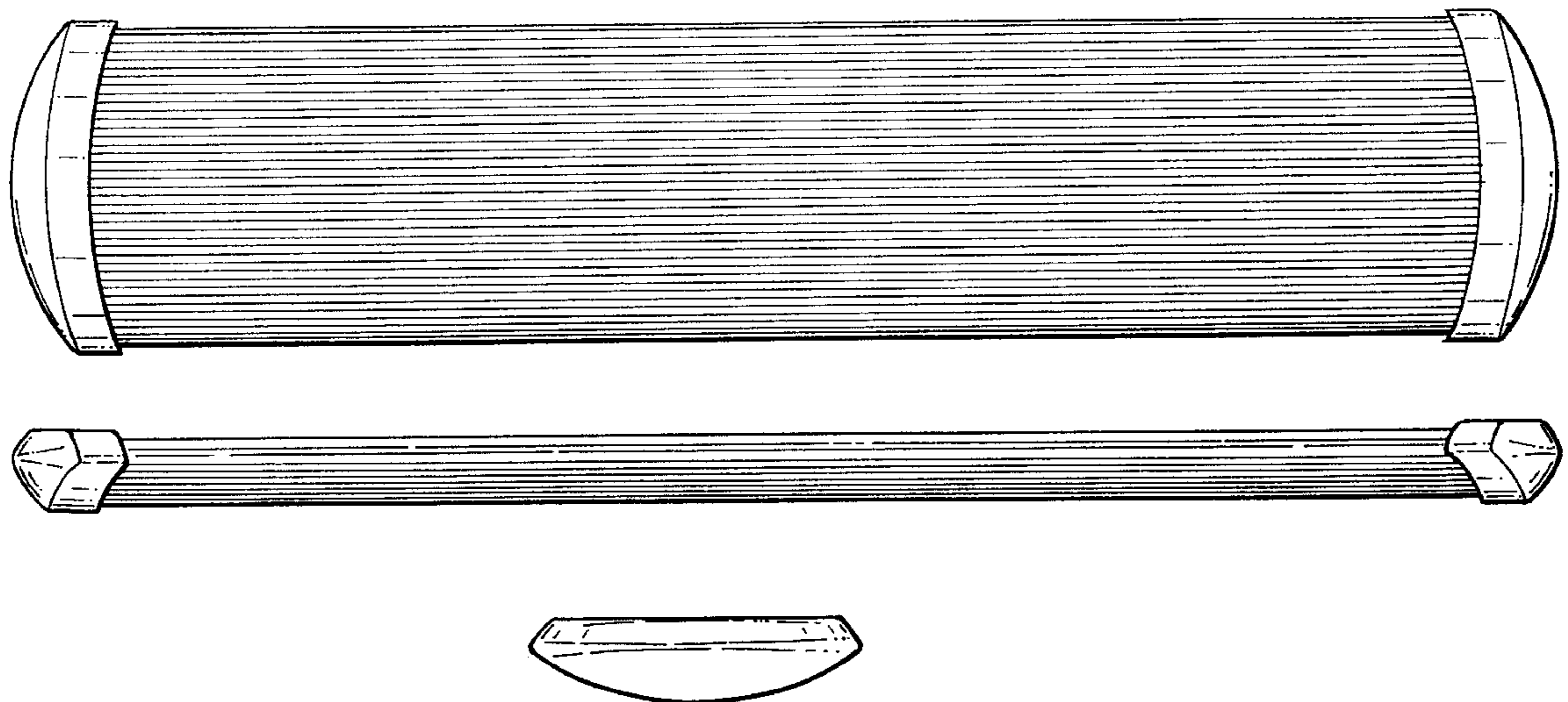
FIG. 1 is a top view of an embodiment of a ribbed lighting diffuser with end cap;

FIG. 2 is a bottom view of the embodiment of FIG. 1;

FIG. 3 is a side view of the embodiment of FIG. 1; the opposite side is a mirror image thereof; and,

FIG. 4 is a side view of the embodiment of FIG. 1; the opposite side is a mirror image thereof.

1 Claim, 1 Drawing Sheet






FIG. 1




FIG. 2




FIG. 3



FIG. 4