



US00D437949S

(12) **United States Design Patent**  
**Chang**

(10) **Patent No.:** **US D437,949 S**

(45) **Date of Patent:** **\*\* Feb. 20, 2001**

(54) **DECORATION LAMP**

(76) Inventor: **Chih-Chen Chang**, No. 32, Kuang Hua South Street, Hsinchu City (TW)

(\*\*) Term: **14 Years**

(21) Appl. No.: **29/096,573**

(22) Filed: **Nov. 16, 1998**

(51) **LOC (7) Cl.** ..... **26-04**

(52) **U.S. Cl.** ..... **D26/25**

(58) **Field of Search** ..... D26/25, 73, 118, D26/125; 362/806, 808, 810, 252; D11/121, 125, 138, 134, 133

(56) **References Cited**

**U.S. PATENT DOCUMENTS**

D. 375,279	*	11/1996	Boeger	.....	D26/25
D. 383,556	*	9/1997	Wang	.....	D26/25
D. 397,463	*	8/1998	Lee	.....	D26/25
D. 402,772	*	12/1998	Lodhie	.....	D26/26
5,268,828	*	12/1993	Miura	.....	362/252 X

5,944,408	*	8/1999	Tong et al.	.....	362/252
5,968,613	*	10/1999	Lin	.....	362/252
5,980,062	*	11/1999	Bell	.....	362/806 X

\* cited by examiner

*Primary Examiner*—Alan P. Douglas

*Assistant Examiner*—Cynthia E. Ramirez

(74) *Attorney, Agent, or Firm*—Rosenberg, Klein & Lee

(57) **CLAIM**

The ornamental design for a decoration lamp, as shown and described.

**DESCRIPTION**

FIG. 1 is a front view of a decoration lamp showing my present design;

FIG. 2 is a rear view thereof;

FIG. 3 is a top plan view thereof;


FIG. 4 is a bottom plan view thereof;


FIG. 5 is a left view thereof;

FIG. 6 is a right view thereof; and,


FIG. 7 is a perspective view thereof.

**1 Claim, 4 Drawing Sheets**







*Fig. 1*




*Fig. 2*




*Fig. 3*




*Fig. 4*



*Fig. 5*



*Fig. 6*



*Fig. 7*