



US00D437947S

(12) **United States Design Patent**
Huang

(10) **Patent No.:** **US D437,947 S**

(45) **Date of Patent:** **** Feb. 20, 2001**

(54) **LAMP SHIELD**

D. 429,826 * 8/2000 Aldubi et al. D26/4

(75) Inventor: **Peter K. H. Huang**, Taipei (TW)

* cited by examiner

(73) Assignee: **Shining Blick Enterprises Co., Ltd.**,
Taipei (TW)

Primary Examiner—Marcus A. Jackson
(74) *Attorney, Agent, or Firm*—Dougherty & Troxell

(**) Term: **14 Years**

(57) **CLAIM**

(21) Appl. No.: **29/112,212**

The ornamental design for a lamp shield, as shown and described.

(22) Filed: **Oct. 14, 1999**

DESCRIPTION

(51) **LOC (7) Cl.** **26-06**

FIG. 1 is a top, front, right side, and perspective view of the new design;

(52) **U.S. Cl.** **D26/4**

FIG. 2 is a front elevational view thereof;

(58) **Field of Search** D26/1, 2, 3, 4;
362/326, 334, 335, 337, 351, 358; 313/113,
128, 129, 130, 131, 315, 318

FIG. 3 is a rear elevational view thereof;

FIG. 4 is a left elevational view thereof;

FIG. 5 is a right elevational view thereof;

FIG. 6 is a top plan view thereof; and,

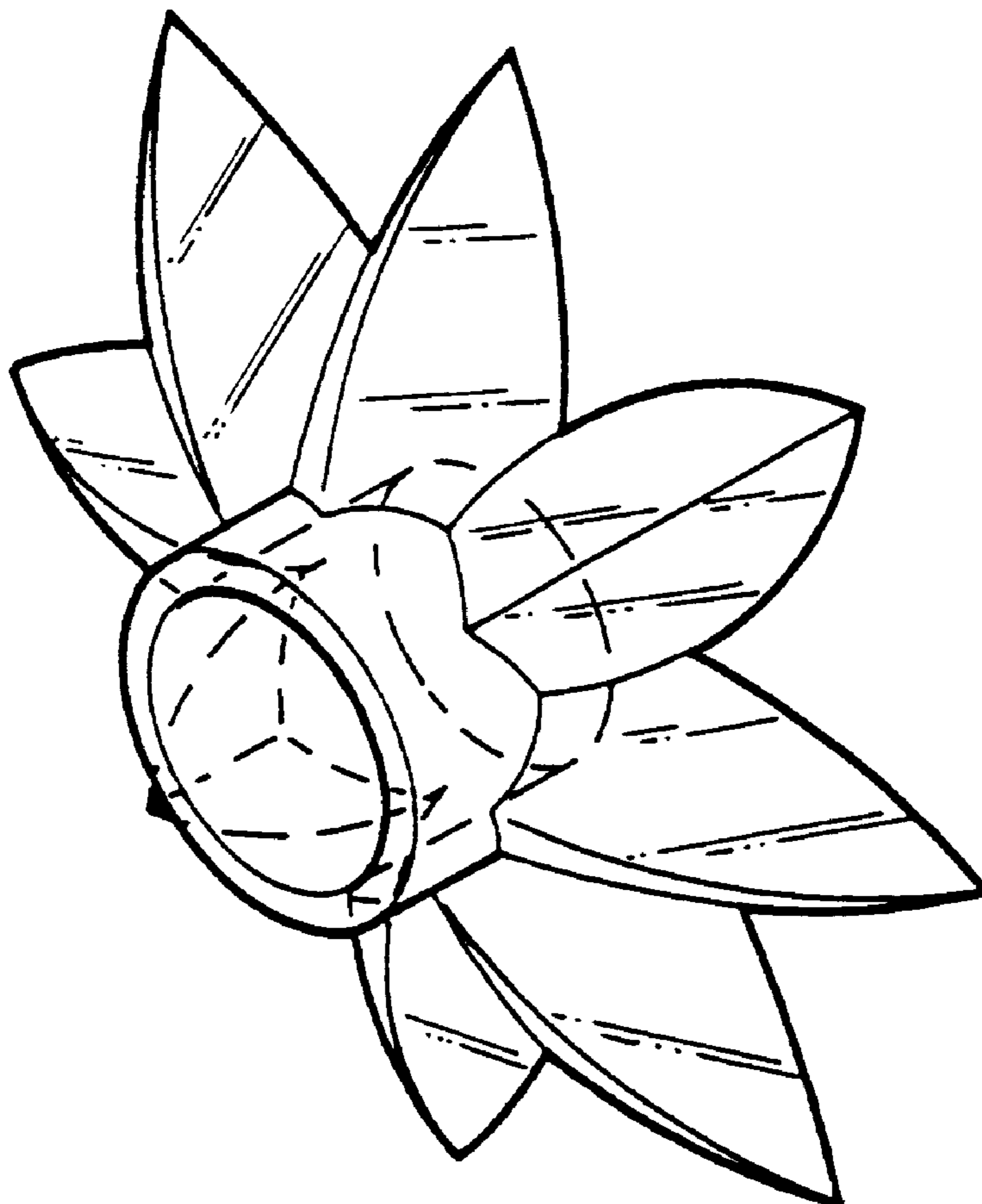
FIG. 7 is a bottom plan view thereof.

(56) **References Cited**

U.S. PATENT DOCUMENTS

D. 178,088 * 6/1956 Roth D26/4

1 Claim, 4 Drawing Sheets






FIG. 1




FIG. 2




FIG. 3

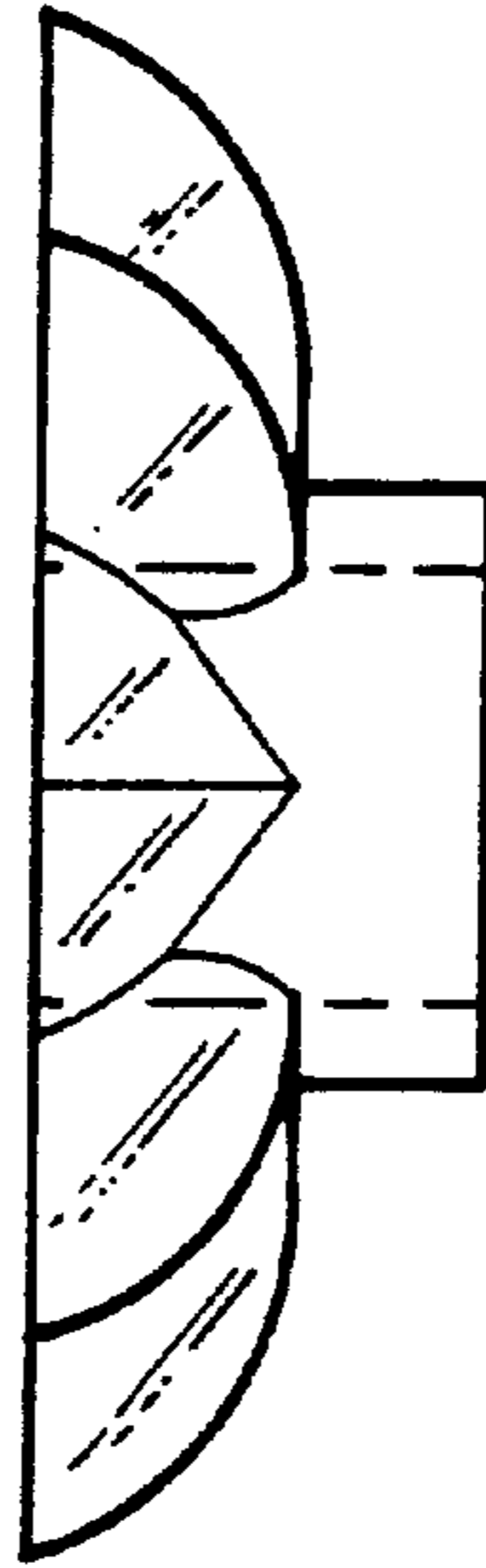


FIG. 4

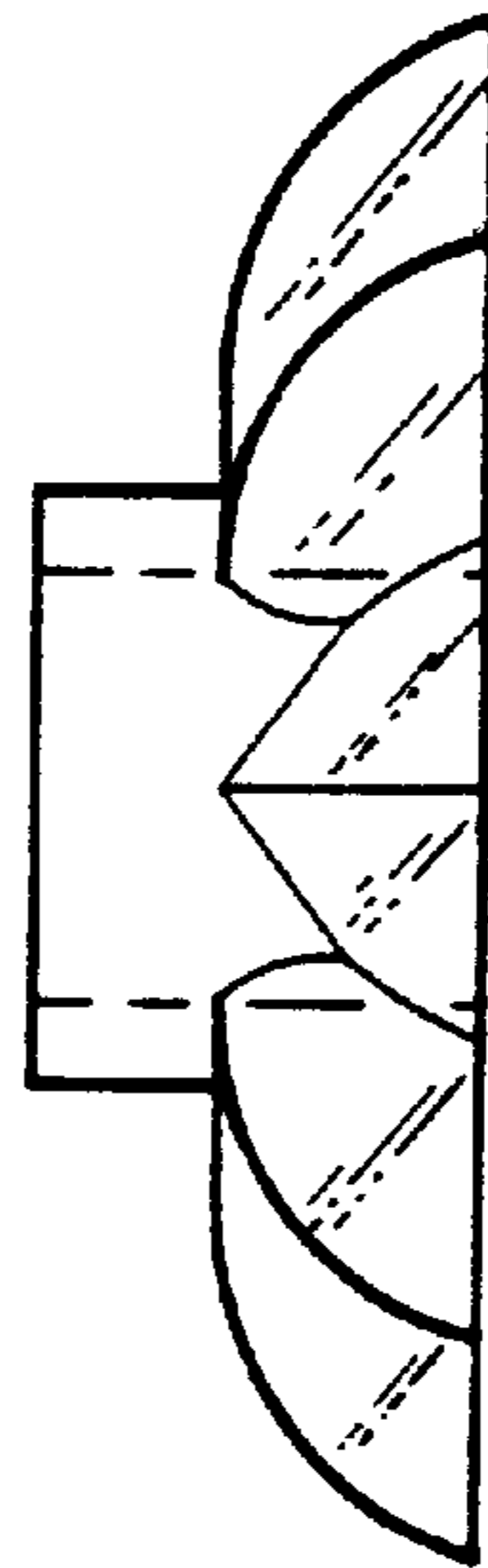


FIG. 5

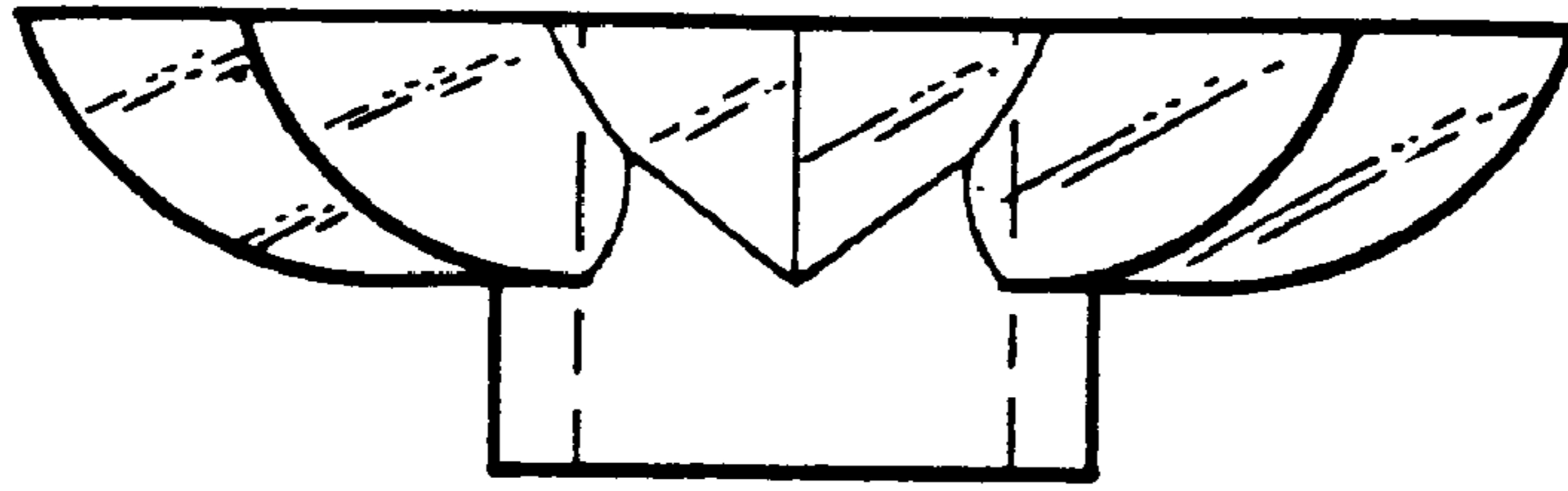


FIG. 6

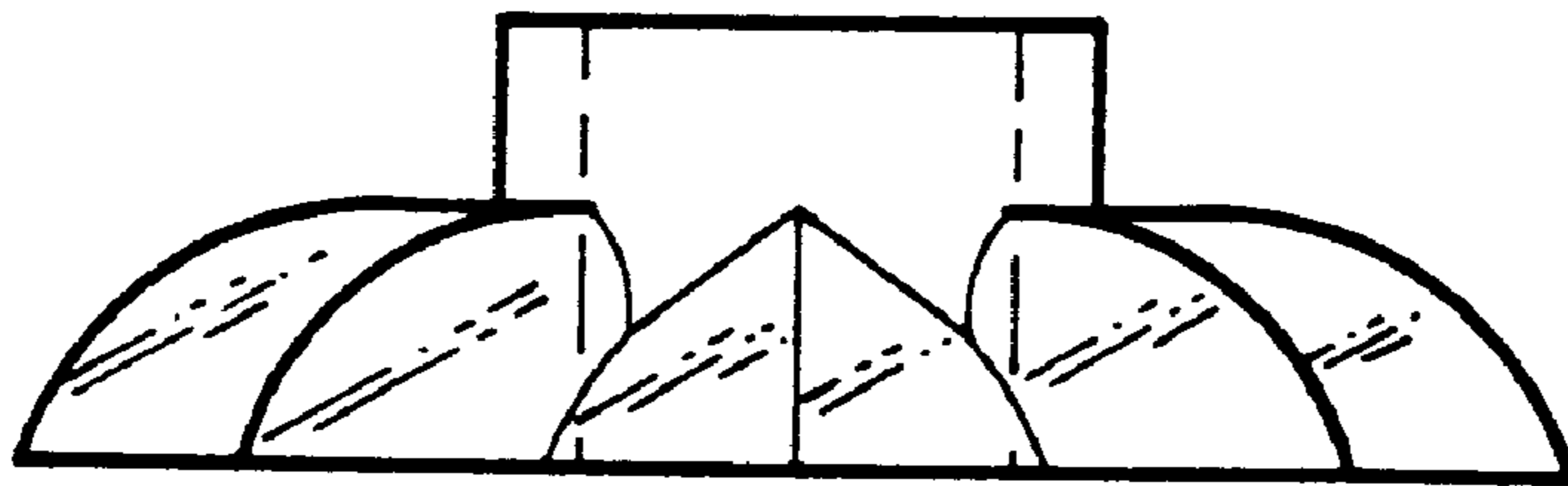


FIG. 7