



US00D437922S

(12) **United States Design Patent**
Jackson et al.

(10) **Patent No.:** **US D437,922 S**
(45) **Date of Patent:** **** Feb. 20, 2001**

(54) **JUNCTION BOX COVER FOR A WATER HEATER**

(76) Inventors: **Barry N. Jackson**, 3195 Canterbury Cir., Woodbury, MN (US) 55125; **Gary W. Gauer**, 8758 Indian Blvd., Cottage Grove, MN (US) 55016; **John Ronvik**, 12048 S. 73rd Ave., Palos Heights, IL (US) 60403

(**) Term: **14 Years**

(21) Appl. No.: **29/105,156**

(22) Filed: **May 19, 1999**

Related U.S. Application Data

(63) Continuation-in-part of application No. 29/097,783, filed on Dec. 14, 1998, now Pat. No. Des. 421,107, and a continuation-in-part of application No. 09/211,218, filed on Dec. 14, 1998.

(51) **LOC (7) Cl.** **23-03**

(52) **U.S. Cl.** **D23/322**

(58) **Field of Search** D23/318, 319, D23/321, 322; D13/152, 156; 220/3.2, 3.8, 241, 565, 567.3; 392/322, 441, 447, 449

(56) **References Cited**

U.S. PATENT DOCUMENTS

D. 35,539 * 12/1901 Fairweather .

D. 304,174 * 10/1989 Giles et al. .

2,599,162 * 6/1952 Brown .

5,293,446 * 3/1994 Owens et al. 392/449

* cited by examiner

Primary Examiner—B. J. Bullock

(74) *Attorney, Agent, or Firm*—Moore & Hansen

(57) **CLAIM**

The ornamental design for a junction box cover for a water heater, as shown and described.

DESCRIPTION

FIG. 1 is a front elevation view of a water heater having mounted thereon a junction box cover according to the present invention;

FIG. 2 is a front elevation view of a junction box cover according to the present invention;

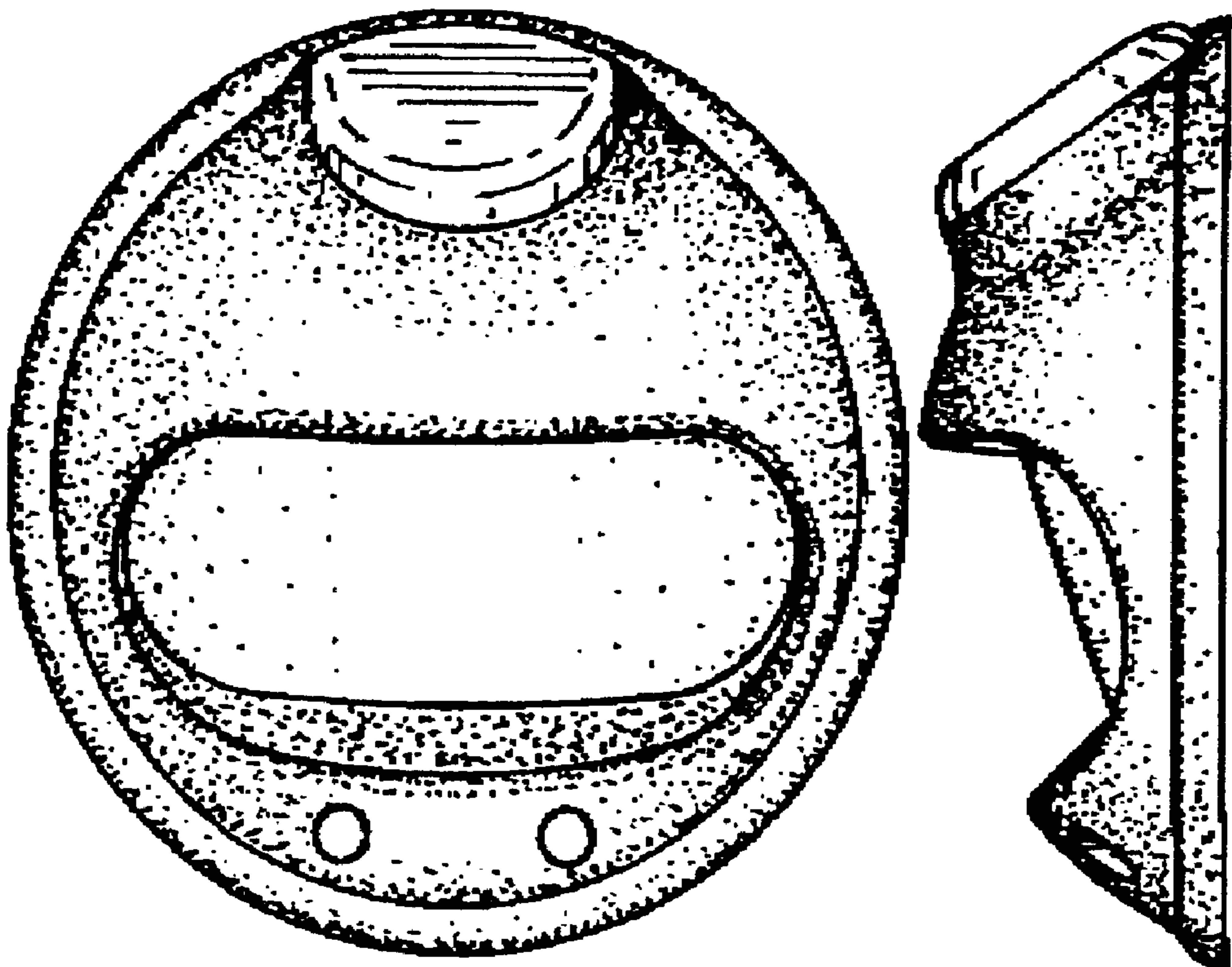
FIG. 3 is a side elevation view of the junction box cover of FIG. 2;

FIG. 4 is a top view of the junction box cover of FIG. 2; and,

FIG. 5 is a bottom view of the junction box cover of FIG. 2.

The broken lines in the Figures are for illustrative purposes only; none of the broken lines form a part of the claimed design. The surface(s) or portion(s) of the article not shown in the drawing or described in the specification form(s) no part of the claimed design.

1 Claim, 2 Drawing Sheets



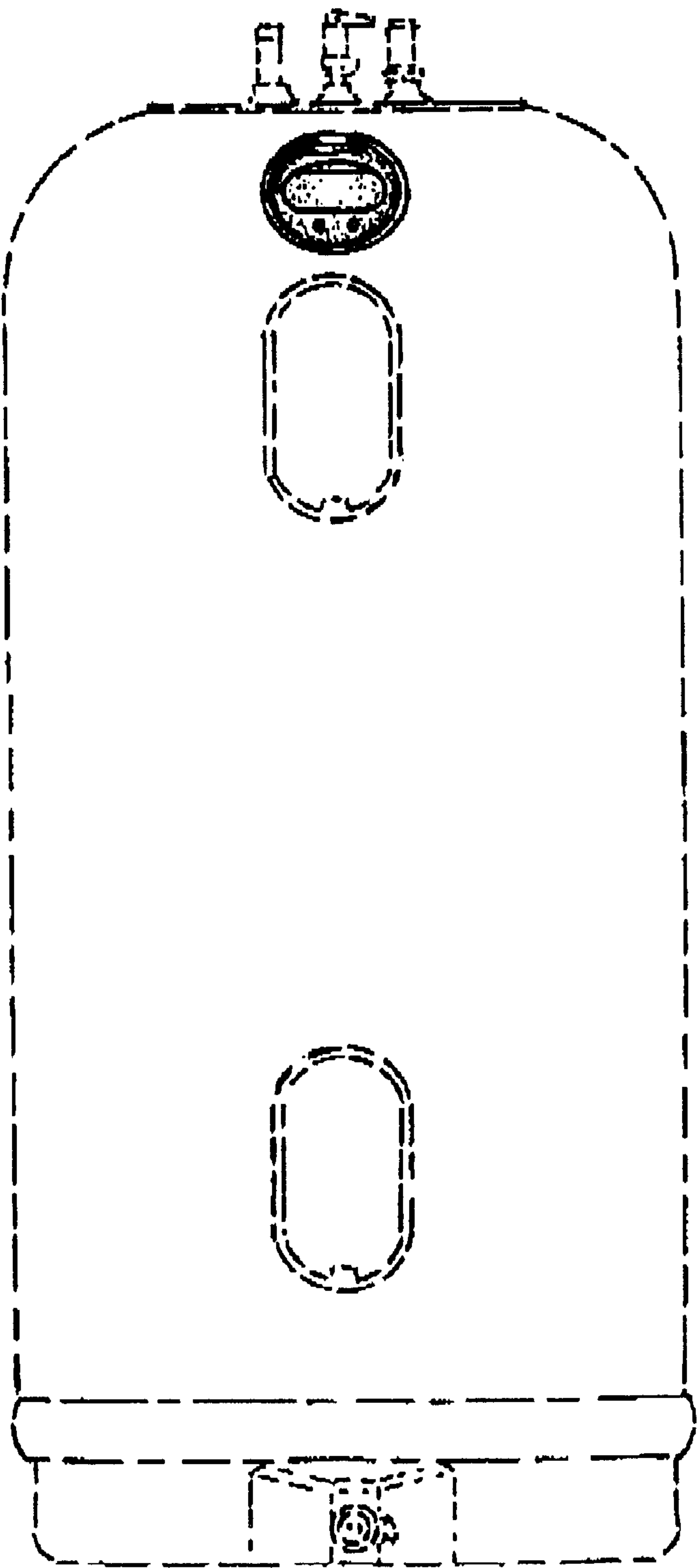


FIG. 1

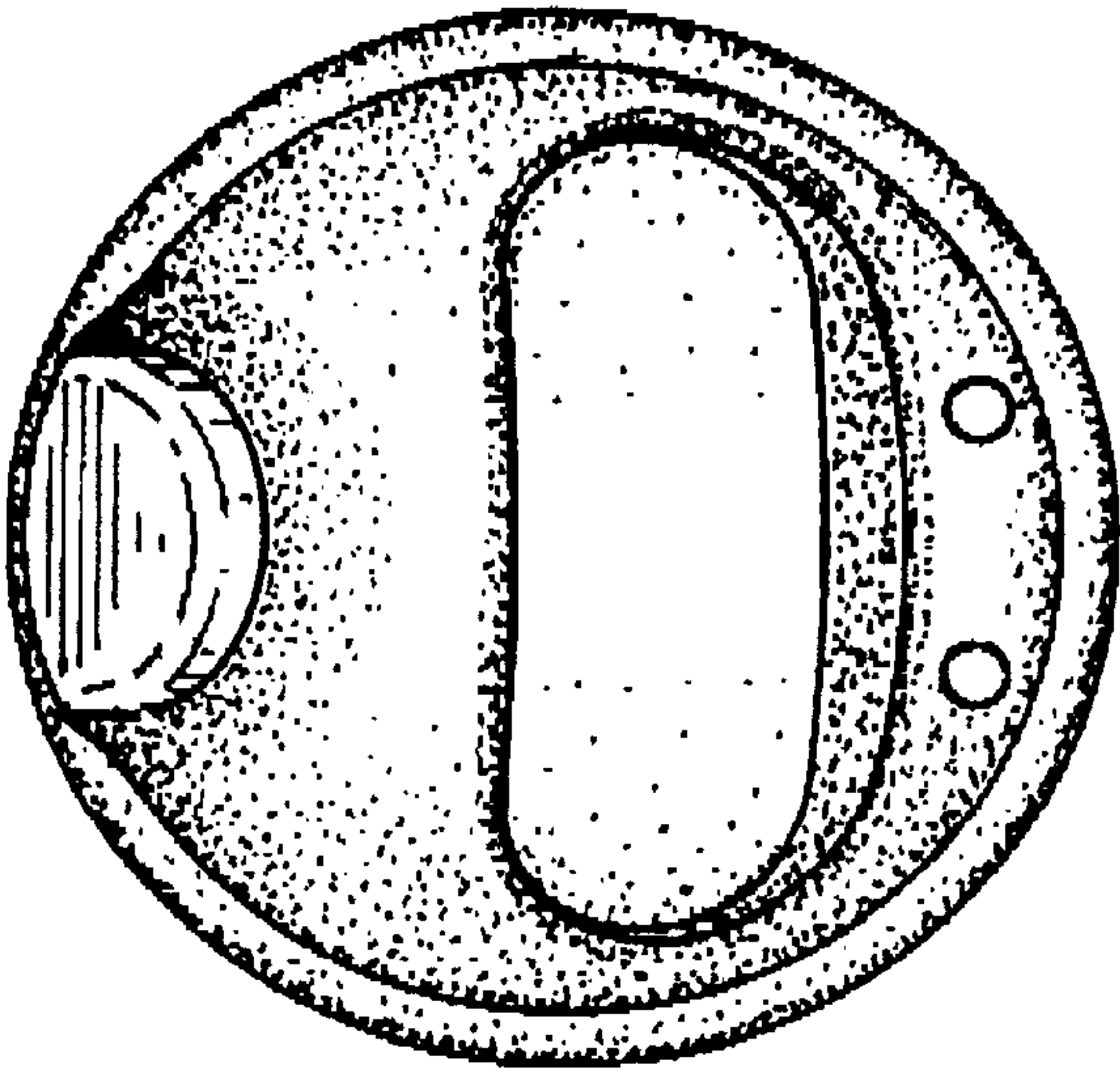


FIG. 2

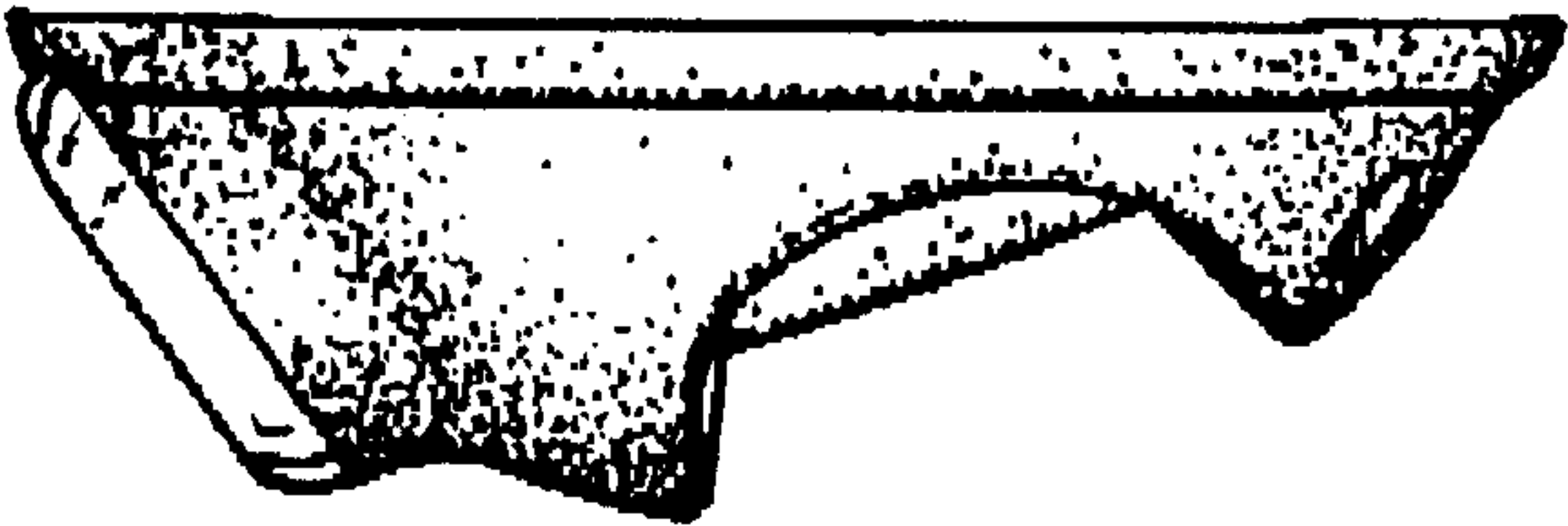


FIG. 3

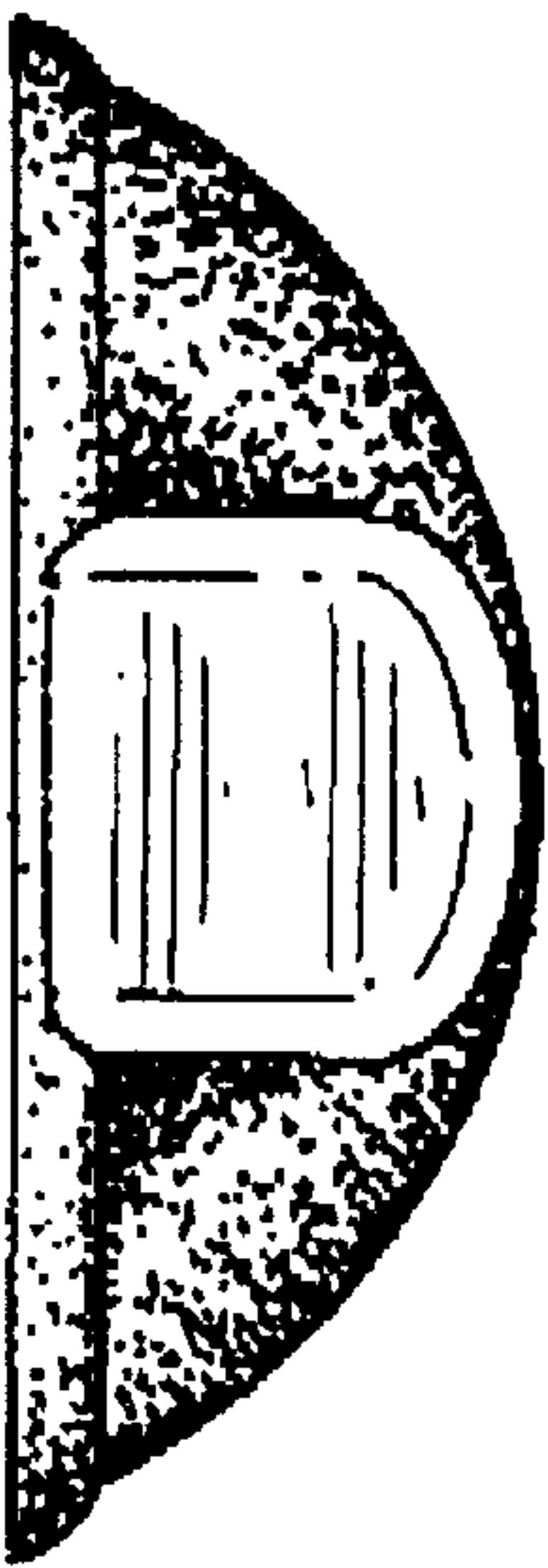


FIG. 4

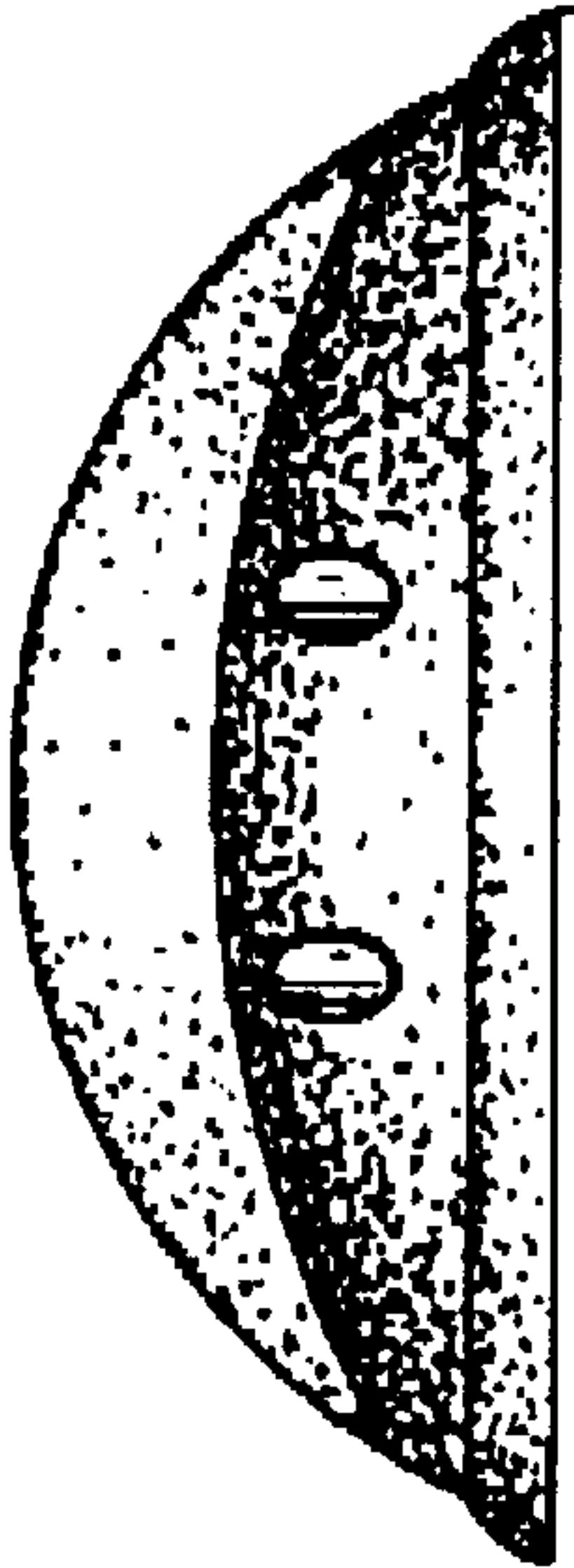


FIG. 5