



US00D437918S

(12) **United States Design Patent**
Doughty et al.

(10) **Patent No.:** **US D437,918 S**

(45) **Date of Patent:** **** Feb. 20, 2001**

(54) **HANDLE**

(75) Inventors: **Frederic C. Doughty**, S. Pasadena;
Darren M. Mark, Castaic, both of CA
(US)

(73) Assignee: **Emhart Inc.**, Newark, DE (US)

(**) Term: **14 Years**

(21) Appl. No.: **29/033,984**

(22) Filed: **Jan. 25, 1995**

(51) **LOC (7) Cl.** **23-01**

(52) **U.S. Cl.** **D23/250; D23/238; D8/301**

(58) **Field of Search** D23/233-269;
D8/352, 353, 397, 398, 300, 307, 308;
4/675-678; 16/110 R, 114 R

(56) **References Cited**

U.S. PATENT DOCUMENTS

- D. 29,734 * 11/1898 Glauber D23/238
- D. 50,631 * 5/1917 Reid, Jr. D23/246
- D. 148,787 * 2/1948 Haldane D23/245
- D. 235,098 5/1975 Doman .
- D. 280,008 8/1985 Miller et al. .
- D. 280,009 8/1985 Miller et al. .
- D. 285,106 8/1986 Yost .
- D. 288,835 3/1987 Yost .
- D. 288,836 3/1987 Yost .
- D. 288,837 3/1987 Yost .
- D. 289,318 4/1987 Yost .
- D. 290,388 6/1987 Yost .
- D. 293,362 * 12/1987 Hill et al. D23/241

- D. 305,724 1/1990 Mosch .
- D. 318,717 7/1991 Spangler .
- D. 318,901 8/1991 Rodstein .
- D. 320,335 10/1991 Bengston .
- D. 321,629 * 11/1991 Hollinger D23/250
- D. 325,772 4/1992 Carr .
- D. 325,958 * 5/1992 Stairs, Jr. et al. D23/250
- D. 327,531 * 6/1992 Ko D23/250
- D. 327,532 6/1992 Ko .
- D. 332,824 1/1993 Robbins .
- D. 334,230 3/1993 Bonnell .
- 1,921,525 8/1933 Howard et al. .

* cited by examiner

Primary Examiner—Louis S. Zarfaz

Assistant Examiner—Robert A. Delehanty

(74) *Attorney, Agent, or Firm*—J. Bruce Hoofnagle; John
D. Del Ponti

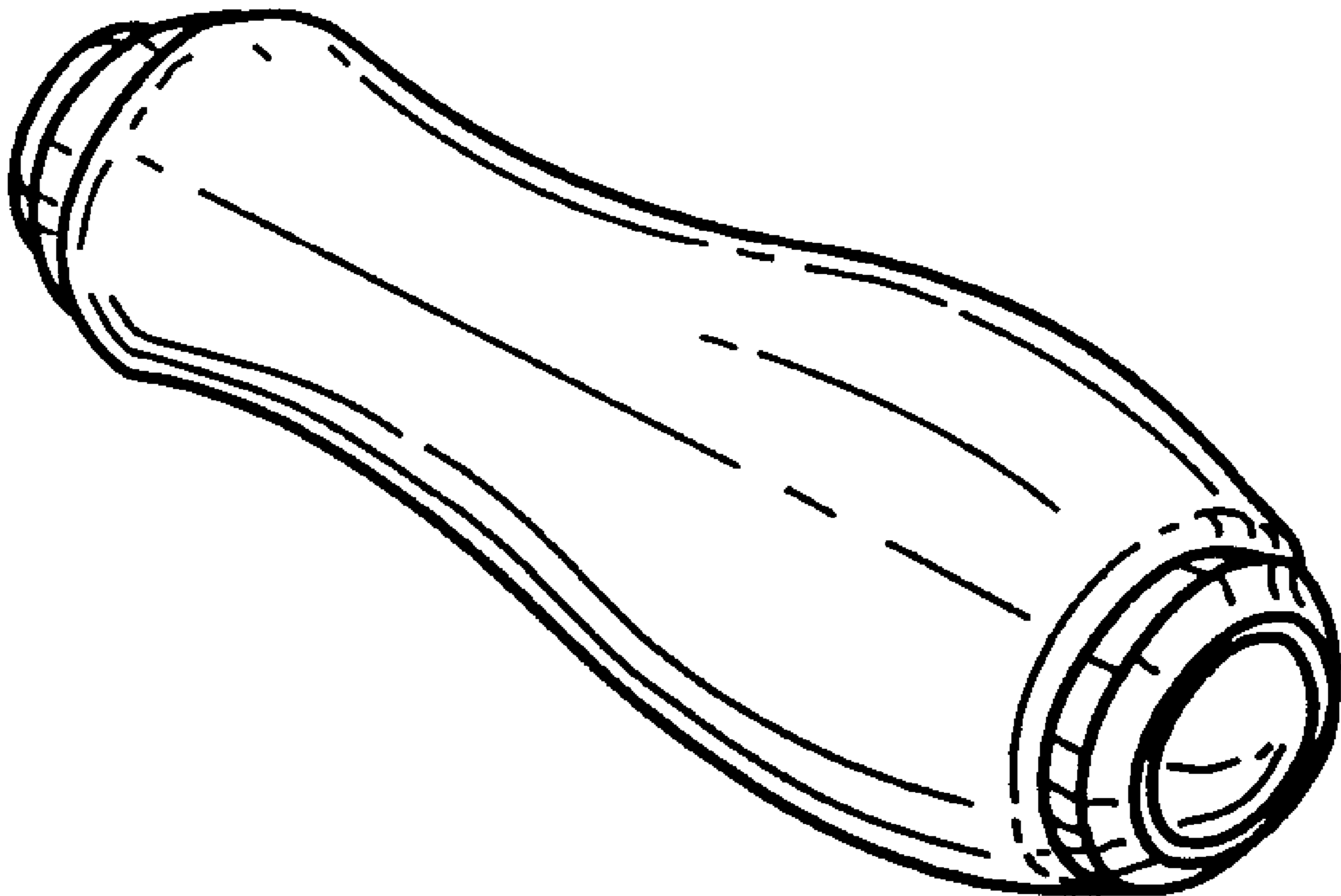
(57) **CLAIM**

The ornamental design for handle, as shown and described.

DESCRIPTION

FIG. 1 is a front view of a first embodiment of our new design of a handle; a rear view, a top view and a bottom view thereof being the same as the front view;
 FIG. 2 is a left side view of the first embodiment of our new design of the handle;
 FIG. 3 is a right side view of the first embodiment of our new design of the handle; and,
 FIG. 4 is a perspective view of the first embodiment of our new design of the handle.

1 Claim, 2 Drawing Sheets



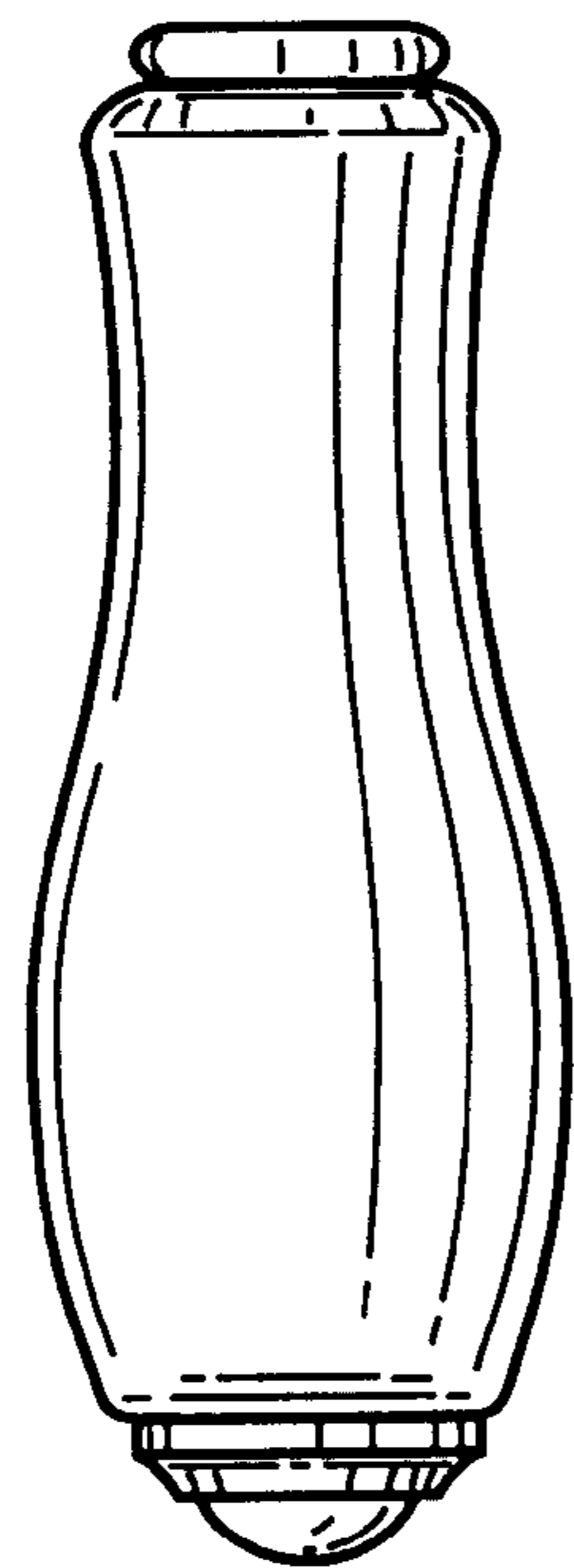


Fig. 1

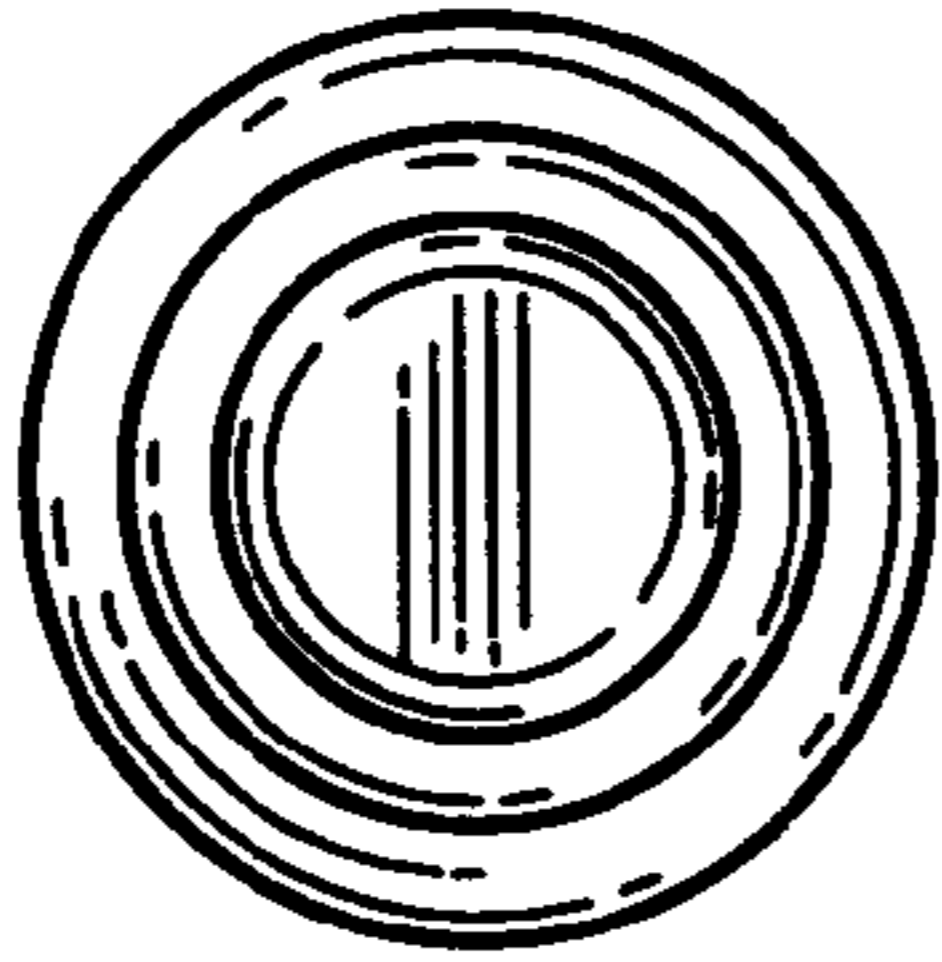


Fig. 2

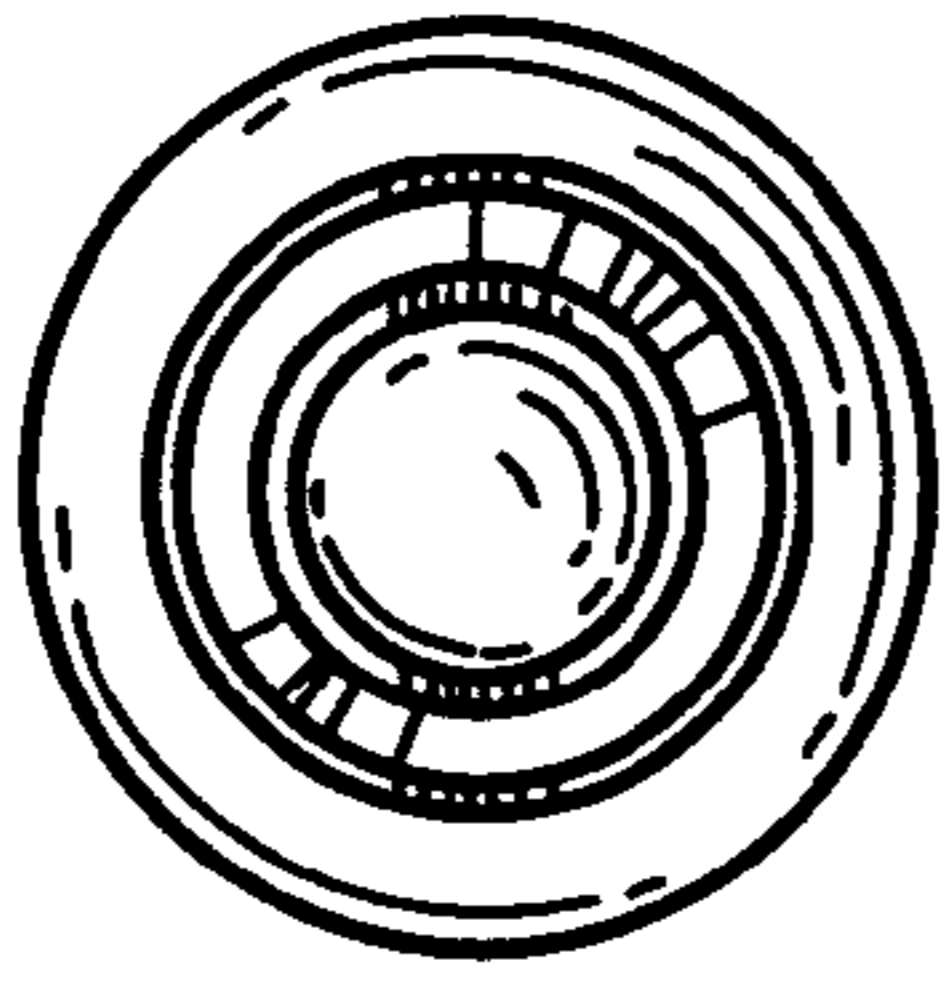


Fig. 3

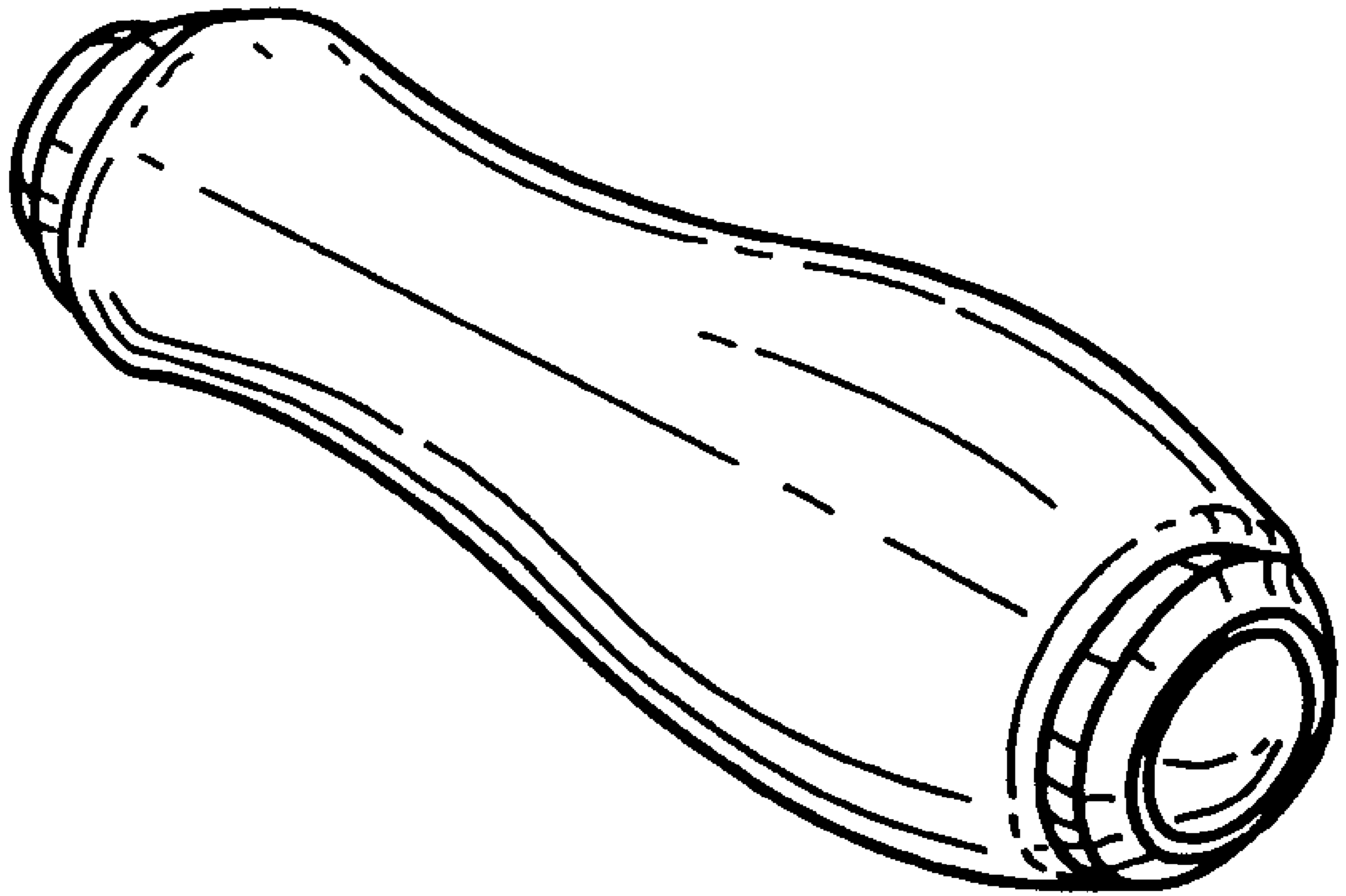


Fig. 4