



US00D437916S

(12) **United States Design Patent**
Wang

(10) **Patent No.:** **US D437,916 S**

(45) **Date of Patent:** **** Feb. 20, 2001**

(54) **HANDLE FOR LONG HANDLED SPRAY GUN**

5,615,837 * 4/1997 Roman 239/530

* cited by examiner

(75) Inventor: **King-Yuan Wang**, Changhua Hsien (TW)

Primary Examiner—Robin V. Taylor

(74) *Attorney, Agent, or Firm*—Bacon & Thomas, PLLC

(73) Assignee: **Yuan Mei Corp.**, Changhua Hsien (TW)

(57) **CLAIM**

(**) Term: **14 Years**

The ornamental design for handle for long handled spray gun, as shown and described.

(21) Appl. No.: **29/124,196**

DESCRIPTION

(22) Filed: **Jun. 1, 2000**

FIG. 1 is a perspective view of handle for long handled spray gun showing my new design;

(51) **LOC (7) Cl.** **23-01**

FIG. 2 is a front view thereof;

(52) **U.S. Cl.** **D23/223**

FIG. 3 is a rear view thereof;

(58) **Field of Search** D23/213, 223, D23/226; 239/530-532, 525

FIG. 4 is a left side view thereof, the right side is identical;

FIG. 5 is top view thereof;

FIG. 6 is a bottom view thereof; and,

(56) **References Cited**

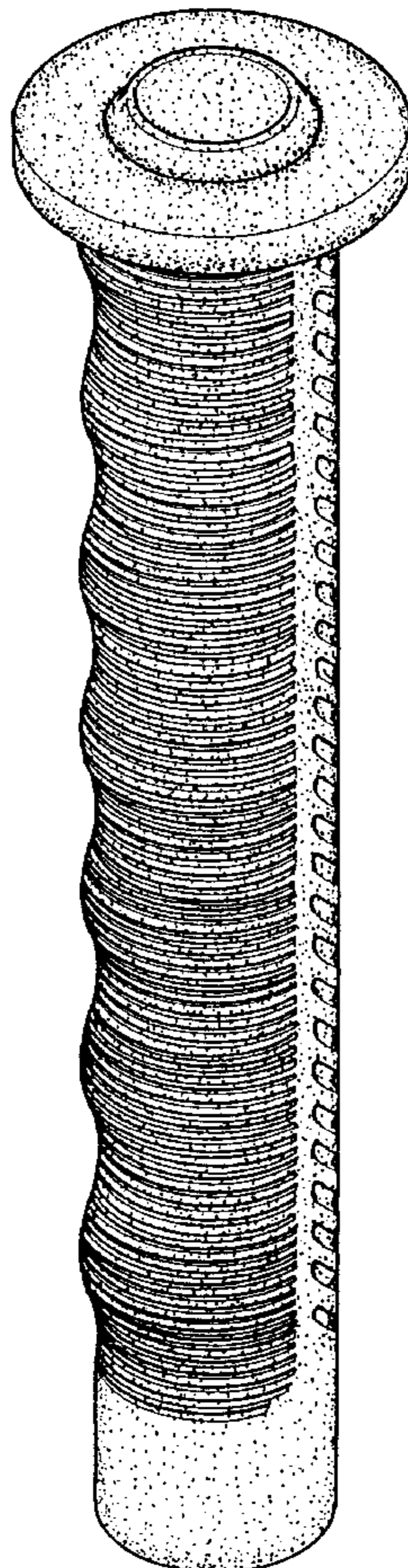
FIG. 7 is a perspective view showing the application of the handle to a long handled spray gun.

U.S. PATENT DOCUMENTS

The broken line showing of a spray gun in FIG. 7 is for illustrative purposes only and forms no part of the claimed design.

- D. 390,914 * 2/1998 Wang D23/223
- D. 417,255 * 11/1999 Kuo D23/223
- D. 421,481 * 3/2000 Kuo D23/223
- 2,289,889 * 7/1942 Stick et al. 239/530

1 Claim, 3 Drawing Sheets



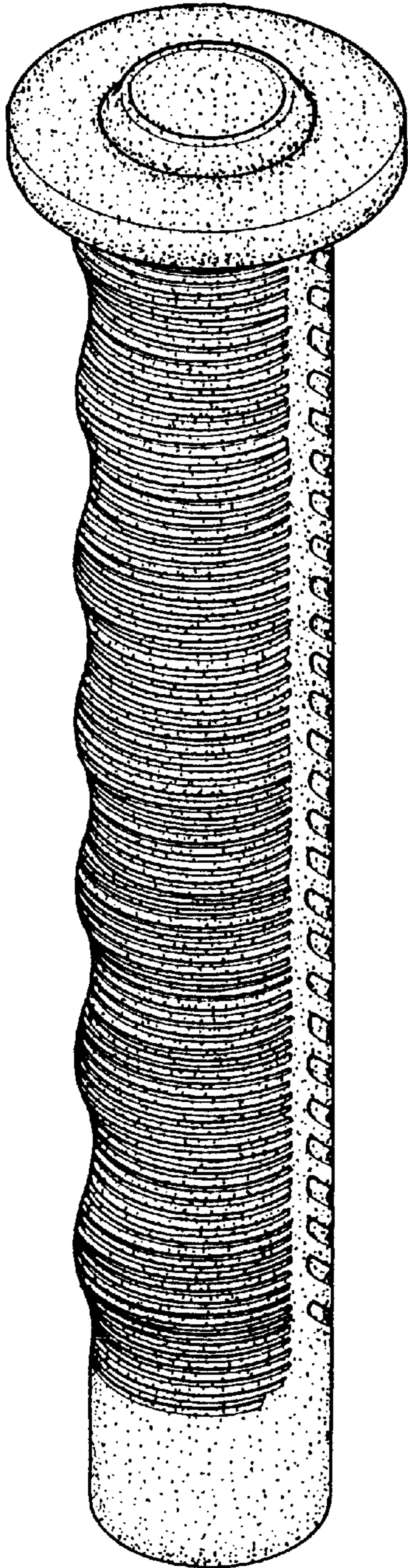


FIG. 1




FIG. 2




FIG. 4

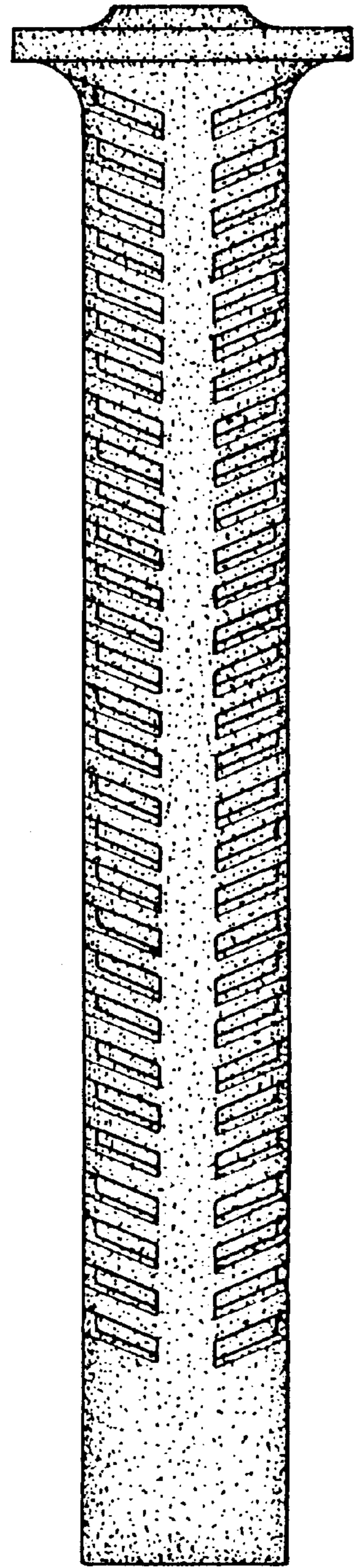


FIG. 3

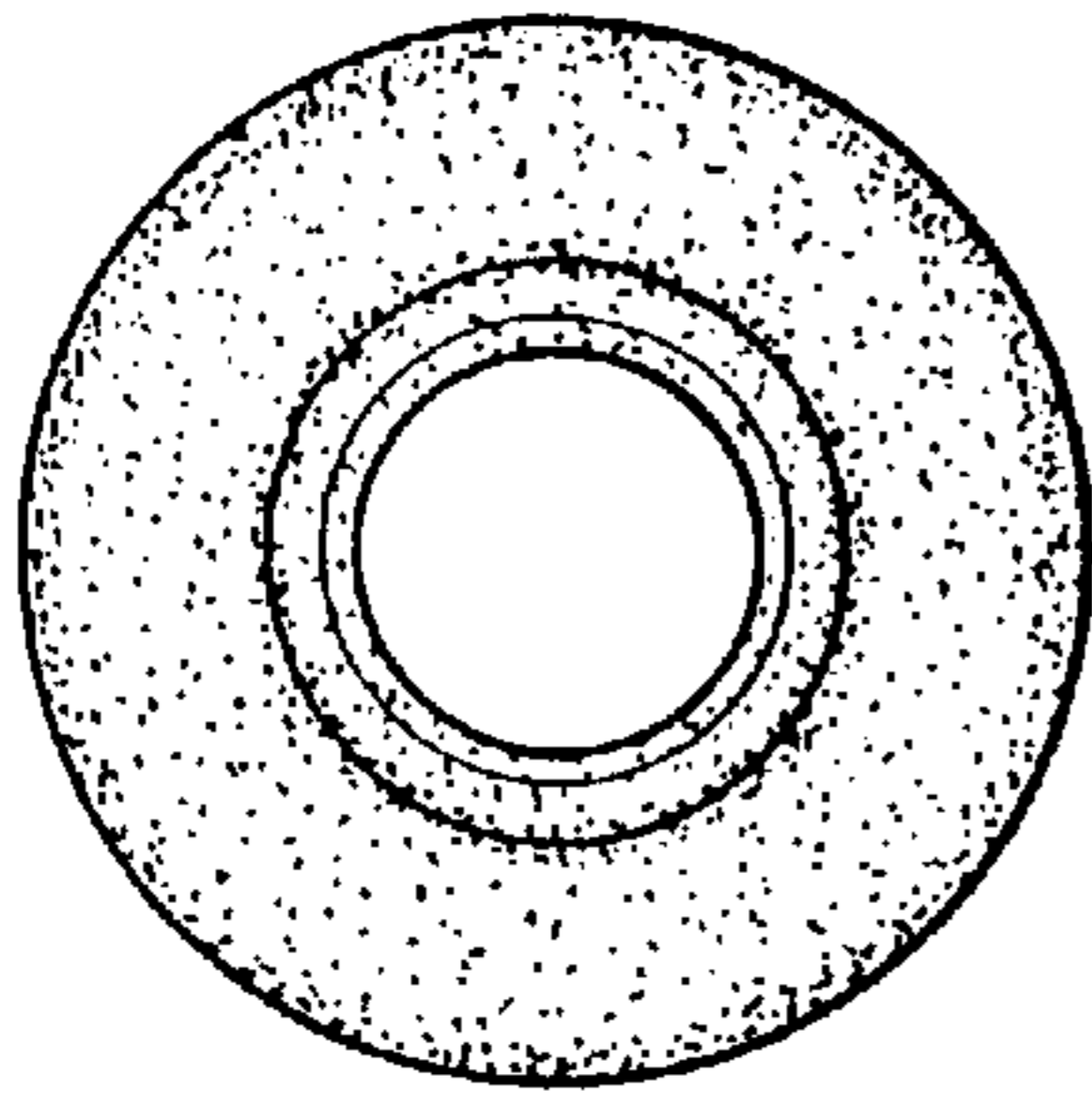


FIG. 5

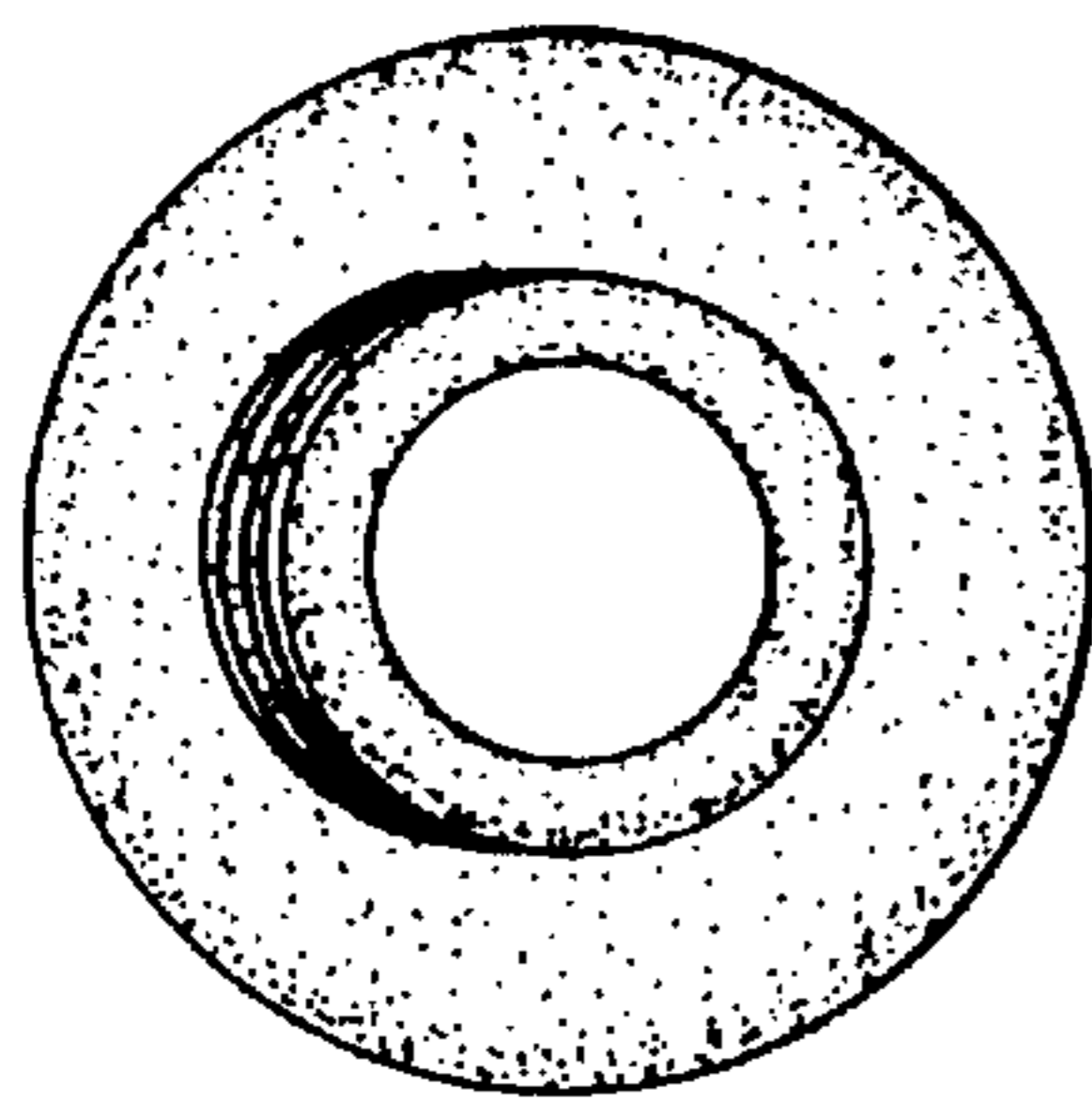


FIG. 6

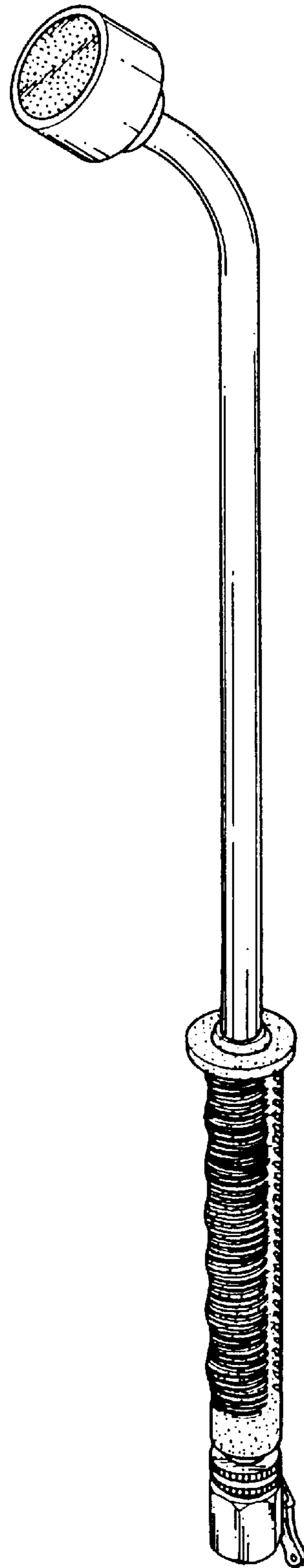


FIG. 7