



US00D437897S

(12) **United States Design Patent**
Uchida

(10) **Patent No.:** **US D437,897 S**

(45) **Date of Patent:** **** Feb. 20, 2001**

(54) **TOY TRAIN**

(75) **Inventor:** **Yoshie Uchida, Tokyo (JP)**

(73) **Assignee:** **Tomy Company, Ltd., Tokyo (JP)**

(**) **Term:** **14 Years**

(21) **Appl. No.:** **29/116,832**

(22) **Filed:** **Jan. 12, 2000**

(30) **Foreign Application Priority Data**

Jul. 13, 1999 (JP) 11-18783

(51) **LOC (7) Cl.** **21-01**

(52) **U.S. Cl.** **D21/541**

(58) **Field of Search** D21/427, 540,
D21/541; D12/37, 38; 446/467, 410, 447,
433; 105/1.5, 29.2; 104/DIG. 1

(56) **References Cited**

U.S. PATENT DOCUMENTS

- D. 138,113 * 6/1944 Baron D21/541
- D. 164,921 * 10/1951 Girardy et al. D12/38
- D. 206,838 * 1/1967 Hawes D12/37
- D. 325,227 * 4/1992 Oshimi et al. D21/541

- D. 329,028 * 9/1992 Malewicki D12/37
- 2,019,690 * 11/1935 McKeige 446/467
- 3,041,983 * 7/1962 Liversidge et al. D21/540
- 3,780,668 * 12/1973 Schwarzler et al. D12/37

OTHER PUBLICATIONS

Brio Wooden Railway cat., P18, 1993.*

* cited by examiner

Primary Examiner—Raphael Barkai

(74) *Attorney, Agent, or Firm*—Staas &Halsey LLP

(57) **CLAIM**

The ornamental design for the toy train, as shown.

DESCRIPTION

FIG. 1 is a perspective view of the toy train embodying the new design;
 FIG. 2 is a front elevational view thereof;
 FIG. 3 is a rear elevational view thereof;
 FIG. 4 is a top plan view thereof;
 FIG. 5 is a bottom plan view thereof;
 FIG. 6 is a left-side elevational view thereof; and,
 FIG. 7 is a right-side elevational view thereof.

1 Claim, 3 Drawing Sheets




FIG. 1




FIG. 2

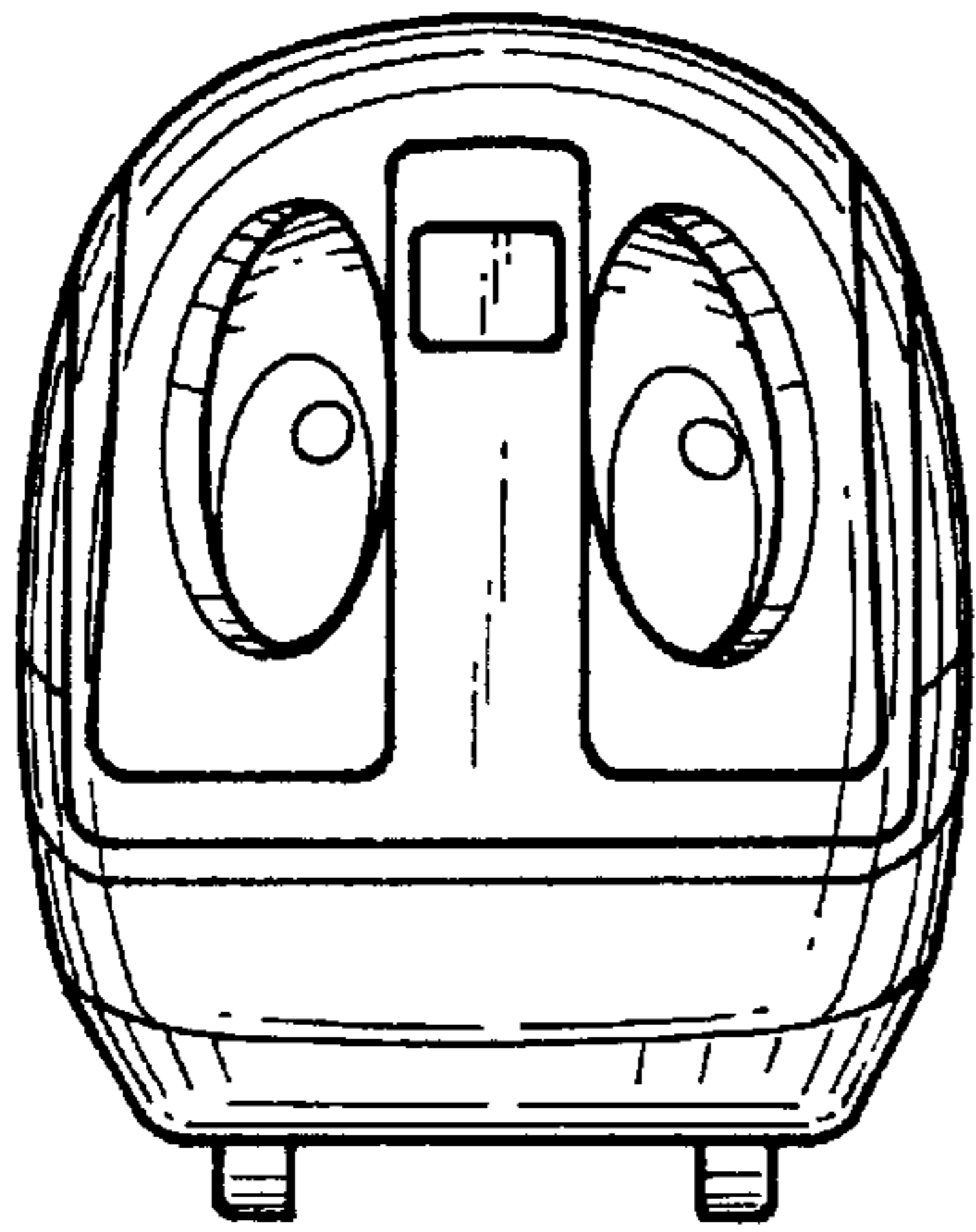


FIG. 3

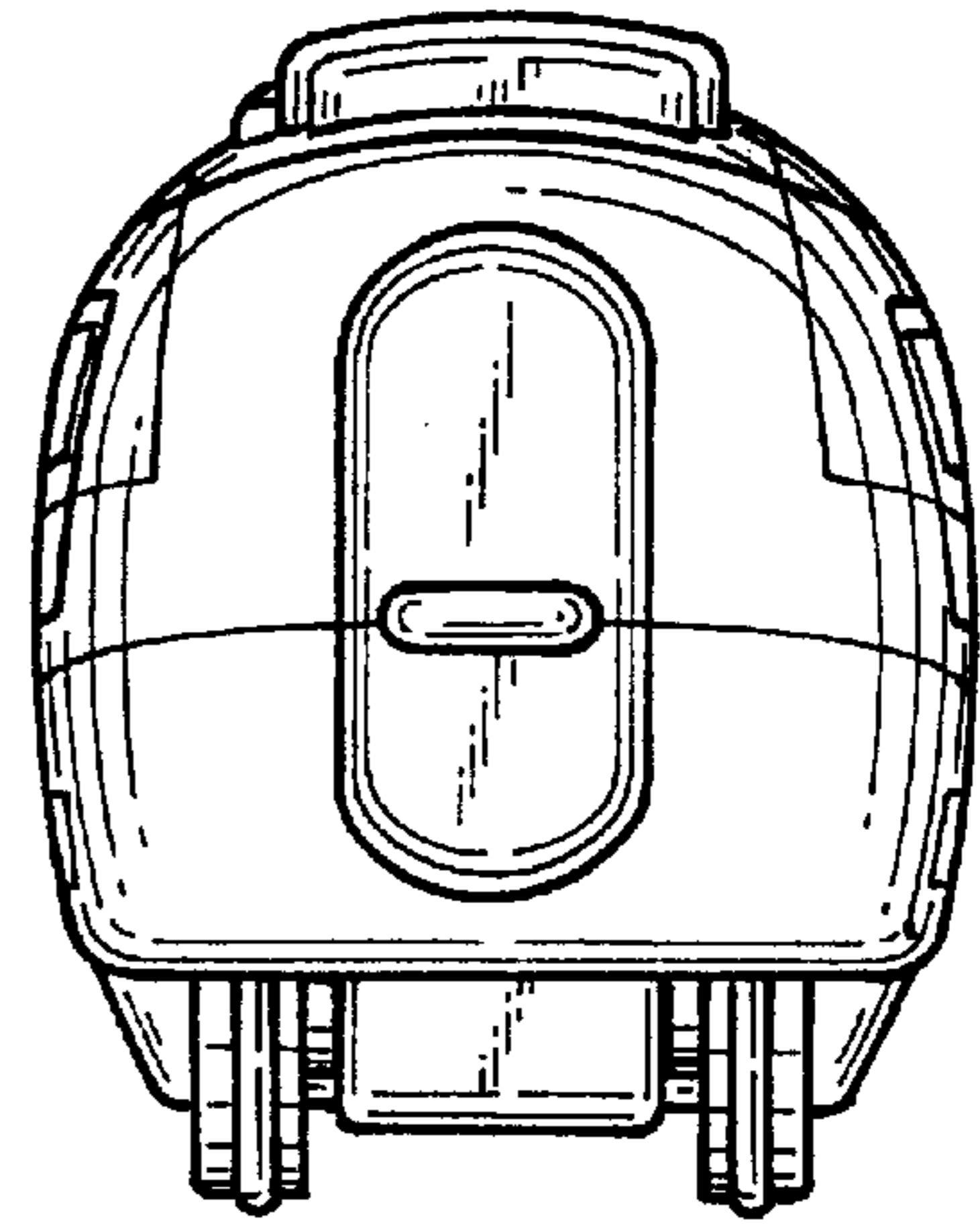


FIG. 4

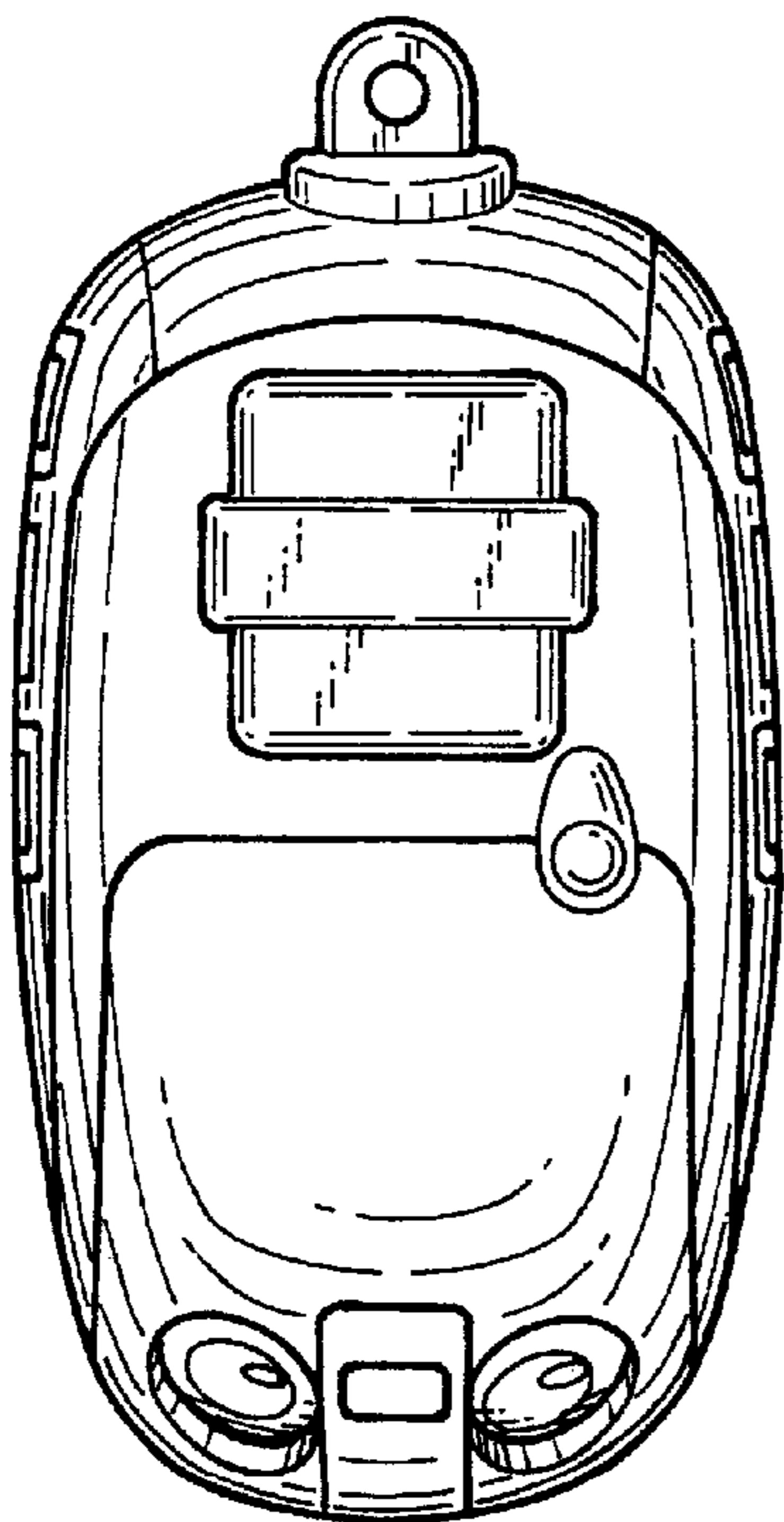


FIG. 5

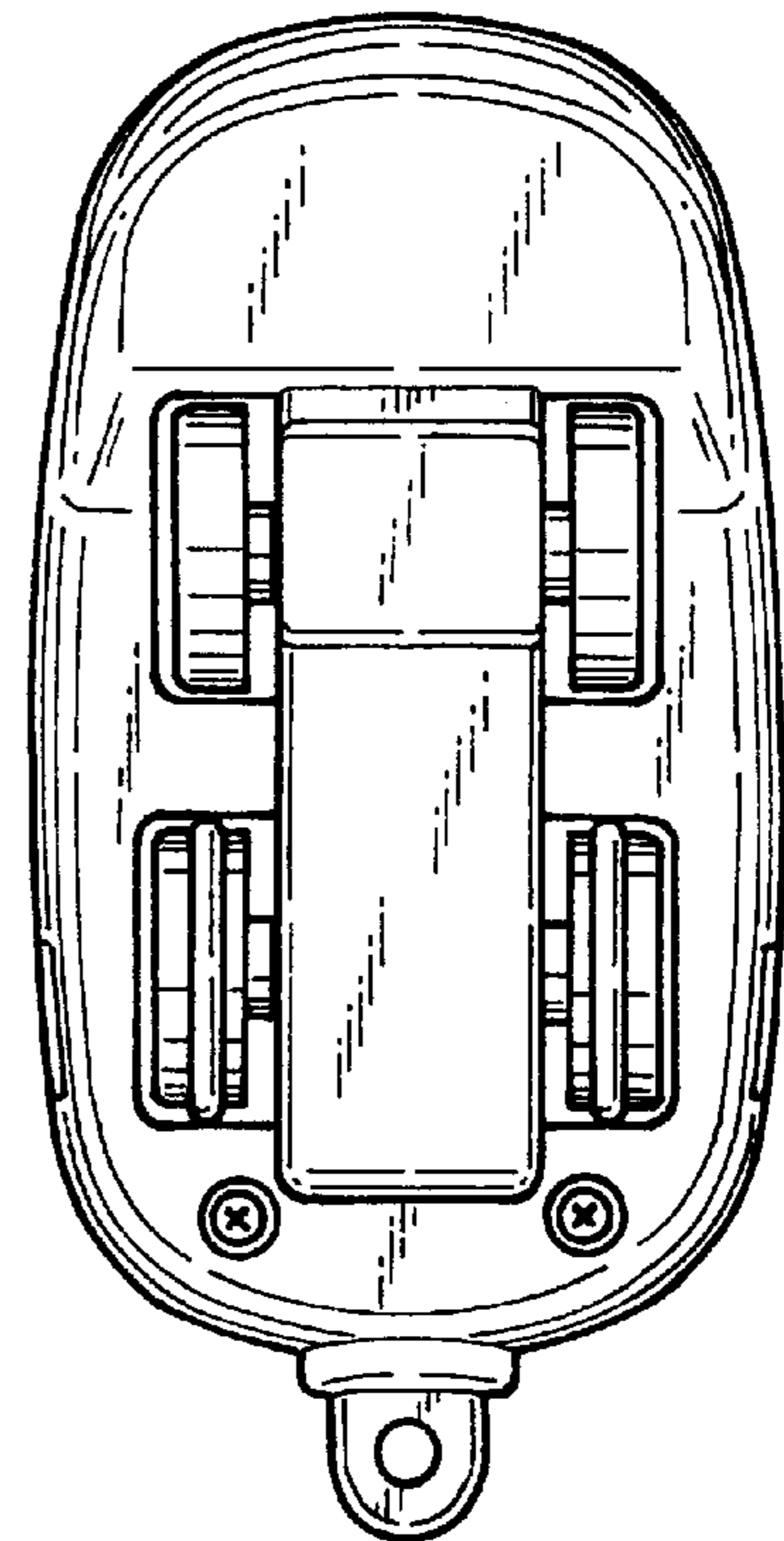


FIG. 6




FIG. 7

