



US00D437889S

(12) **United States Design Patent**
Richter

(10) **Patent No.:** **US D437,889 S**

(45) **Date of Patent:** **** Feb. 20, 2001**

(54) **PEN HOLDER**

(75) Inventor: **Alison Richter**, Danville, CA (US)

(73) Assignee: **Manufacturing Modes, Inc.**, Walnut Creek, CA (US)

(**) Term: **14 Years**

(21) Appl. No.: **29/113,436**

(22) Filed: **Nov. 3, 1999**

(51) **LOC (7) Cl.** **19-06**

(52) **U.S. Cl.** **D19/84; D19/44; D19/46**

(58) **Field of Search** D19/35, 36, 41-51,
D19/53-58, 81-85, 77, 65; D9/415; 224/600,
607, 611; 401/6, 7, 8, 88, 52, 195; 211/69.1-69.9;
206/214, 371

(56) **References Cited**

U.S. PATENT DOCUMENTS

- D. 185,331 * 5/1959 Tannenbaum D19/44
- D. 268,331 * 3/1983 Kay et al. D9/415
- D. 333,151 * 2/1993 Hochfeld D19/36
- D. 338,239 * 8/1993 Hochfeld D19/82

- D. 338,916 * 8/1993 Hoover et al. D19/84
- D. 352,959 * 11/1994 Wolff D19/36
- D. 368,428 * 4/1996 Croft D9/415
- D. 420,577 * 2/2000 Steel et al. D9/415

* cited by examiner

Primary Examiner—Martie K. Holtje

(74) *Attorney, Agent, or Firm*—Malcolm B. Wittenberg

(57) **CLAIM**

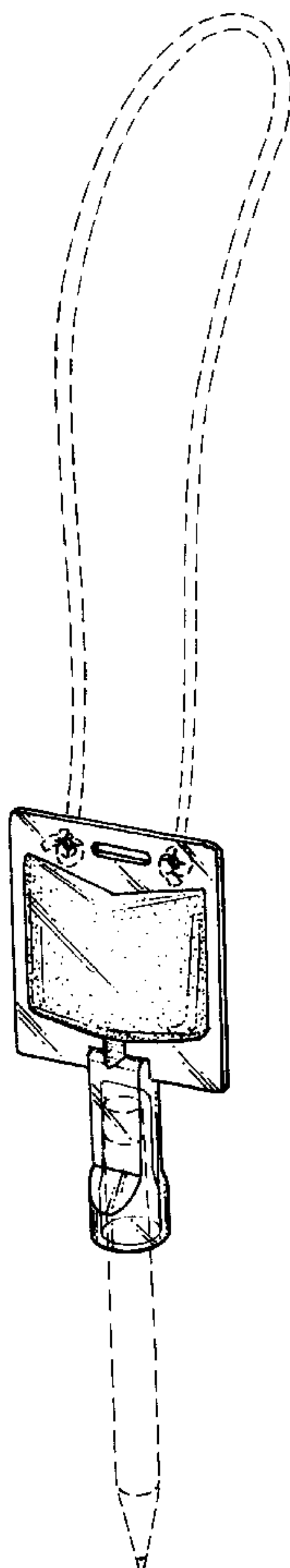
The ornamental design for a pen holder, as shown and described.

DESCRIPTION

FIG. 1 shows a perspective view;
FIG. 2 shows a top view;
FIG. 3 shows a front view;
FIG. 4 shows a side view; and,
FIG. 5 shows a bottom view.

The suspension loop and writing instrument depicted by means of broken lines in FIG. 1 have been shown for illustrative purposes only and form no part of the claimed design.

1 Claim, 1 Drawing Sheet



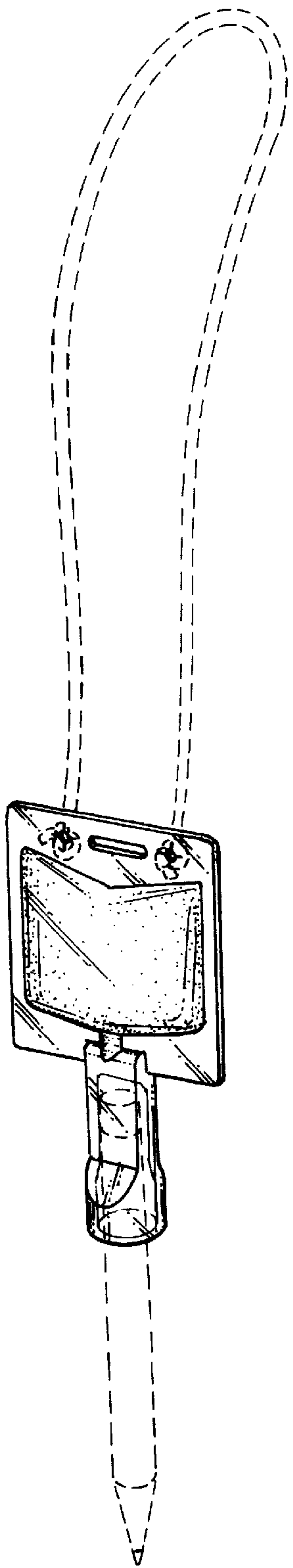


FIG. 1.

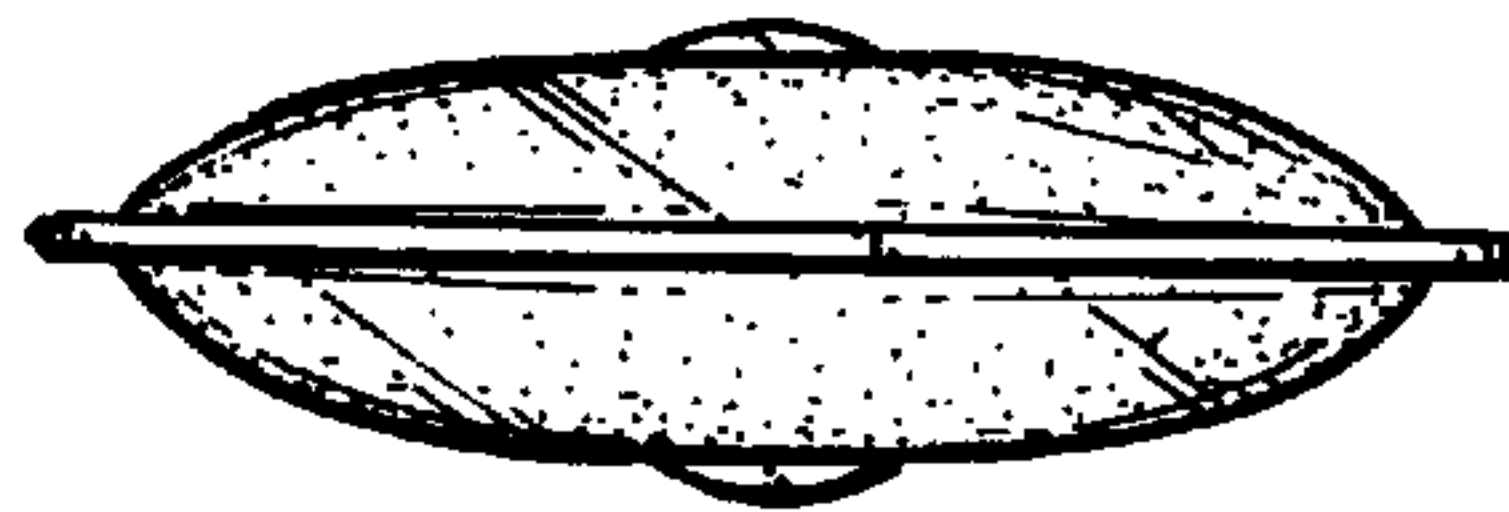


FIG. 2.

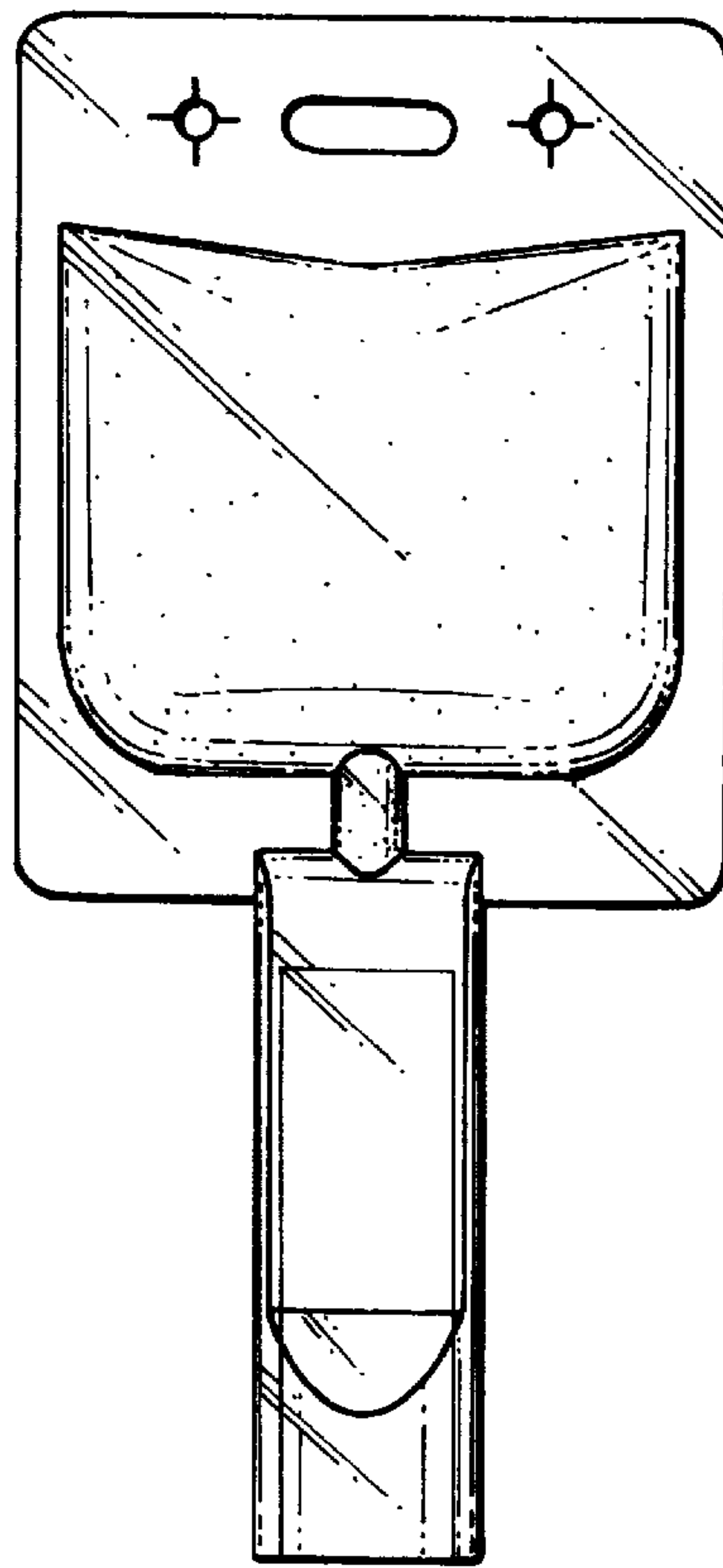


FIG. 3.

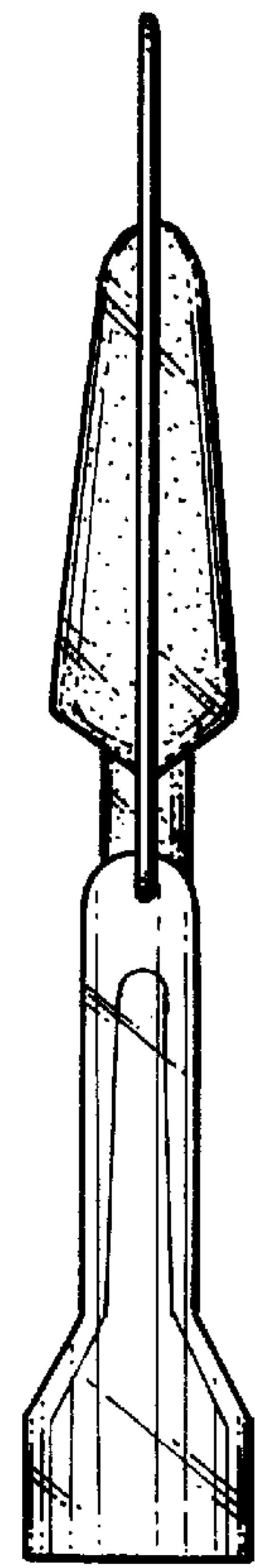


FIG. 4.

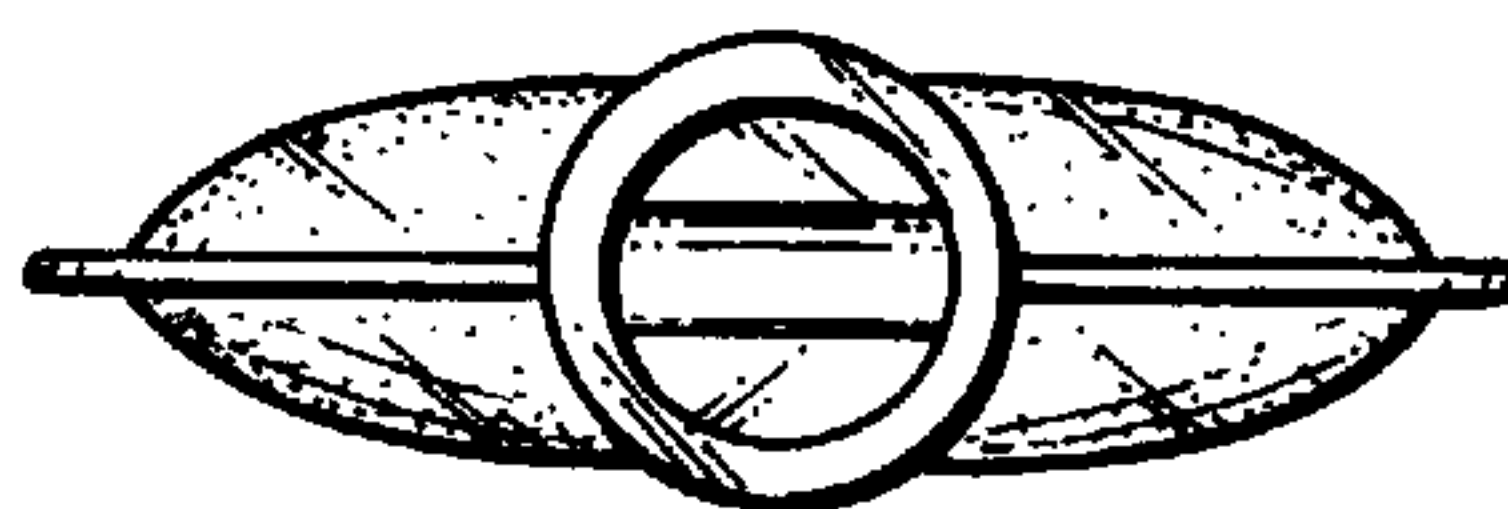


FIG. 5.