



US00D437875S

(12) **United States Design Patent**
Ridinger

(10) **Patent No.:** **US D437,875 S**

(45) **Date of Patent:** **** Feb. 20, 2001**

(54) **GUITAR BODY**

5,010,802 * 4/1991 Lanham 84/743

(76) Inventor: **Steve Ridinger**, 6 Venture #100, Irvine,
CA (US) 92718

* cited by examiner

(**) Term: **14 Years**

Primary Examiner—Adir Aronovich
(74) *Attorney, Agent, or Firm*—Joseph T. Leone, Esq.;
DeWitt Ross & Stevens S.C.

(21) Appl. No.: **29/107,957**

(57) **CLAIM**

(22) Filed: **Jul. 16, 1999**

The ornamental design for a guitar body, as shown and described.

(51) **LOC (7) Cl.** **17-03**

(52) **U.S. Cl.** **D17/20; D17/14**

(58) **Field of Search** **D17/14, 15, 18-20;**
84/267, 291, 293, 743

DESCRIPTION

FIG. 1 is a top plan view of a guitar body according to the invention, the broken lines designating environmental elements which form no part of the claimed design; the bottom plan view being a mirror image thereof; FIG. 2 is a left side elevational view thereof; FIG. 3 is a right side elevational view thereof; FIG. 4 is a rear elevational view thereof; and, FIG. 5 is a front elevational view thereof.

(56) **References Cited**

U.S. PATENT DOCUMENTS

D. 239,564	*	4/1976	Bevill	D17/14
D. 258,290	*	2/1981	Hayashi	D17/14
D. 269,437	*	6/1983	Wilson et al.	D17/14
D. 349,721	*	8/1994	Riboloff	D17/20
D. 407,430	*	3/1999	Rosenberg et al.	D17/20

1 Claim, 1 Drawing Sheet






FIG. 2

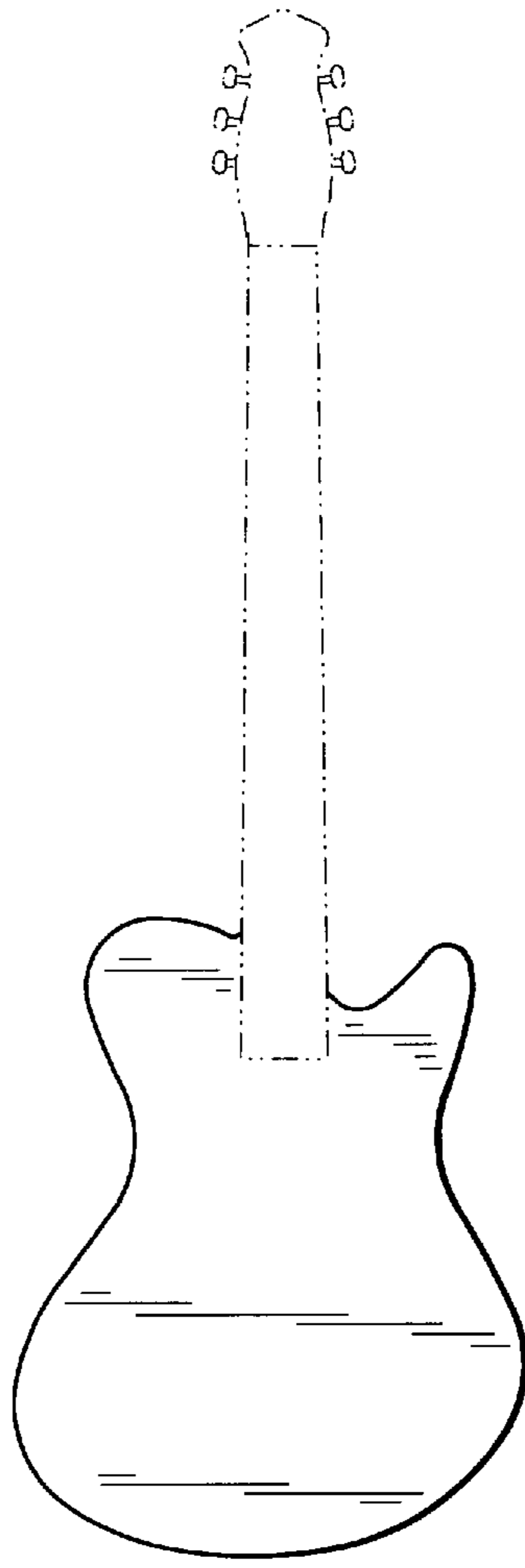


FIG. 1



FIG. 3

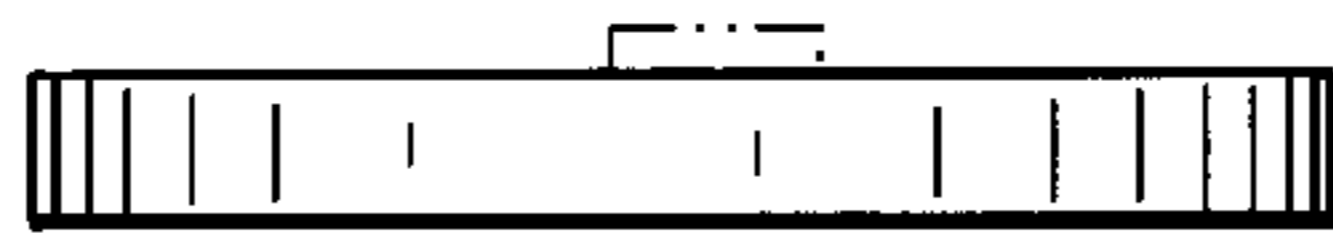


FIG. 4



FIG. 5