



US00D437874S

(12) **United States Design Patent**
Lepeu et al.

(10) **Patent No.:** **US D437,874 S**

(45) **Date of Patent:** **** Feb. 20, 2001**

(54) **SPECTACLES**

(75) **Inventors:** **Richard Lepeu**, Paris; **Jacques Diltor**,
Garenne, both of (FR)

(73) **Assignee:** **Cartier International B.V.**, Amsterdam
(NL)

(**) **Term:** **14 Years**

(21) **Appl. No.:** **29/111,808**

(22) **Filed:** **Oct. 6, 1999**

(30) **Foreign Application Priority Data**

Apr. 6, 1999 (XH) DM/047 504

(51) **LOC (7) Cl.** **16-06**

(52) **U.S. Cl.** **D16/328; D16/327**

(58) **Field of Search** D16/300, 101,
D16/306, 321, 323-330, 334, 335, 341;
351/41, 44, 51, 52, 111, 158; 2/448

(56) **References Cited**

U.S. PATENT DOCUMENTS

D. 99,775 * 5/1936 Bouchard D16/334

D. 114,260 * 4/1939 Brunetti D16/328
D. 181,972 * 1/1958 Goodman D16/335
D. 346,812 * 5/1994 Luzibauer D16/321
D. 378,376 * 3/1997 Tsai D16/327
D. 401,608 * 11/1998 Eberle et al. D16/335

* cited by examiner

Primary Examiner—Raphael Barkai

(74) *Attorney, Agent, or Firm*—Oliff & Berridge, PLC

(57) **CLAIM**

The ornamental design for spectacles, as shown and described.

DESCRIPTION

FIG. 1 is a front view of the spectacles;


FIG. 2 is a rear view thereof;

FIG. 3 is a left side view thereof, the right side view being a mirror image;

FIG. 4 is a top view thereof; and,

FIG. 5 is a bottom view thereof.

1 Claim, 3 Drawing Sheets






Fig. 1

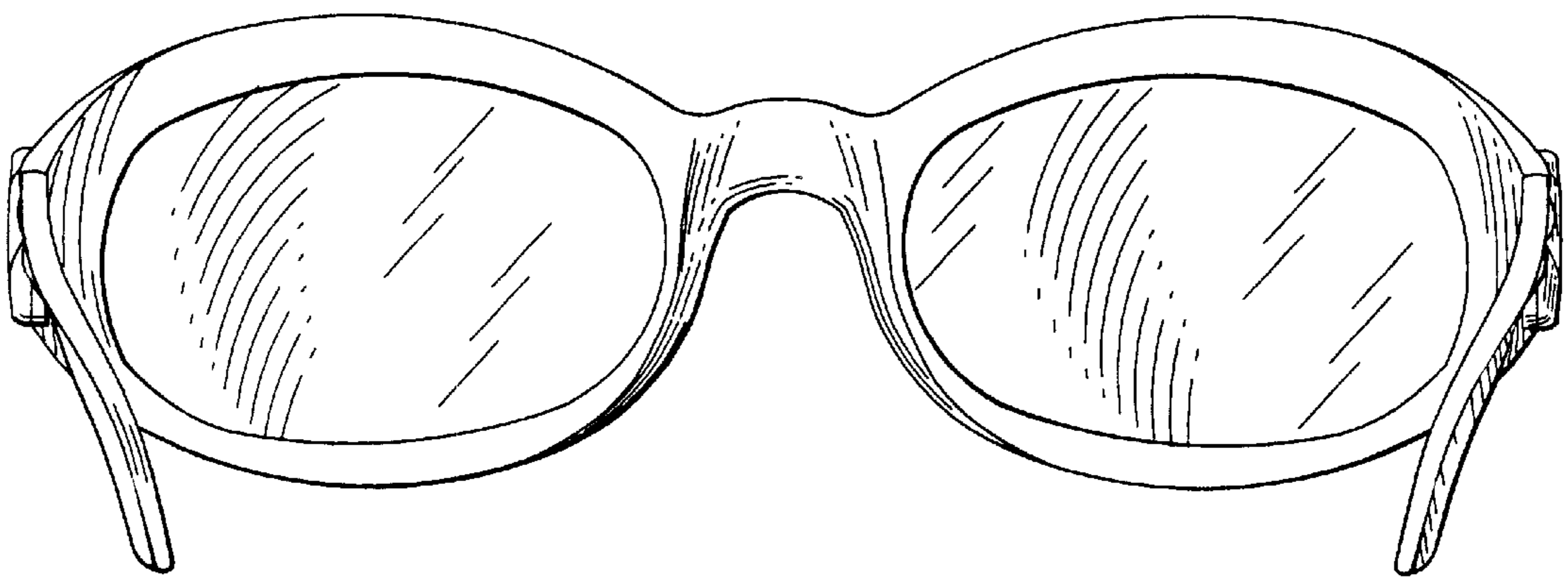


Fig. 2

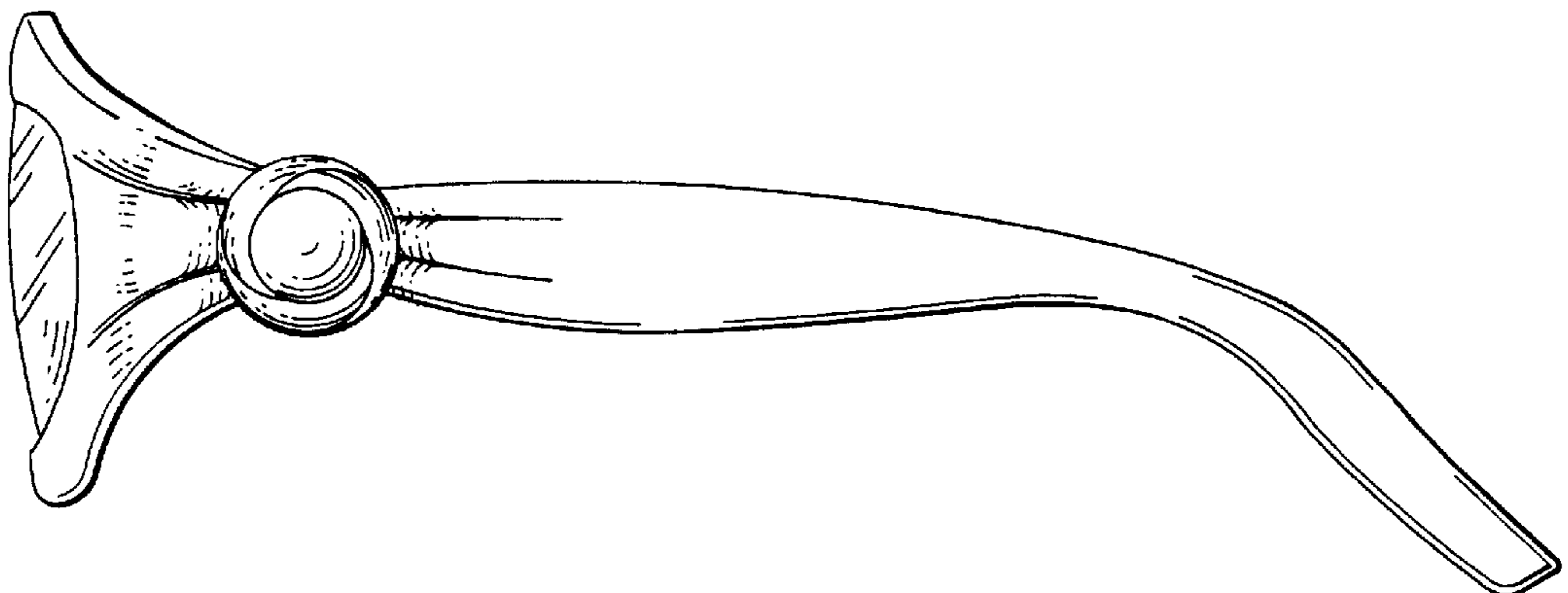


Fig. 3




FIG. 4




FIG. 5