



US00D437862S

(12) **United States Design Patent**  
**Shaw**

(10) **Patent No.:** **US D437,862 S**

(45) **Date of Patent:** **\*\* Feb. 20, 2001**

(54) **WINDOW SECTION**

5,551,826	9/1996	Todd et al. ....	414/685
5,918,694	7/1999	Miller et al. ....	180/89.14
5,941,330	8/1999	Miller et al. ....	180/89.15

(75) Inventor: **Kevin Michael Shaw**, Knoxville, TN (US)

**OTHER PUBLICATIONS**

(73) Assignee: **Deere & Company**, Moline, IL (US)

FAI s.p.a., FAI Panda, pp. 1–14, see particularly p. 10, publication date—unknown, published in Europe.

(\*\*) Term: **14 Years**

\* cited by examiner

(21) Appl. No.: **29/113,444**

*Primary Examiner*—Sandra L. Morris

(22) Filed: **Nov. 5, 1999**

(57) **CLAIM**

(51) **LOC (7) Cl.** ..... **15-04**

(52) **U.S. Cl.** ..... **D15/28**

(58) **Field of Search** ..... D15/10, 22–26,  
D15/28, 30; D12/400; 180/89.1, 89.12,  
89.14, 900; 414/686

The ornamental design for a window section, as shown and described.

**DESCRIPTION**

(56) **References Cited**

**U.S. PATENT DOCUMENTS**

D. 247,814	*	5/1978	Johnson et al. ....	D15/23
D. 272,826		2/1984	Cochran et al. ....	D15/25
D. 314,389		2/1991	Lynnes et al. ....	D15/25
D. 322,792		12/1991	Park .....	D15/25
D. 376,372		12/1996	Little et al. ....	D15/23
D. 407,416		3/1999	Miller et al. ....	D15/28
D. 419,568	*	1/2000	Baig et al. ....	D15/25
4,055,262		10/1977	Bauer et al. ....	214/140
4,408,672		10/1983	Albright et al. ....	180/89.14
4,811,983		3/1989	Watts et al. ....	296/190
5,029,918		7/1991	Albright et al. ....	293/126
5,042,602	*	8/1991	Nakatani et al. ....	180/89.14
5,542,814		8/1996	Ashcroft et al. ....	414/786

FIG. 1 is an elevated rear perspective view of a window section, the broken line showing of the vehicle and tool being for illustrative purposes only, and forms no part of the claimed design.

FIG. 2 is an enlarged side view of the window section design of FIG. 1.


FIG. 3 is an enlarged rear view of the window section design of FIG. 1.

FIG. 4 is an enlarged front view of the window section design of FIG. 1.

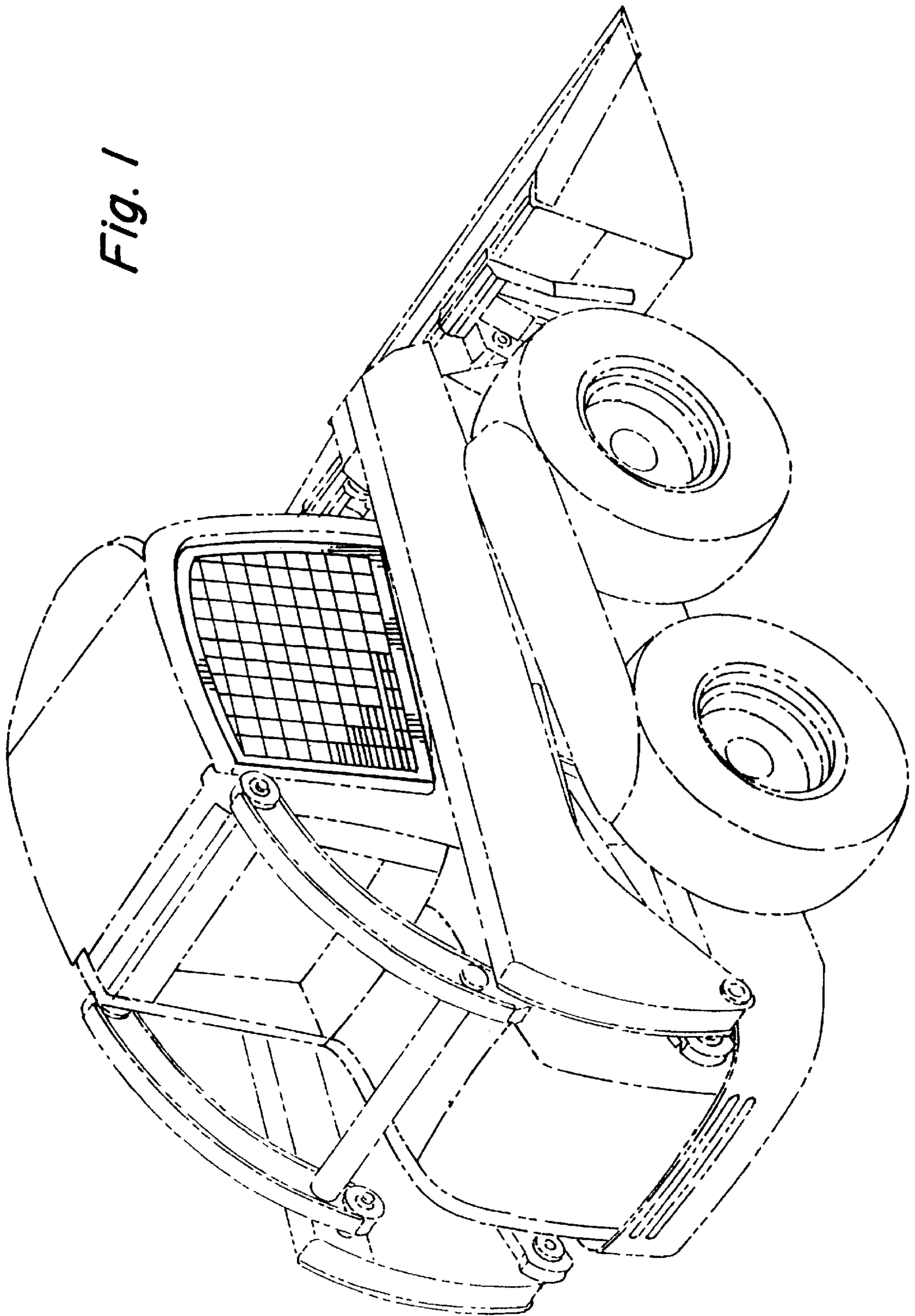
FIG. 5 is an enlarged top view of the window section design of FIG. 1; and,

FIG. 6 is an enlarged bottom view of an window section design of FIG. 1.

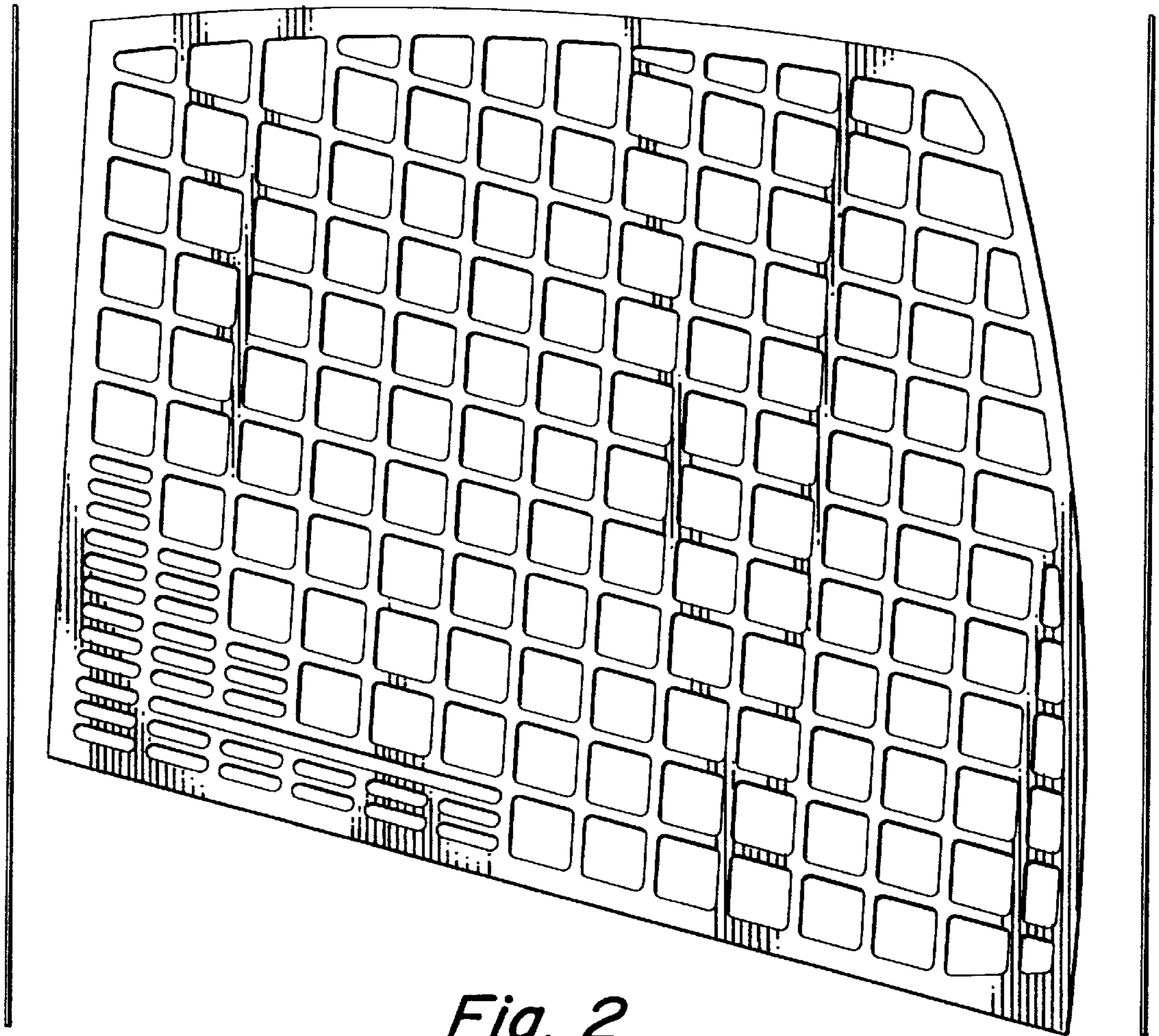
**1 Claim, 2 Drawing Sheets**



*Fig. 1*



*Fig. 5*



*Fig. 2*

*Fig. 3*

*Fig. 4*

*Fig. 6*