



US00D437855S

(12) **United States Design Patent**  
**Sanders**

(10) **Patent No.:** **US D437,855 S**

(45) **Date of Patent:** **\*\* Feb. 20, 2001**

(54) **DIMPLED COMPUTER MOUSE**

(76) **Inventor:** **L. Kirk Sanders**, 2452 W. Arapahoe Ct., Littleton, CO (US) 80120

(\*\*) **Term:** **14 Years**

(21) **Appl. No.:** **29/111,449**

(22) **Filed:** **Sep. 28, 1999**

(51) **LOC (7) Cl.** ..... **14-02**

(52) **U.S. Cl.** ..... **D14/403; D14/408**

(58) **Field of Search** ..... **D14/114, 117.1-117.3; 463/37, 38; D13/158; D21/324; 345/156-167**

(56) **References Cited**

**U.S. PATENT DOCUMENTS**

D. 361,558	*	8/1995	Siano, Jr	.....	D14/114
D. 362,431	*	9/1995	Kaneko et al.	.....	D14/114
D. 373,762	*	9/1996	Samborsky	.....	D14/114
D. 378,516	*	3/1997	Smith et al.	.....	D14/114

\* cited by examiner

*Primary Examiner*—Kay H. Chin

(74) *Attorney, Agent, or Firm*—Sheridan Ross P.C.

(57) **CLAIM**

The ornamental design for a dimpled computer mouse, as shown.

**DESCRIPTION**

FIG. 1 is a perspective view of a dimpled computer mouse showing my new design;

FIG. 2 is a top plan view thereof;

FIG. 3 is a left side view thereof;

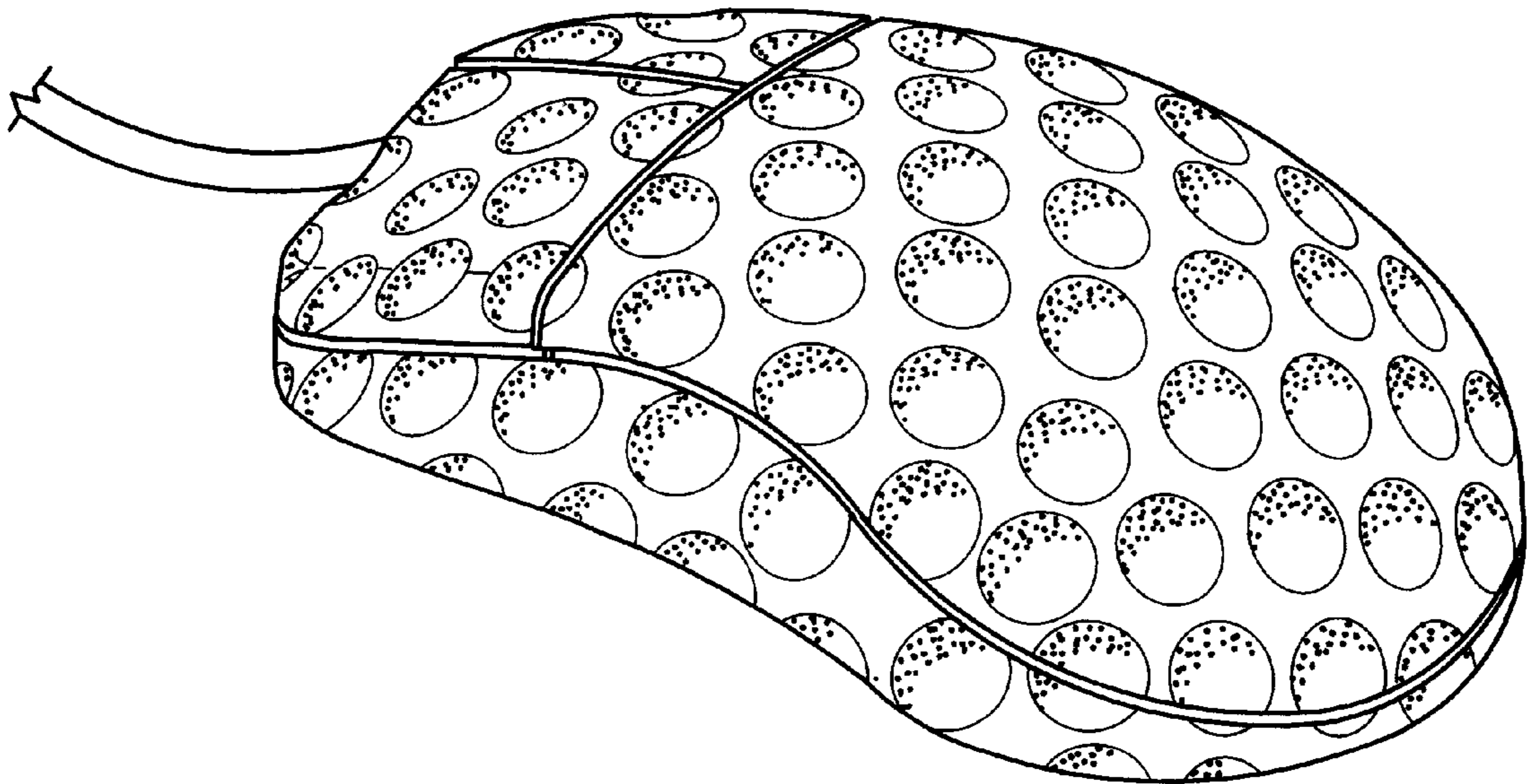
FIG. 4 is a bottom plan view thereof;

FIG. 5 is a right side view thereof;

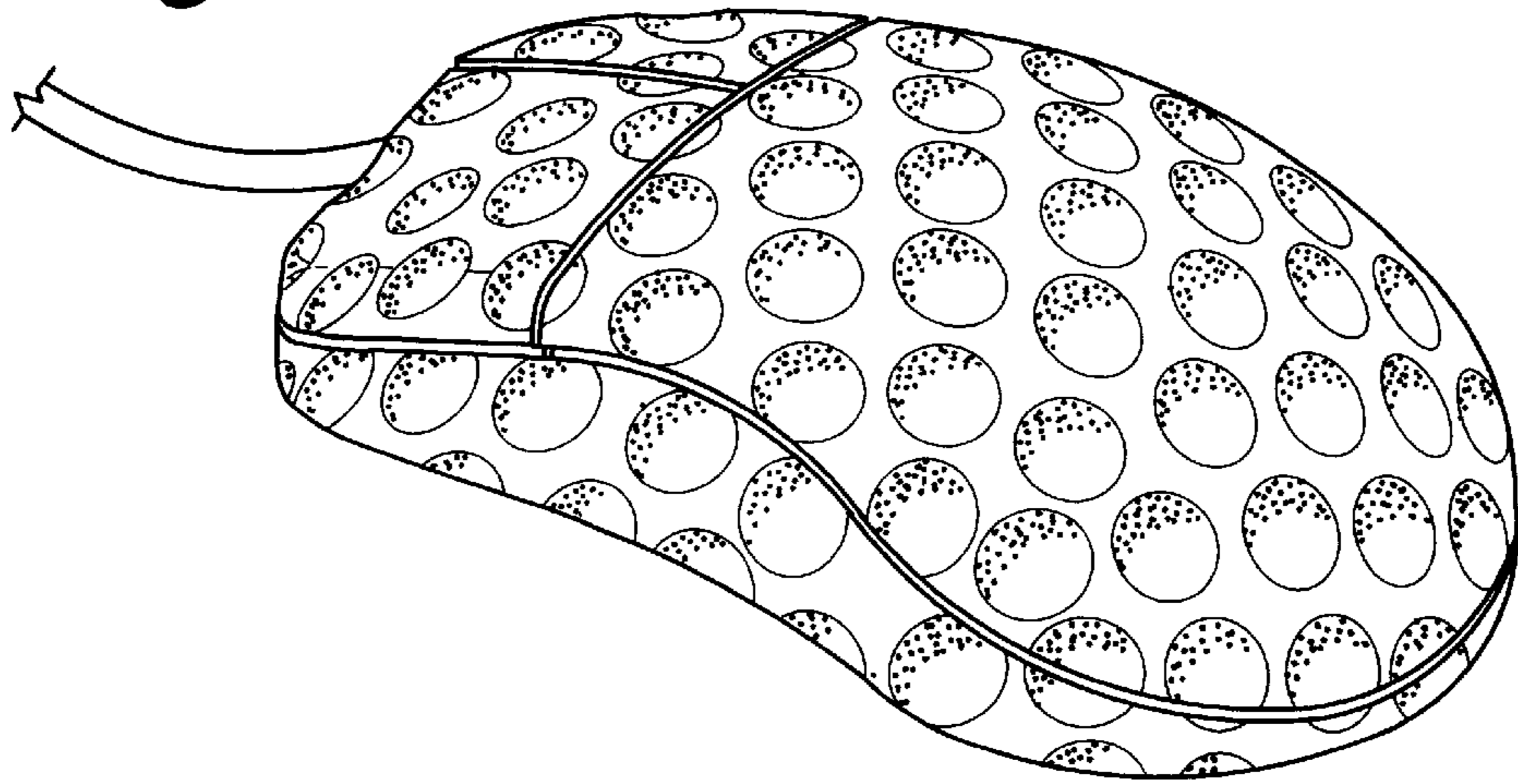
FIG. 6 is a front view thereof; and,

FIG. 7 is a back view thereof.

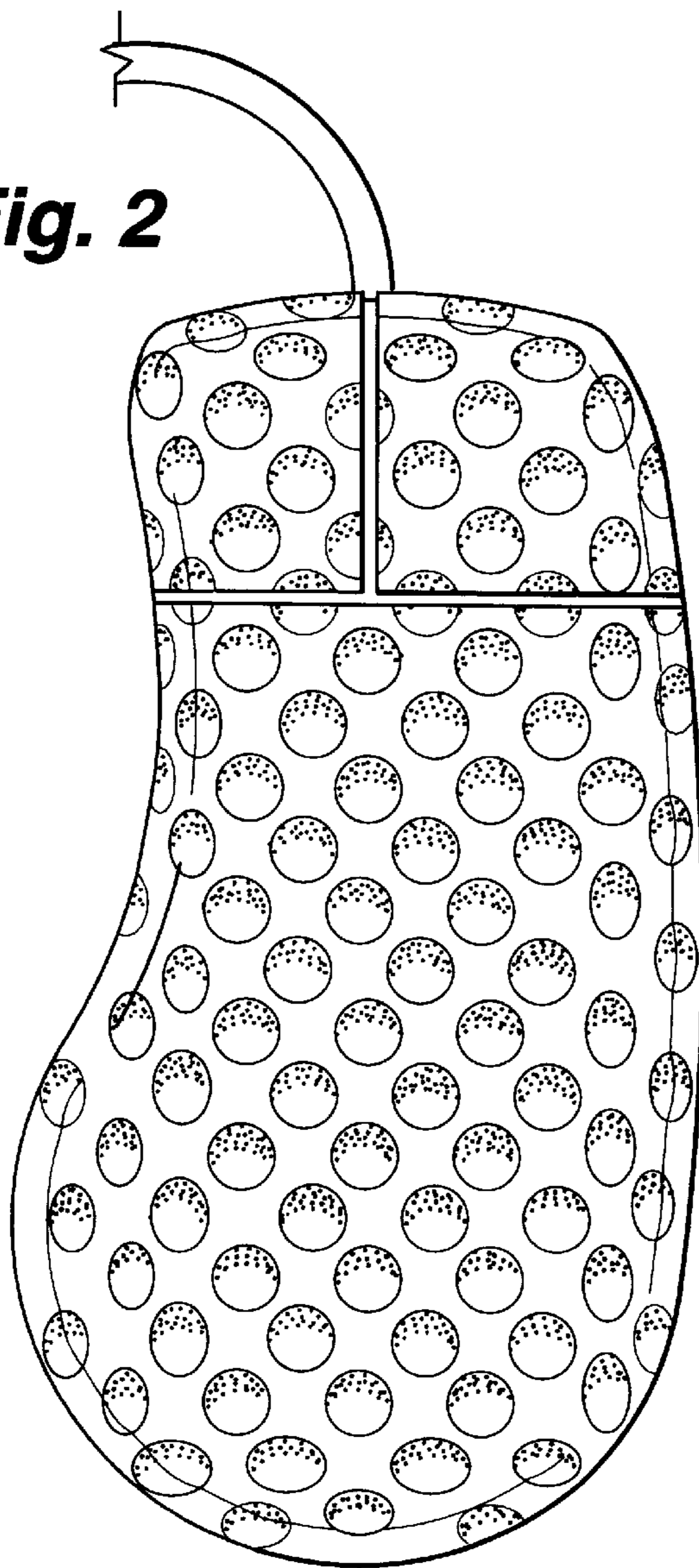
**1 Claim, 2 Drawing Sheets**



**Fig. 1**



**Fig. 2**



**Fig. 3**

