



US00D437853S

(12) **United States Design Patent**
Ledbetter et al.

(10) **Patent No.:** **US D437,853 S**

(45) **Date of Patent:** **** Feb. 20, 2001**

(54) **PORTION OF A COMPUTER INPUT DEVICE**

(75) Inventors: **Carl J. Ledbetter**, Lynnwood; **Steven W- Fisher**, Edmonds, both of WA (US)

(73) Assignee: **Microsoft Corporation**, Redmond, WA (US)

(**) Term: **14 Years**

(21) Appl. No.: **29/103,003**

(22) Filed: **Apr. 6, 1999**

(51) **LOC (7) Cl.** **14-02**

(52) **U.S. Cl.** **D14/402; D14/408**

(58) **Field of Search** D14/402-410,
D14/417, 432; 345/156-167; 200/5 R, 5 A,
6 R, 6 A; 273/148 B; 463/36, 37, 38; 74/471 XY

(56) **References Cited**

U.S. PATENT DOCUMENTS

D. 288,569	3/1987	Ida	D14/114
D. 328,597	8/1992	Clouss	D14/114
D. 330,706	11/1992	San-Yih	D14/114
D. 331,231	11/1992	Yang	D14/114
D. 336,900	6/1993	Pfeifer	D14/114
D. 337,321	7/1993	Koh et al.	D14/114
D. 340,923	11/1993	Tso	D14/114
D. 340,926	11/1993	Lin	D14/114
D. 343,392	1/1994	Harden et al.	D14/114
D. 344,498	2/1994	Leman	D14/114
D. 346,373	4/1994	Venolia et al.	D14/114
D. 348,057	6/1994	Bradley	D14/114
D. 349,493	8/1994	Cheng	.	
D. 354,484	1/1995	Skaggs	D14/114
D. 355,901	2/1995	Bradley	D14/114
D. 356,558	3/1995	Montgomery et al.	D14/114
D. 362,431	9/1995	Kaneko et al.	D14/114
D. 363,712	10/1995	Yamada	D14/114
D. 368,080	3/1996	Aeschbacher et al.	D14/114
D. 368,900	4/1996	Ma	D14/114
D. 369,593	5/1996	Ma	D14/114
D. 371,771	7/1996	Verstockt	D14/114
D. 372,904	8/1996	Lo	D14/114
D. 377,487	1/1997	Shih et al.	D14/114

D. 378,086	2/1997	Sheehan et al.	D14/114
D. 381,014	7/1997	Kraus et al.	D14/114
D. 381,968	8/1997	Edwards et al.	D14/114
D. 381,969	8/1997	Ratzlaff	D14/114
D. 381,970	8/1997	Gasca	D14/114
D. 381,971	8/1997	Wu	D14/114

(List continued on next page.)

FOREIGN PATENT DOCUMENTS

2 698 986	6/1994	(FR)	.
WO 92/14235	8/1992	(WO)	.

OTHER PUBLICATIONS

U.S. application No. 29/080,840, Kaneko et al., filed Nov. 26, 1997, pending.

U.S. application No. 29/083,068, Kaneko et al., filed Feb. 4, 1998, pending.

Primary Examiner—Kay H. Chin

(74) *Attorney, Agent, or Firm*—Banner & Witcoff, Ltd

(57) **CLAIM**

The ornamental design for a portion of a computer input device, as shown and described.

DESCRIPTION

FIG. 1 is a right-rear perspective view of a portion of a computer input device showing our new design;

FIG. 2 is a top plan view thereof;

FIG. 3 is a rear elevational view thereof;

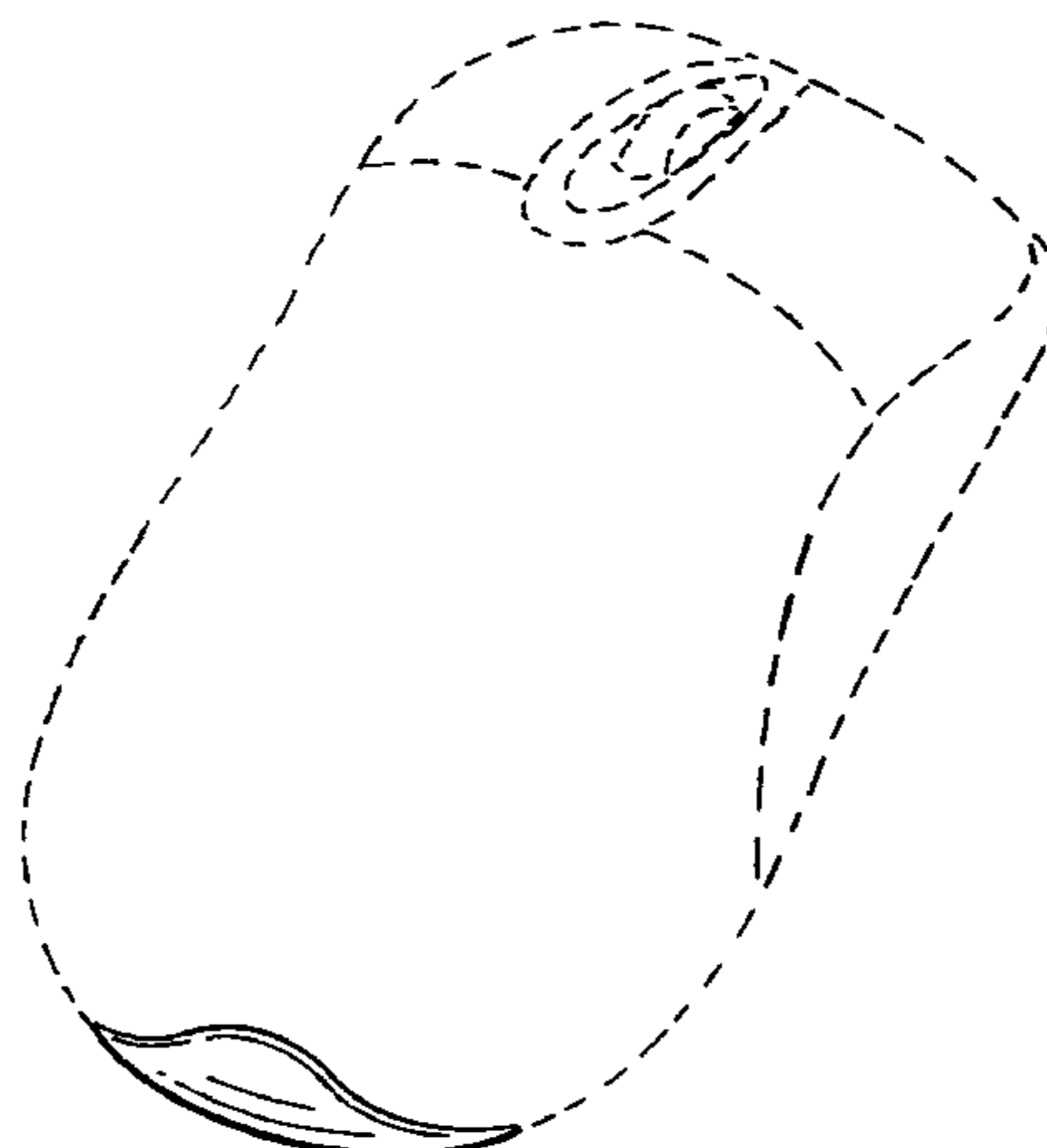
FIG. 4 is a left side elevational view thereof;

FIG. 5 is a right side elevational view thereof; and,

FIG. 6 is a right-rear perspective view of a second embodiment of a portion of a computer input device that is a substantial mirror image of the computer input device of FIGS. 1-5.

The unshown bottom of the computer input device does not form part of the claimed design. The broken line showing of the remainder of the computer input device is for illustrative purposes only and forms no part of the claimed design.

1 Claim, 3 Drawing Sheets



US D437,853 S

Page 2

U.S. PATENT DOCUMENTS			
D. 382,550	8/1997	Kaneko et al.	D14/114
D. 385,542	10/1997	Kaneko et al.	D14/114
D. 385,861	11/1997	Lin	D14/114
D. 386,162	11/1997	Cheng .	
D. 411,837 *	7/1999	Sheehan	D14/402
D. 413,114	8/1999	Sheehan .	
D. 413,322 *	8/1999	Sheehan et al.	D14/402
D. 413,488 *	4/2000	O'Keefe et al.	D14/402
D. 423,488	4/2000	O'Keefe et al. .	
4,862,165	8/1989	Gart	341/20
4,891,632	1/1990	Chang	340/710
5,157,381	10/1992	Cheng	340/710
5,287,090	2/1994	Grant	345/163
5,287,120	2/1994	Okada et al.	345/163
5,298,919	3/1994	Chang	345/163
5,313,230	5/1994	Cheng	D14/114
5,428,368	6/1995	Grant	345/163
5,661,504	8/1997	Lo	345/164

* cited by examiner

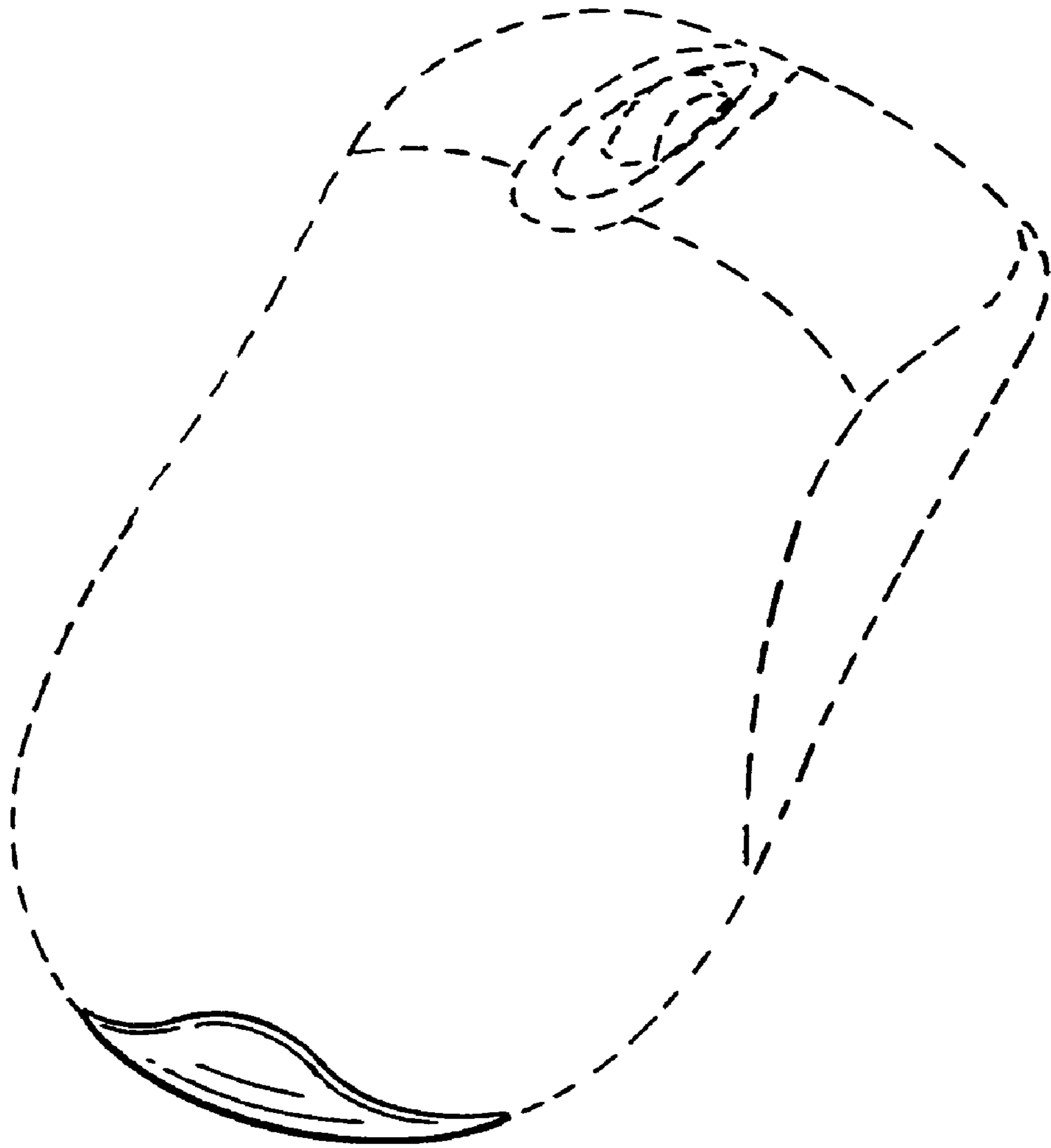


FIG. 1

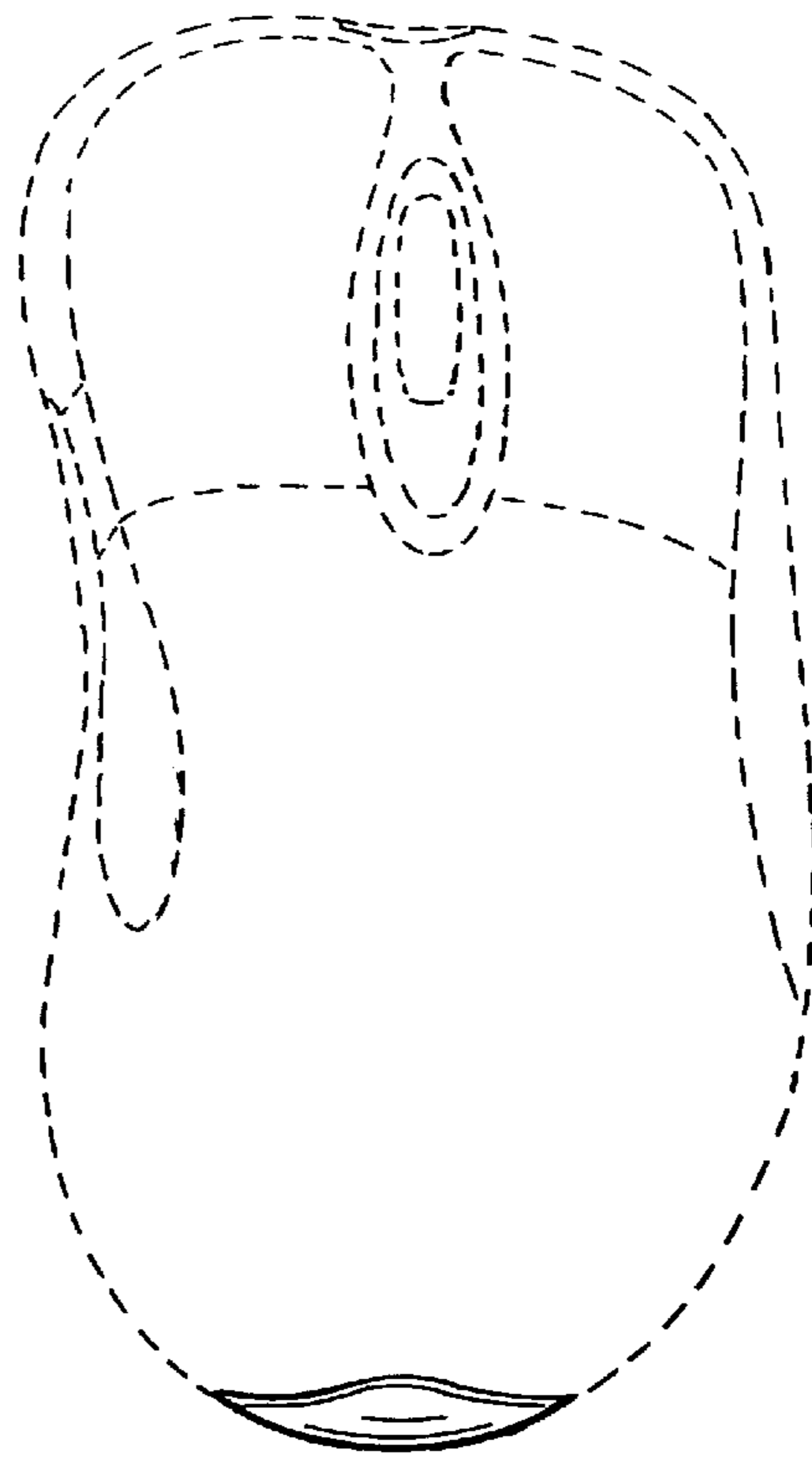


FIG. 2

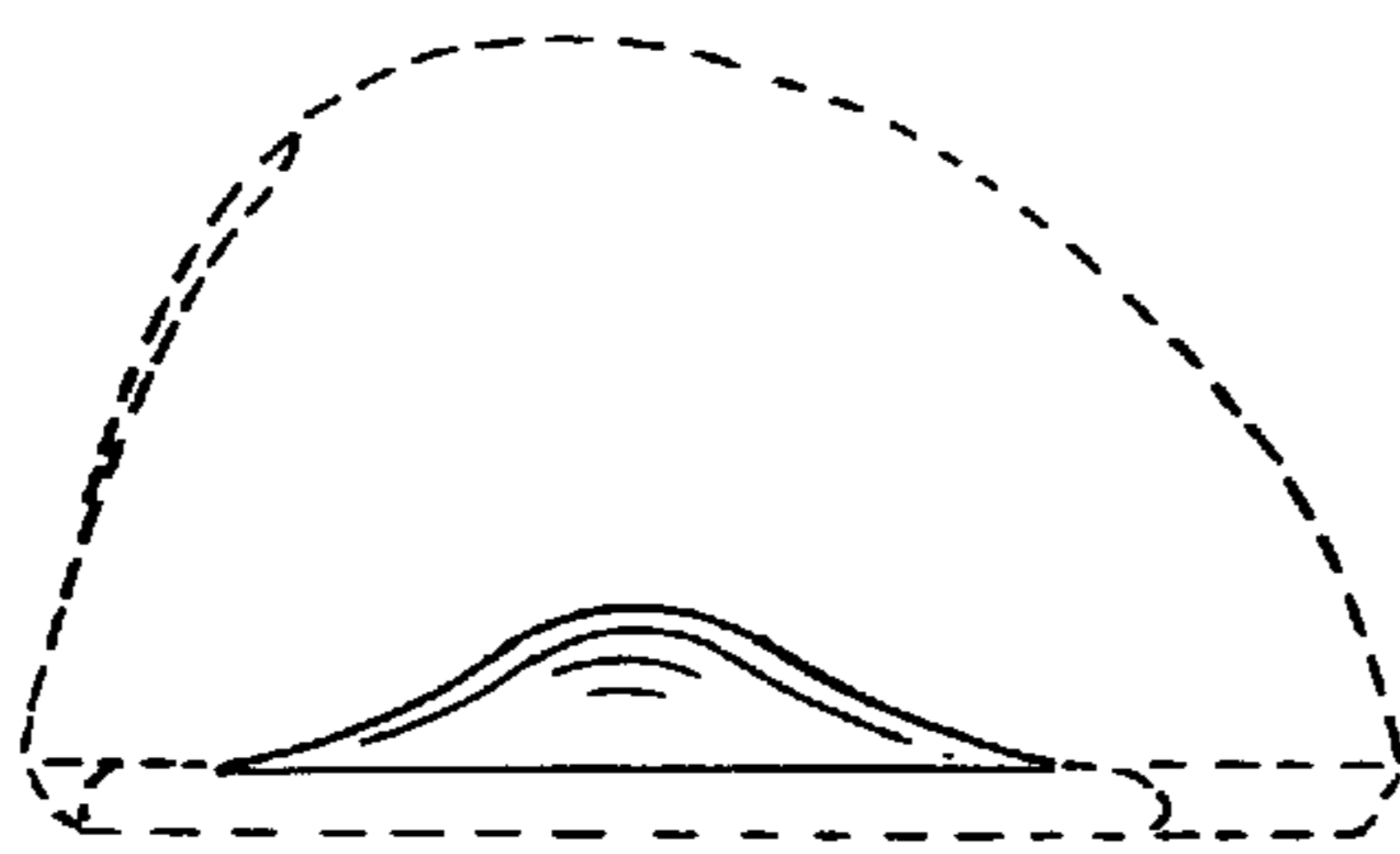


FIG. 3

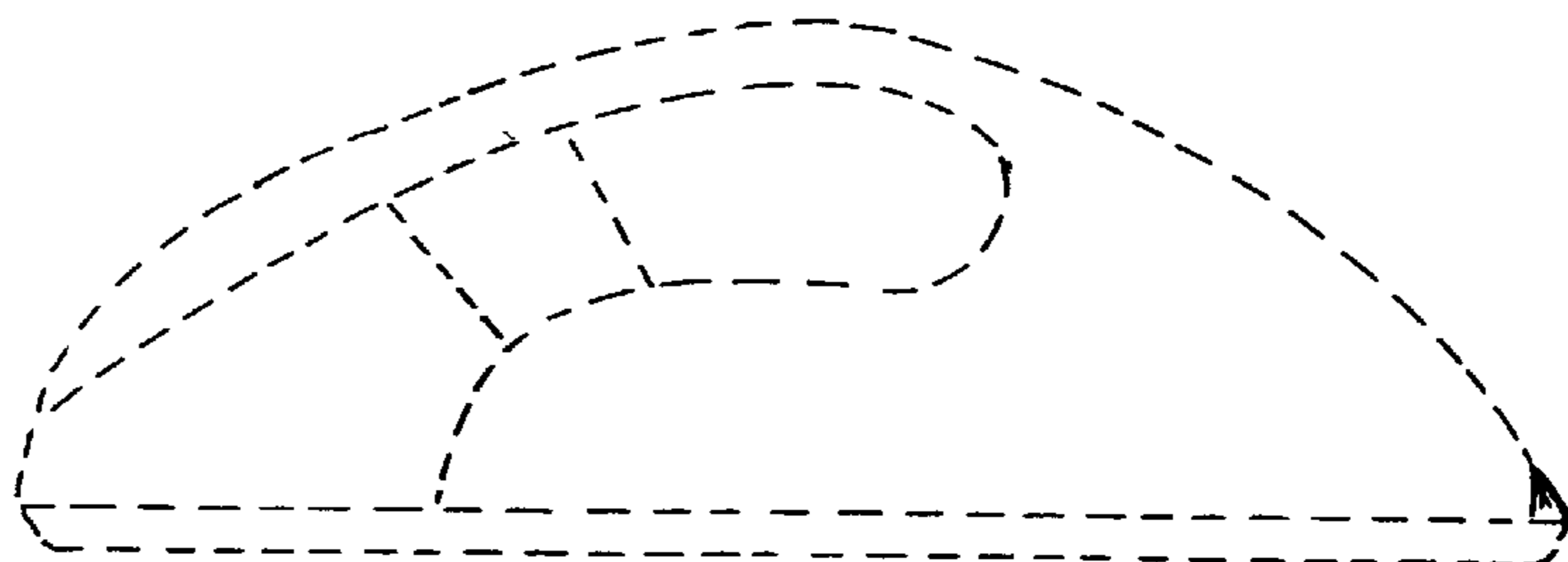


FIG. 4

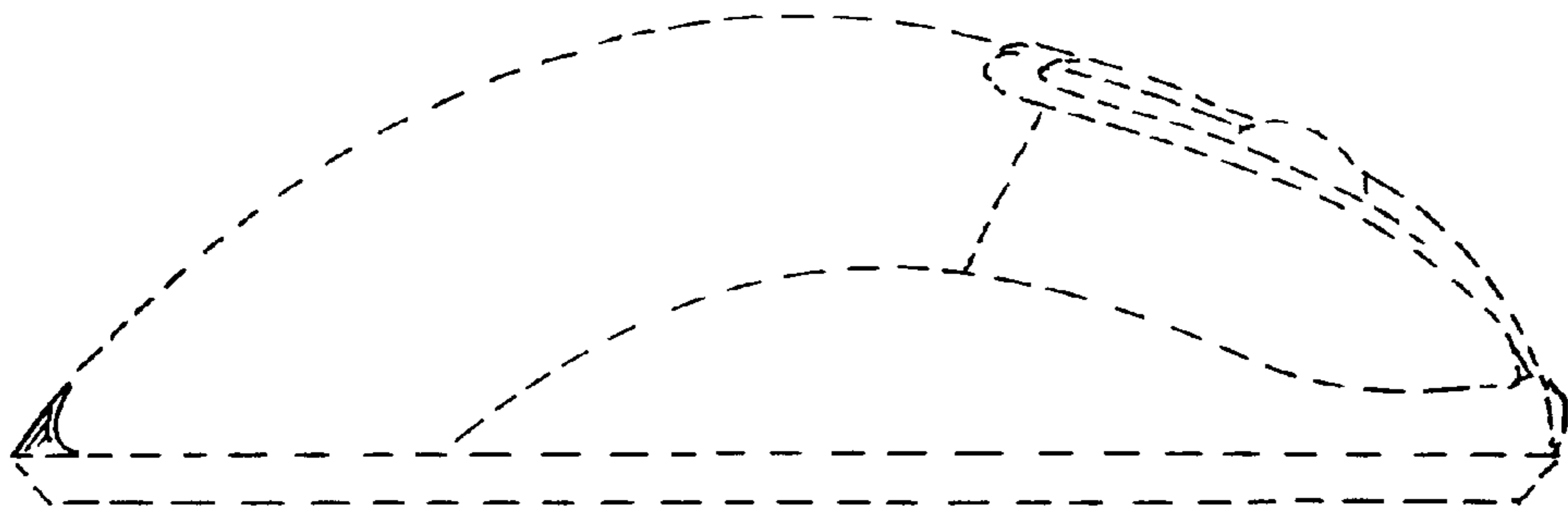


FIG. 5

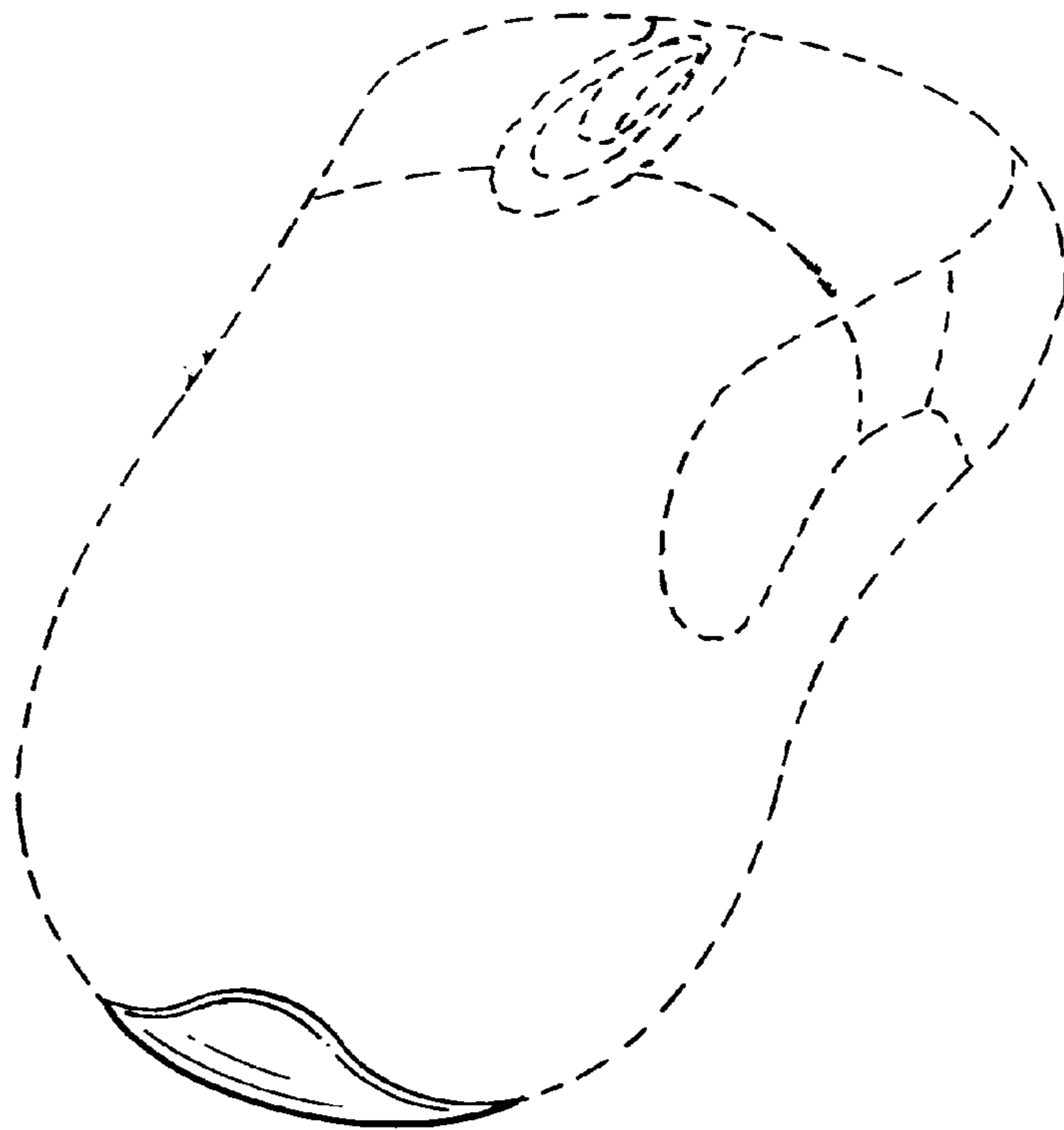


FIG. 6