



US00D437851S

(12) **United States Design Patent**  
**Kojima et al.**

(10) **Patent No.:** **US D437,851 S**

(45) **Date of Patent:** **\*\* Feb. 20, 2001**

(54) **IC CARD READER AND WRITER**

(75) Inventors: **Satoko Kojima**, Kokubunji; **Masayuki Ohki**, Kodaira; **Takeshi Minemoto**, Kawasaki; **Koji Suso**, Kokubunji; **Keiichi Shimada**, Ichikawa, all of (JP)

(73) Assignee: **Hitachi, Ltd.**, Tokyo (JP)

(\*\*) Term: **14 Years**

(21) Appl. No.: **29/122,668**

(22) Filed: **May 2, 2000**

(30) **Foreign Application Priority Data**

Nov. 8, 1999 (JP) ..... 11-30534

(51) **LOC (7) Cl.** ..... **14-02**

(52) **U.S. Cl.** ..... **D14/385**

(58) **Field of Search** ..... D14/383, 384,  
D14/385; D13/162, 184, 199, 164, 177;  
312/223.2; 361/680-686

(56) **References Cited**

**U.S. PATENT DOCUMENTS**

D. 339,807 \* 9/1993 Tattari et al. .... D14/240

D. 377,645 \* 1/1997 Iwamoto et al. .... D14/385

D. 396,700 \* 8/1998 Butts et al. .... D14/385

D. 406,118 \* 2/1999 Koivisto ..... D14/385

\* cited by examiner

*Primary Examiner*—Freda Nunn

(74) *Attorney, Agent, or Firm*—Antonelli, Terry, Stout & Kraus, LLP

(57) **CLAIM**

The ornamental design for an IC card reader and writer, as shown and described.

**DESCRIPTION**

FIG. 1 is a front, top and right side perspective view of an IC card reader and writer showing our new design;

FIG. 2 is a right side elevational view thereof;

FIG. 3 is a left side elevational view thereof;


FIG. 4 is a top plan view thereof;

FIG. 5 is a front elevational view thereof;


FIG. 6 is a rear side elevational view thereof; and,

FIG. 7 is a bottom view thereof.

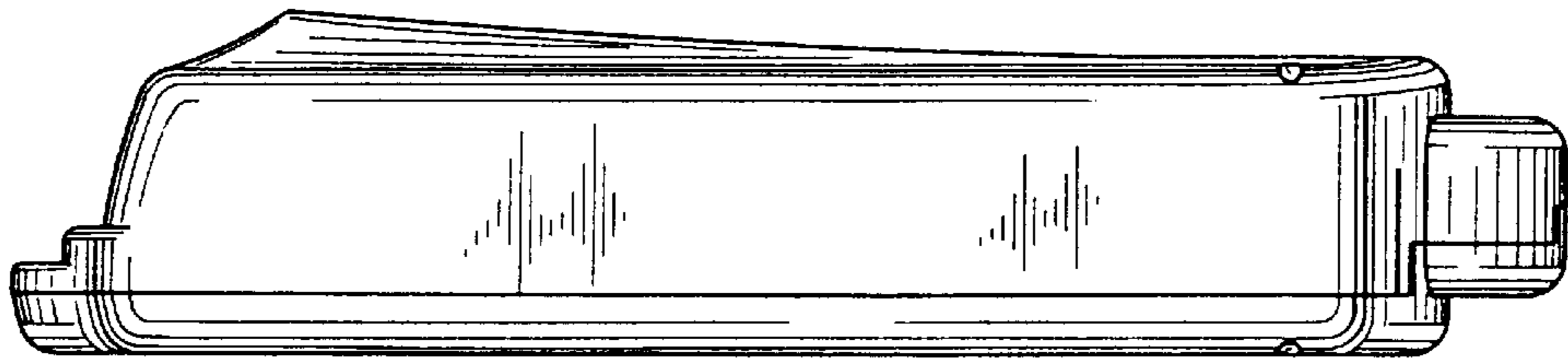
**1 Claim, 3 Drawing Sheets**



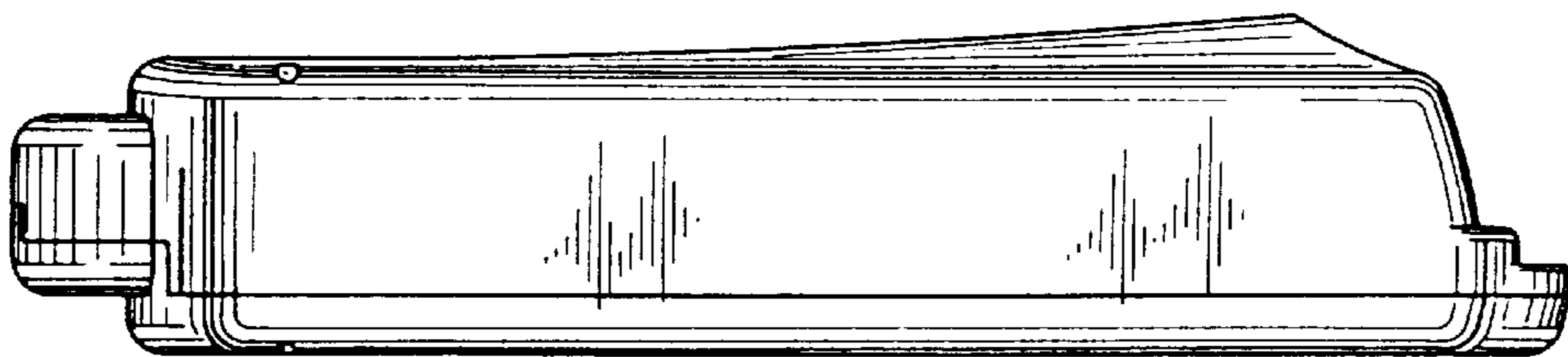
*FIG. 1*




*FIG. 2*




*FIG. 3*



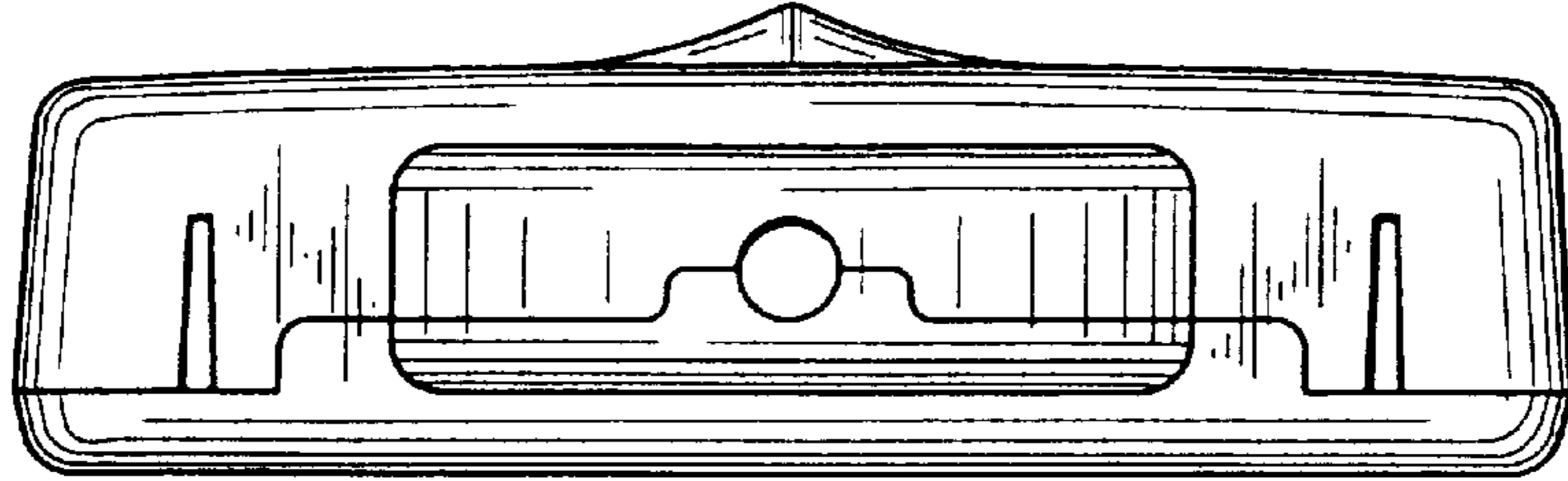
*FIG. 4*



*FIG. 5*



*FIG. 6*



*FIG. 7*

