



US00D437830S

(12) **United States Design Patent**
Thörner

(10) **Patent No.:** **US D437,830 S**

(45) **Date of Patent:** **** Feb. 20, 2001**

(54) **CABLE SPADE CONNECTOR**

(76) **Inventor:** **Wolfgang B. Thörner**, Hatzper Strasse
125, D-45149 Essen (DE)

(**) **Term:** **14 Years**

(21) **Appl. No.:** **29/105,197**

(22) **Filed:** **May 20, 1999**

(30) **Foreign Application Priority Data**

Nov. 21, 1998 (DE) 498 11 554

(51) **LOC (7) Cl.** **13-03**

(52) **U.S. Cl.** **D13/148; D13/151**

(58) **Field of Search** D13/148, 151;
439/784, 801, 810, 813, 814, 883, 868

(56) **References Cited**

U.S. PATENT DOCUMENTS

- D. 420,331 * 2/2000 Martin et al. D13/148
- 631,970 * 8/1899 Schwedtmann 439/814
- 2,983,898 * 5/1961 Kalmar et al. 439/868
- 3,609,657 * 9/1971 Stanback 439/814

- 3,865,007 * 2/1975 Stanback 439/814 X
- 4,327,957 * 5/1982 Cooper et al. 439/814
- 4,861,290 * 8/1989 Halmstad et al. 439/810
- 5,108,320 * 4/1992 Kimber 439/883

* cited by examiner

Primary Examiner—Joel Sincavage

(74) *Attorney, Agent, or Firm*—Collard & Roe, PC

(57) **CLAIM**

The ornamental design for a cable spade connector, as shown and described.

DESCRIPTION

FIG. 1 is a perspective view of a cable spade connector, showing my new design;
 FIG. 2 is a top view thereof;
 FIG. 3 is a bottom view thereof;
 FIG. 4 is a left-side view thereof;
 FIG. 5 is a right-side view thereof;
 FIG. 6 is a front view thereof; and,
 FIG. 7 is a back view thereof.

1 Claim, 7 Drawing Sheets





FIG. 1



FIG. 2




FIG. 3



FIG. 4



FIG. 5




FIG 6




FIG. 7