



US00D437825S

(12) **United States Design Patent**
Imai

(10) **Patent No.:** **US D437,825 S**

(45) **Date of Patent:** **** Feb. 20, 2001**

(54) **ENGINE OPERATED GENERATOR**

(75) **Inventor:** **Shuhei Imai, Saitama (JP)**

(73) **Assignee:** **Honda Giken Kogyo Kabushiki Kaisha, Tokyo (JP)**

(**) **Term:** **14 Years**

(21) **Appl. No.:** **29/125,048**

(22) **Filed:** **Jun. 19, 2000**

(30) **Foreign Application Priority Data**

Dec. 28, 1999 (JP) 11-36727

(51) **LOC (7) Cl.** **13-02**

(52) **U.S. Cl.** **D13/116**

(58) **Field of Search** D13/114, 116;
123/2; 290/1 B, 1 A

(56) **References Cited**

U.S. PATENT DOCUMENTS

- D. 282,252 * 1/1986 Yamaguchi et al. D13/116
- D. 305,880 * 2/1990 Ito et al. D13/116
- D. 309,597 * 7/1990 Higuchi et al. D13/116
- D. 310,348 * 9/1990 Higuchi et al. D13/114
- D. 335,862 * 5/1993 Kusunoki et al. D13/116

- 4,595,841 * 6/1986 Yaguchi 290/1 A
- 4,608,946 * 9/1986 Tanaka et al. 123/2
- 6,091,160 * 7/2000 Kouchi et al. 290/1 A

FOREIGN PATENT DOCUMENTS

- 03210020 * 9/1991 (JP) F02B/63/04
- 11200861 * 7/1999 (JP) F02B/63/04

* cited by examiner

Primary Examiner—Joel Sincavage

(74) *Attorney, Agent, or Firm*—Armstrong, Westerman, Hattori, McLeland & Naughton

(57) **CLAIM**

The ornamental design for, an engine operated generator, as shown and described.

DESCRIPTION

FIG. 1 is a front perspective view of an engine operated generator, showing my new design;
FIG. 2 is a rear perspective view thereof;
FIG. 3 is a front view thereof;
FIG. 4 is a rear view thereof;
FIG. 5 is a top plan view thereof;
FIG. 6 is a right side view thereof; and,
FIG. 7 is a left side view thereof.

1 Claim, 4 Drawing Sheets




Fig. 1




Fig. 2




Fig. 3




Fig. 4



Fig. 5




Fig. 6




Fig. 7

