

US00D437822S

(12) **United States Design Patent** (10) **Patent No.:** **US D437,822 S**
Gray (45) **Date of Patent:** **** Feb. 20, 2001**

(54) **CAR DASH ORNAMENT**

(75) Inventor: **William H. Gray**, Prairie Du Sac, WI (US)

(73) Assignee: **Leadfoot Enterprises, LLC**, Madison, WI (US)

(**) Term: **14 Years**

(21) Appl. No.: **29/111,534**

(22) Filed: **Sep. 29, 1999**

(51) **LOC (7) Cl.** **12-16**

(52) **U.S. Cl.** **D12/400; D11/160; D21/658**

(58) **Field of Search** **D11/128, 160; D12/400; D21/658, 661; D19/97; 428/15**

(56) **References Cited**

U.S. PATENT DOCUMENTS

D. 25,148	*	2/1896	Ives	D21/658	X
D. 83,052	*	1/1931	Lee	D21/658	
D. 120,654	*	5/1940	Savage	D21/658	
D. 270,554	*	9/1983	Messina	D21/661	
D. 285,757	*	9/1986	Lewis	D19/97	X
D. 330,390	*	10/1992	Pernesiglio	D19/97	
D. 391,917	*	3/1998	Hicks, Jr.	D12/400	
5,322,718	*	6/1994	Low	428/15	

OTHER PUBLICATIONS

Walt Disney Character Merchandise Catalog; p. 77; Shoes on Mickey Mouse Squeeze Doll, Oct. 1947.*

* cited by examiner

Primary Examiner—Dominic Simone

(74) *Attorney, Agent, or Firm*—Michael Best & Friedrich LLP

(57) **CLAIM**

The ornamental design for a car dash ornament, as shown and described.

DESCRIPTION

FIG. 1 is a top, front and side perspective view of a car dash ornament showing my new design;

FIG. 2 is a right-side elevational view thereof;

FIG. 3 is a front elevational view thereof;

FIG. 4 is a left-side elevational view thereof;

FIG. 5 is a rear elevational view thereof; and,

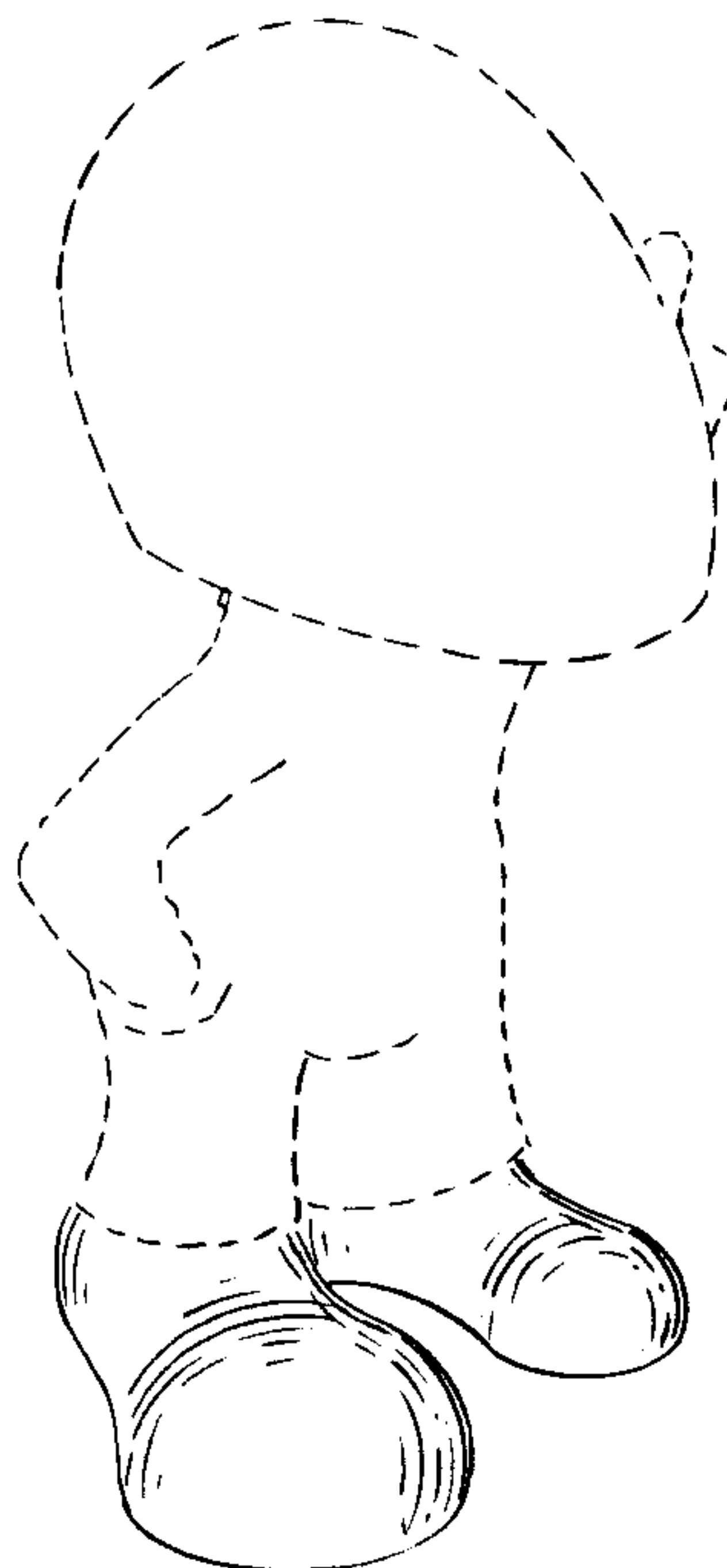
FIG. 6 is a top elevational view thereof taken along lines 6—6 of FIG. 3.

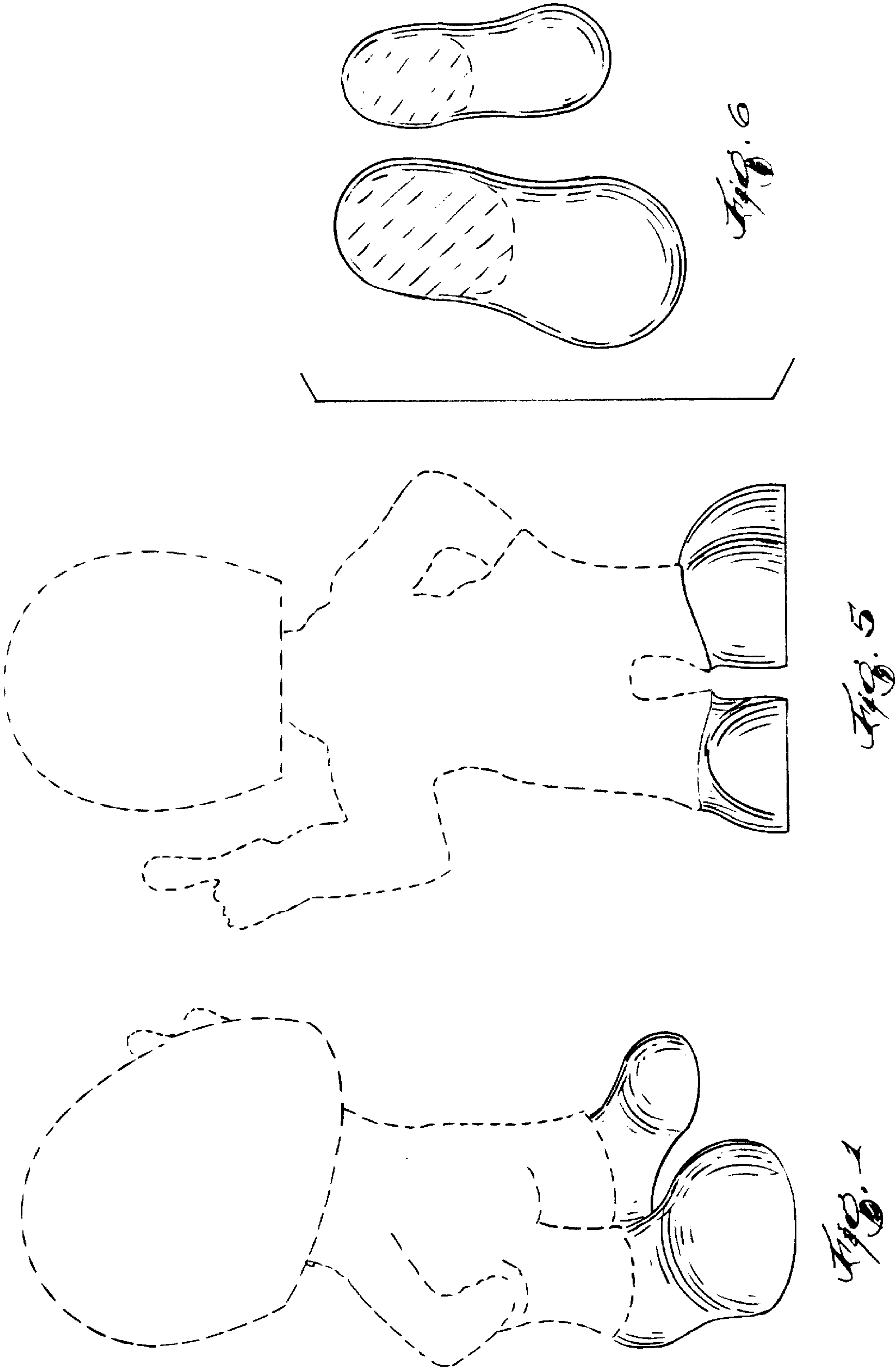
The present application is directed to the design illustrated in the drawings. The broken line portions of the disclosure are for illustrative purposes only and form no part of the claimed design.

The design is not intended to be limited to the particular design for the boots, other than to show that one is bigger than the other.

The bottom view of the design is not a matter of ornamental concern because the bottom view is obstructed by the surface upon which the ornament is positioned. Accordingly, this view has been omitted.

1 Claim, 2 Drawing Sheets





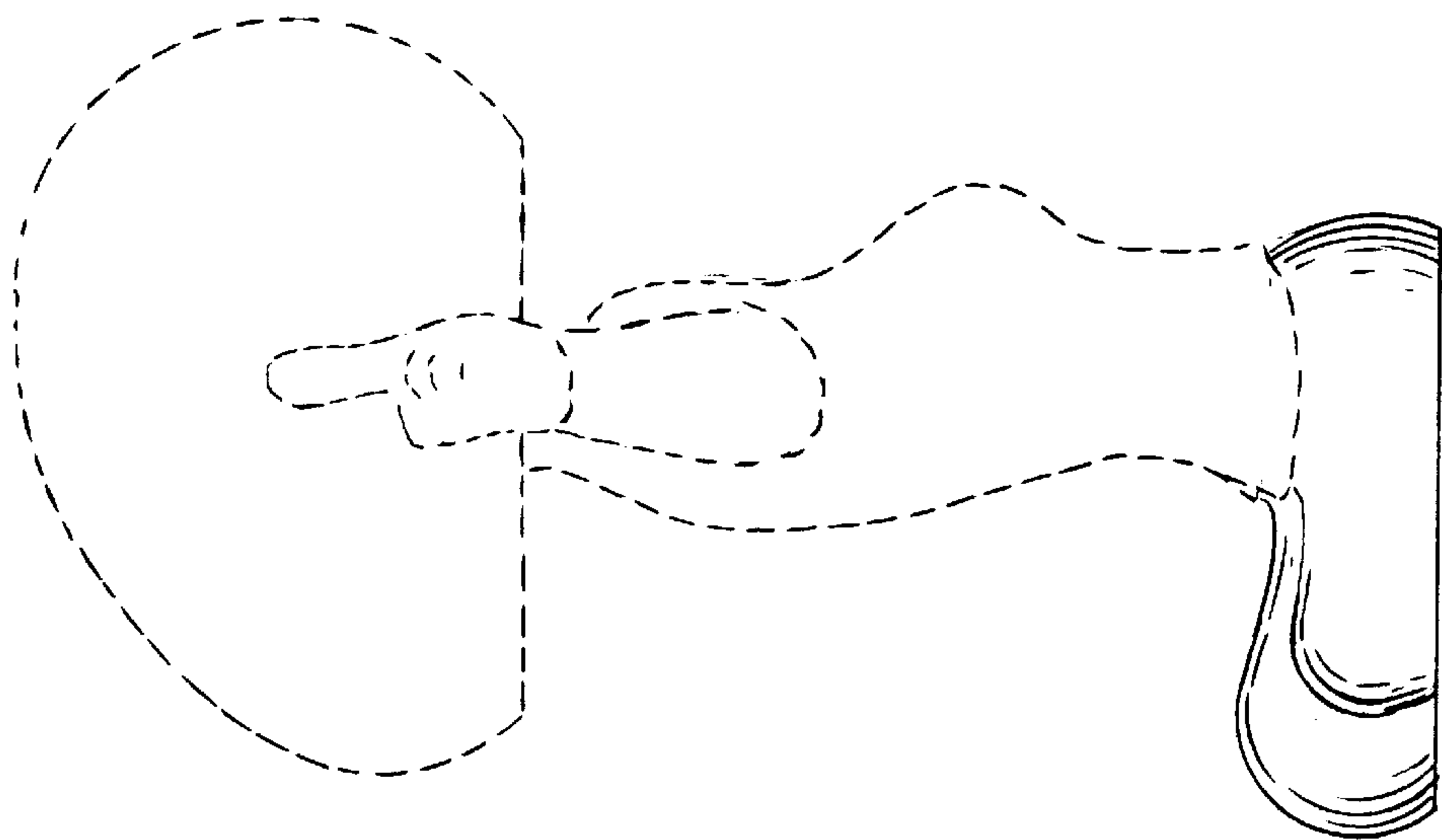


Fig. 1

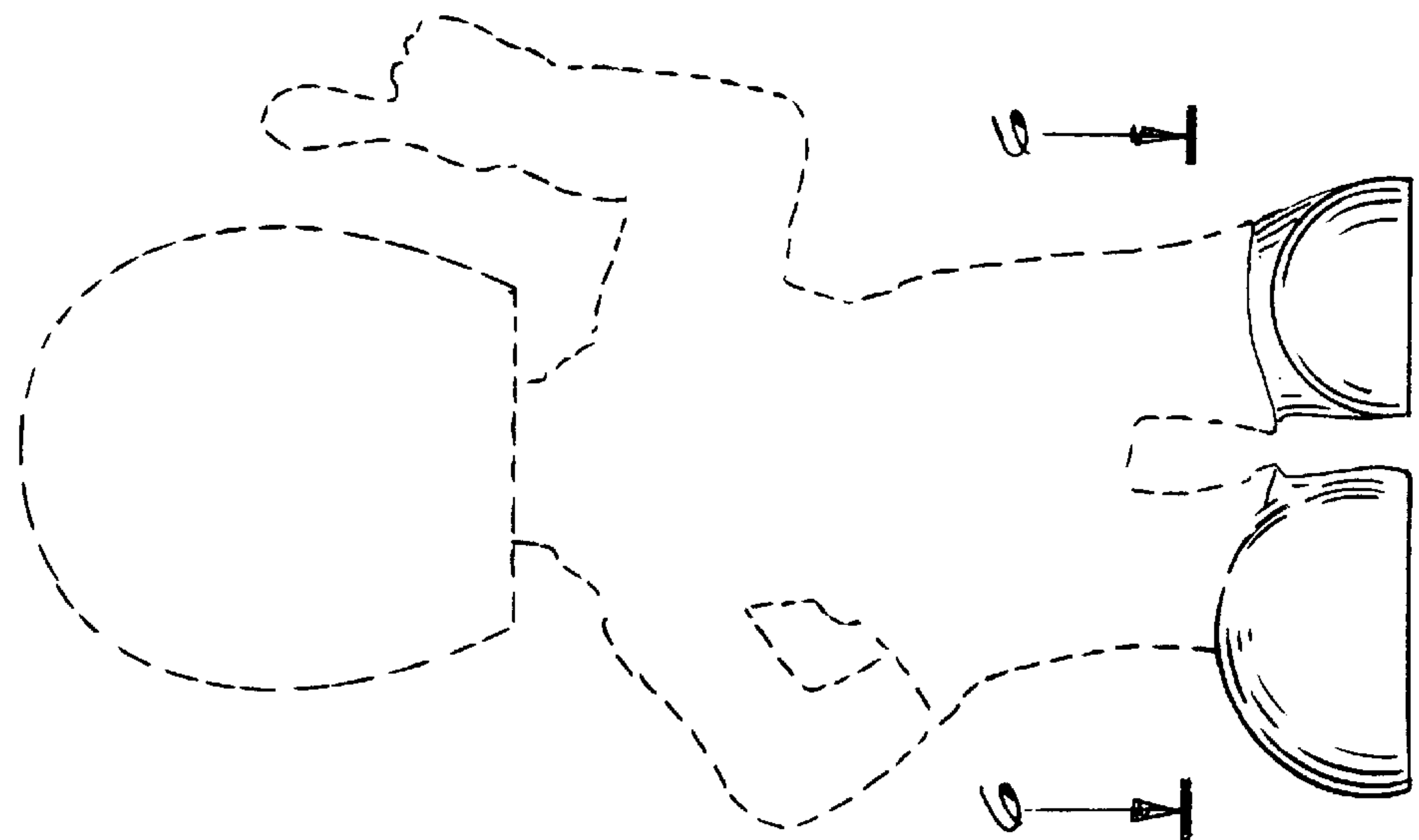


Fig. 2

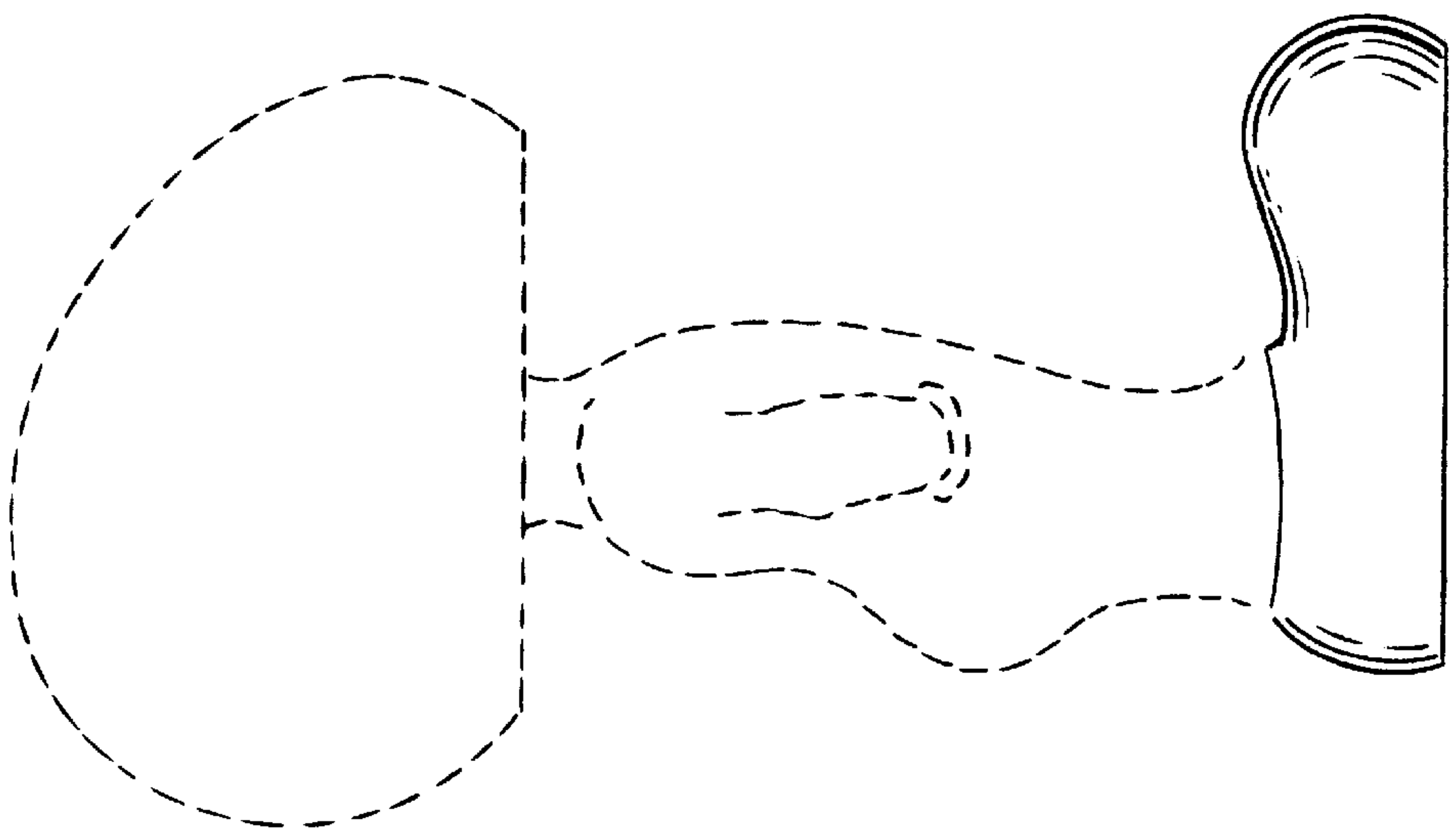


Fig. 3