



US00D437819S

(12) **United States Design Patent**
Brown et al.

(10) **Patent No.:** **US D437,819 S**

(45) **Date of Patent:** **** Feb. 20, 2001**

(54) **CUSTOM WHEEL**

(75) **Inventors:** **Larry P. Brown**, Altadena; **Frederick D. Brown**, Los Angeles, both of CA (US)

(73) **Assignee:** **Arelli Alloy Wheels, Inc.**, Los Angeles, CA (US)

(**) **Term:** **14 Years**

(21) **Appl. No.:** **29/113,186**

(22) **Filed:** **Oct. 29, 1999**

(51) **LOC (7) Cl.** **12-16**

(52) **U.S. Cl.** **D12/209**

(58) **Field of Search** D12/204-211;
301/37.1, 64.1, 65

(56) **References Cited**

U.S. PATENT DOCUMENTS

D. 379,612 * 6/1997 Honarkhah D12/209

D. 391,215	*	2/1998	Carvati	D12/209
D. 398,573	*	9/1998	Cattaneo	D12/211
D. 398,574	*	9/1998	McMath	D12/211
D. 403,289	*	12/1998	Watanabe	D12/209
D. 407,052	*	3/1999	Kelley	D12/209
D. 412,692	*	8/1999	Hussaini	D12/209
D. 413,851	*	9/1999	Donikoglu	D12/209
D. 414,738	*	10/1999	Escue	D12/209
D. 416,532	*	11/1999	Cullen	D12/209
D. 417,427	*	12/1999	Brown	D12/211

* cited by examiner

Primary Examiner—Stacia Cadmus

(74) *Attorney, Agent, or Firm*—Pretty & Schroeder, P.C.

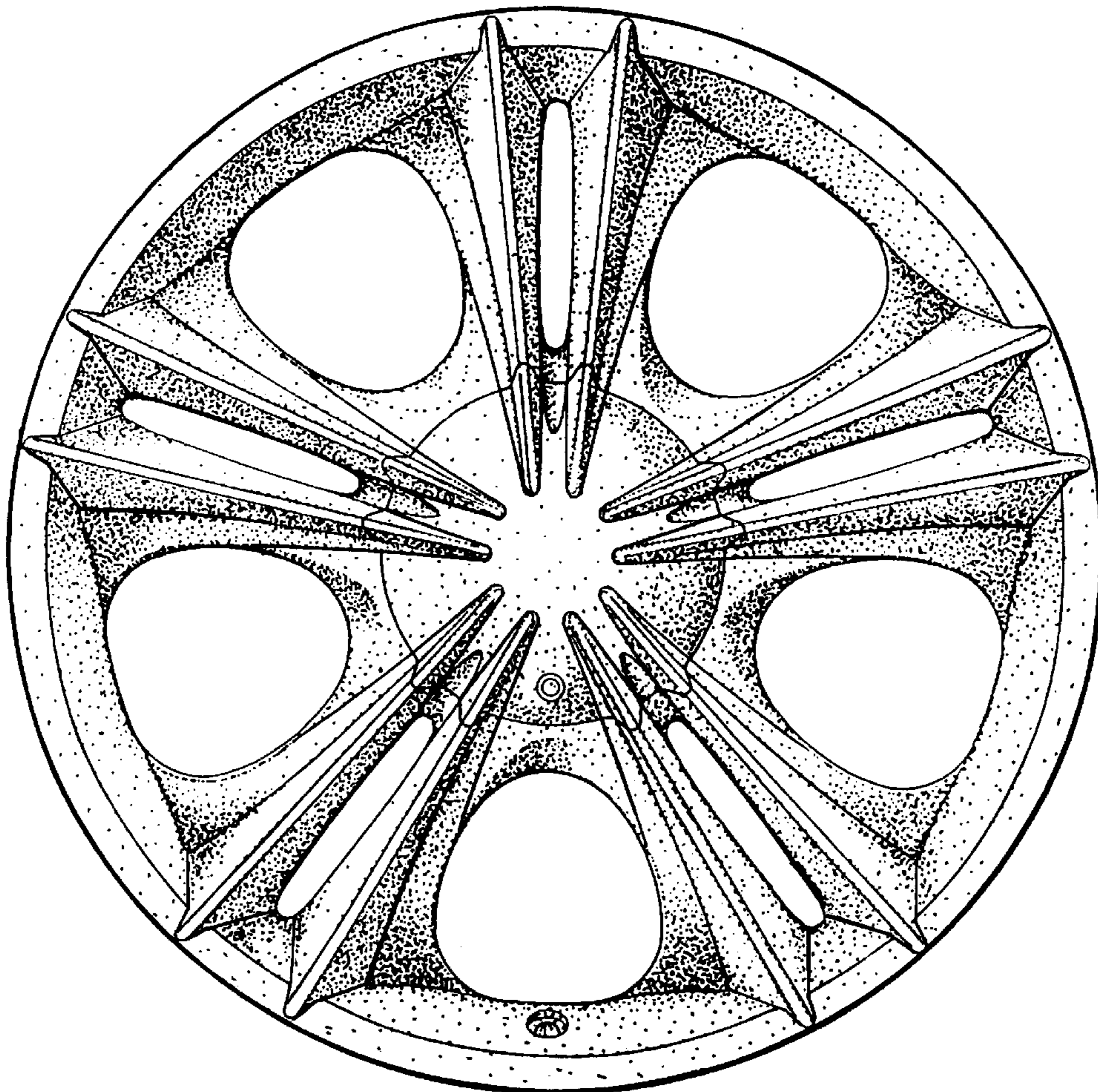
(57) **CLAIM**

The ornamental design for a custom wheel, as shown and described.

DESCRIPTION

FIG. 1 is a front elevational view, thereof; and, FIG. 2 is a perspective view thereof.

1 Claim, 2 Drawing Sheets



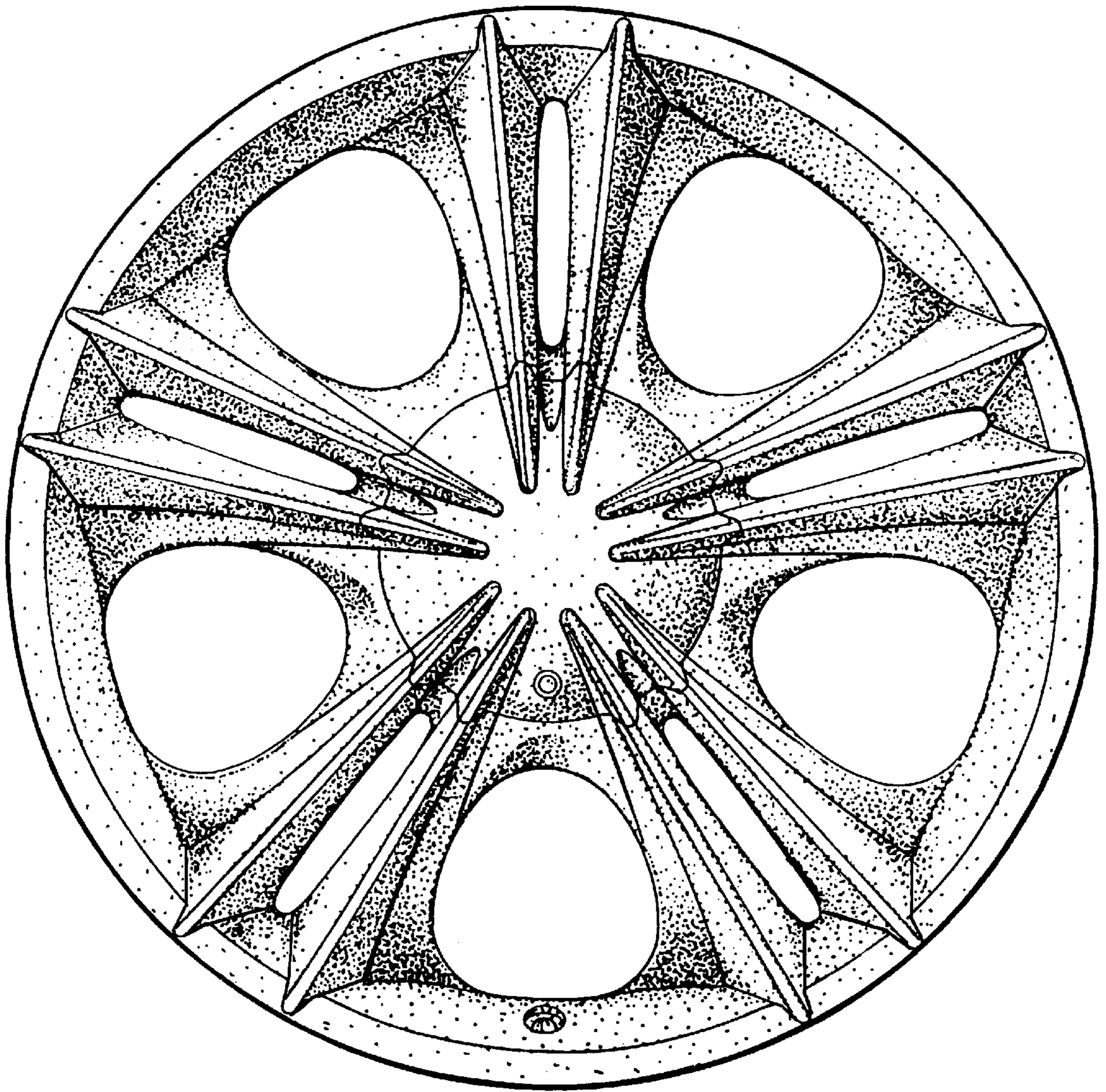


FIG. 1

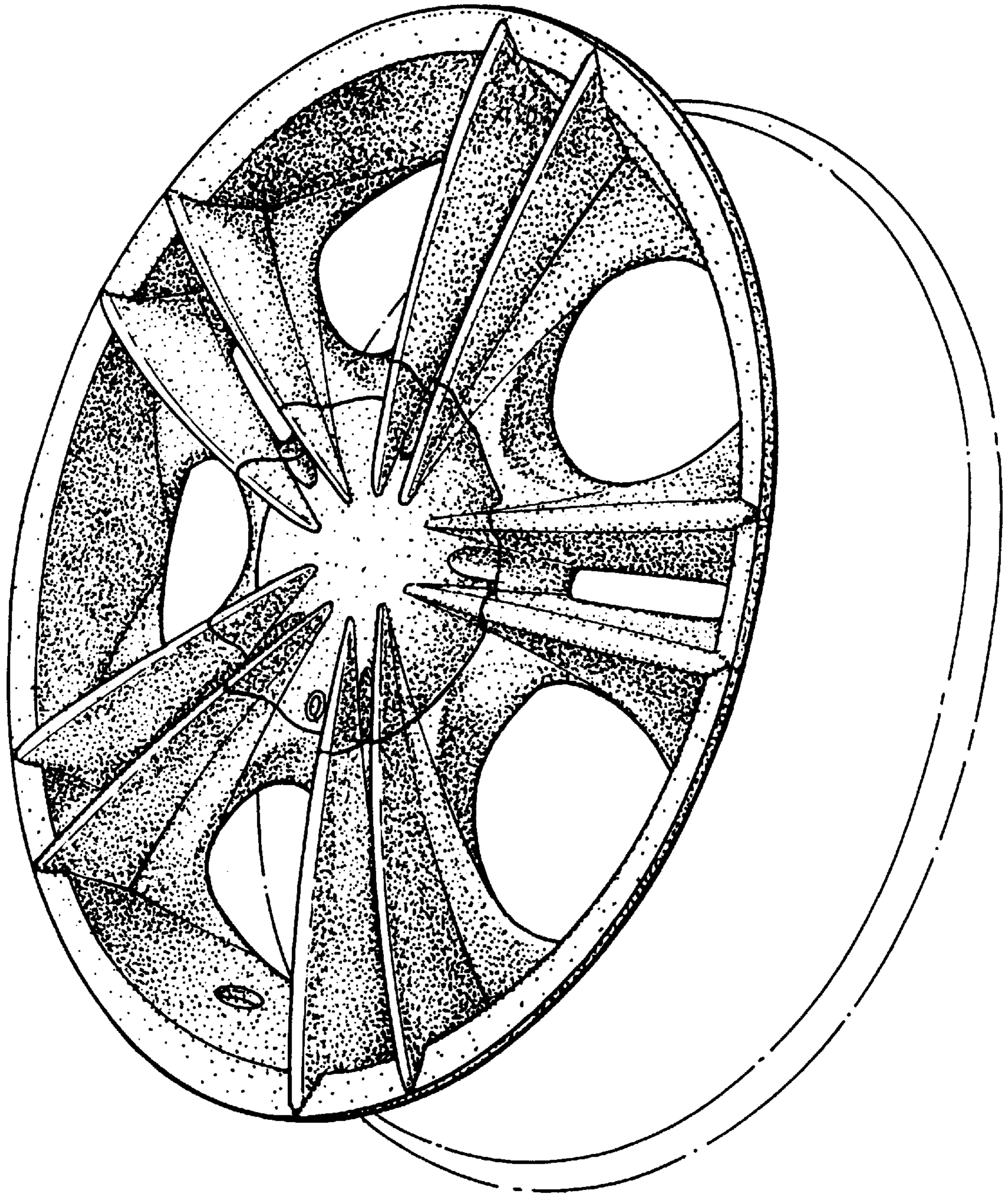


FIG. 2