



US00D437815S

(12) **United States Design Patent**  
**Lyon**

(10) **Patent No.:** **US D437,815 S**

(45) **Date of Patent:** **\*\* Feb. 20, 2001**

(54) **LICENSE PLATE FRAME**

(76) **Inventor:** **Michael E. Lyon**, 1515 S. Center,  
Redlands, CA (US) 92373

(\*\*) **Term:** **14 Years**

(21) **Appl. No.:** **29/125,589**

(22) **Filed:** **Jun. 26, 2000**

(51) **LOC (7) Cl.** ..... **12-16**

(52) **U.S. Cl.** ..... **D12/193**

(58) **Field of Search** ..... D12/193; D6/300-303,  
D6/310-314; 40/200-203, 207-216

(56) **References Cited**

**U.S. PATENT DOCUMENTS**

D. 96,198	*	7/1935	Osbrink	.....	D12/193
D. 285,784	*	9/1986	Langensiepen	.....	D12/193
D. 335,858	*	5/1993	Traeger	.....	D12/193
D. 342,929	*	1/1994	Spencer	.....	D12/193
D. 348,865	*	7/1994	Nagata	.....	D12/193
D. 367,459	*	2/1996	Spencer	.....	D12/193

D. 382,241	*	8/1997	Moureaux	.....	D12/193
D. 411,155	*	6/1999	Hartmann et al.	.....	D12/193
D. 411,499	*	6/1999	Porter	.....	D12/193
D. 413,848	*	9/1999	Doerr	.....	D12/193
D. 416,527	*	11/1999	Steinhagen	.....	D12/193

\* cited by examiner

*Primary Examiner*—Stacia Cadmus

(74) *Attorney, Agent, or Firm*—Eric Karich

(57) **CLAIM**

The ornamental design for a license plate frame, as shown and described.

**DESCRIPTION**

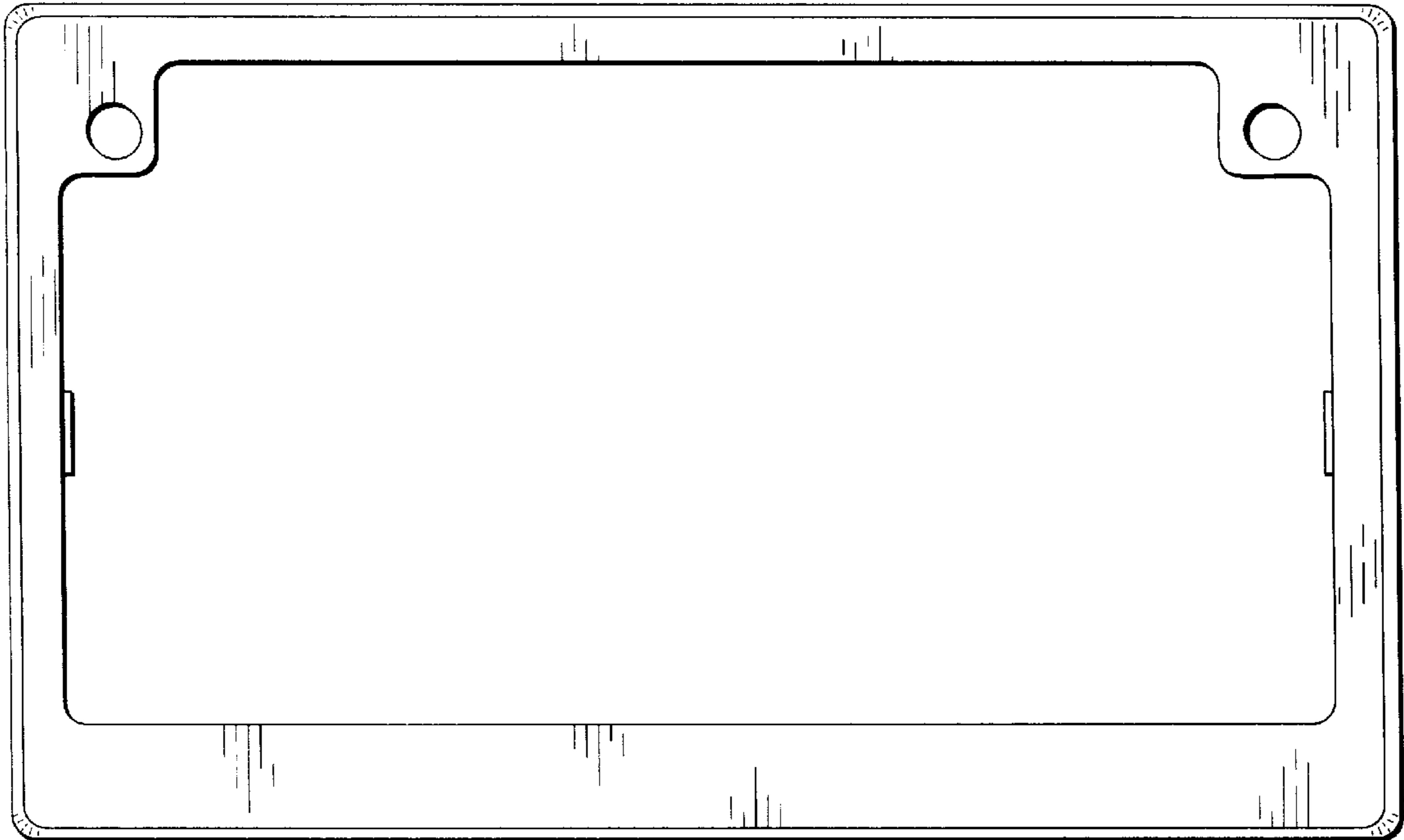
FIG. 1 is a front elevational view of a license plate frame, showing my new design;


FIG. 2 is a rear elevational view thereof;

FIG. 3 is a top plan view thereof, the bottom plan view being a mirror image thereof; and,


FIG. 4 is a left side elevational view thereof, the right side elevation view being a mirror image thereof.

**1 Claim, 2 Drawing Sheets**





*Fig. 1*



*Fig. 2*



*Fig. 3*



*Fig. 4*