



US00D437809S

(12) **United States Design Patent**
Allison

(10) **Patent No.:** **US D437,809 S**

(45) **Date of Patent:** **** Feb. 20, 2001**

(54) **TIRE TREAD**

D. 419,928 * 2/2000 Blankenship D12/147

(75) Inventor: **William B. Allison**, Cuyahoga Falls,
OH (US)

(73) Assignee: **Bridgestone/Firestone Research, Inc.**,
Akron, OH (US)

(**) Term: **14 Years**

(21) Appl. No.: **29/118,599**

(22) Filed: **Feb. 11, 2000**

(51) **LOC (7) Cl.** **12-15**

(52) **U.S. Cl.** **D12/147**

(58) **Field of Search** D12/134-152;
152/209.1, 209.8, 209.9, 209.11, 209.12,
209.13, 209.28, 900, 901, 902, 903

(56) **References Cited**

U.S. PATENT DOCUMENTS

D. 244,129	4/1977	Kolowski et al.	D12/143
D. 345,723	4/1994	Guspodin	D12/147
D. 350,096	8/1994	Brightwell et al.	D12/147
D. 354,466	1/1995	Regallis et al.	D12/147
D. 373,556	9/1996	Attinello et al.	D12/147
D. 379,166 *	5/1997	Aikawa et al.	D12/147
D. 379,337	5/1997	Guspodin et al.	D12/147
D. 384,313	9/1997	Harden, Jr.	D12/147
D. 384,923	10/1997	Allen et al.	D12/147
D. 385,241	10/1997	Attinello et al.	D12/147
D. 388,035 *	12/1997	Heinen et al.	D12/147
D. 390,517 *	2/1998	Guspodin et al.	D12/147
D. 400,831	11/1998	Blankenship et al.	D12/147
D. 408,338 *	4/1999	McKisson et al.	D12/147
D. 409,532 *	5/1999	Heinen	D12/147

OTHER PUBLICATIONS

BFGoodrich Momenta S/E Tire, 1998 Tread Design Guide,
p. 33, Jan. 1998.*

Miller All Season SBR Tire, 1998 Tread Design Guide, p.
51, Jan. 1998.*

* cited by examiner

Primary Examiner—Robert M. Spear

(74) *Attorney, Agent, or Firm*—T. R. Kingsbury; Michael
Sand

(57) **CLAIM**

The ornamental design for a tire tread, as shown and
described.

DESCRIPTION

FIG. 1 is a side perspective view of a tire tread showing my
new design, it being understood that the tread pattern is
repeated throughout the circumference of the tire tread, the
opposite side being the same as that shown;

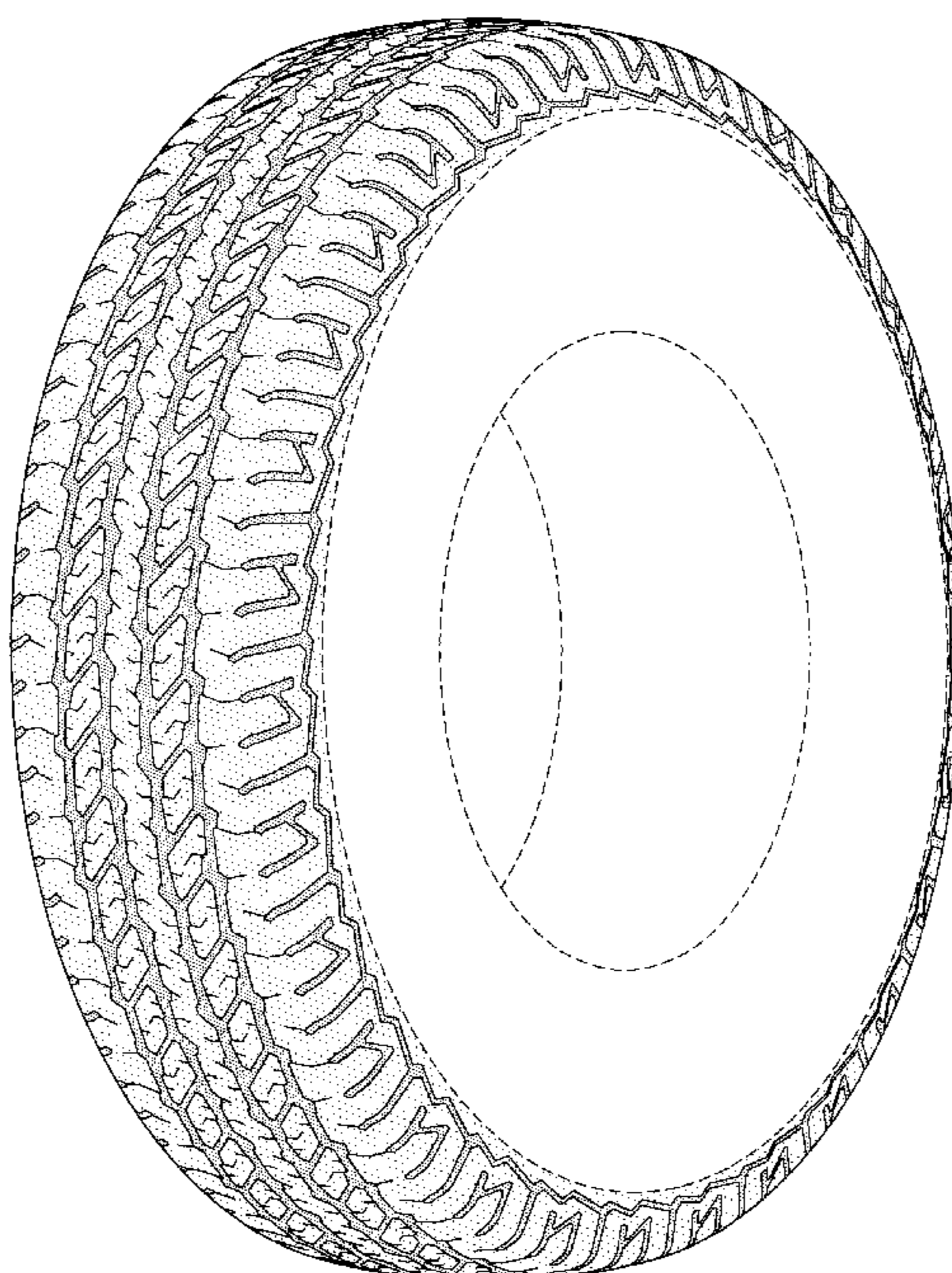
FIG. 2 is a front elevational view thereof;

FIG. 3 is a side elevational view of the right side thereof, the
opposite side being identical thereto; and,

FIG. 4 is an enlarged fragmentary front perspective view
thereof.

The dark stippled surface shading represents the recessed
portion of the tread grooves, having a depth as best shown
in FIG. 2; the broken lines defining the tire sidewall and
inner bead are for illustrative purposes only and form no part
of the claimed design.

1 Claim, 4 Drawing Sheets



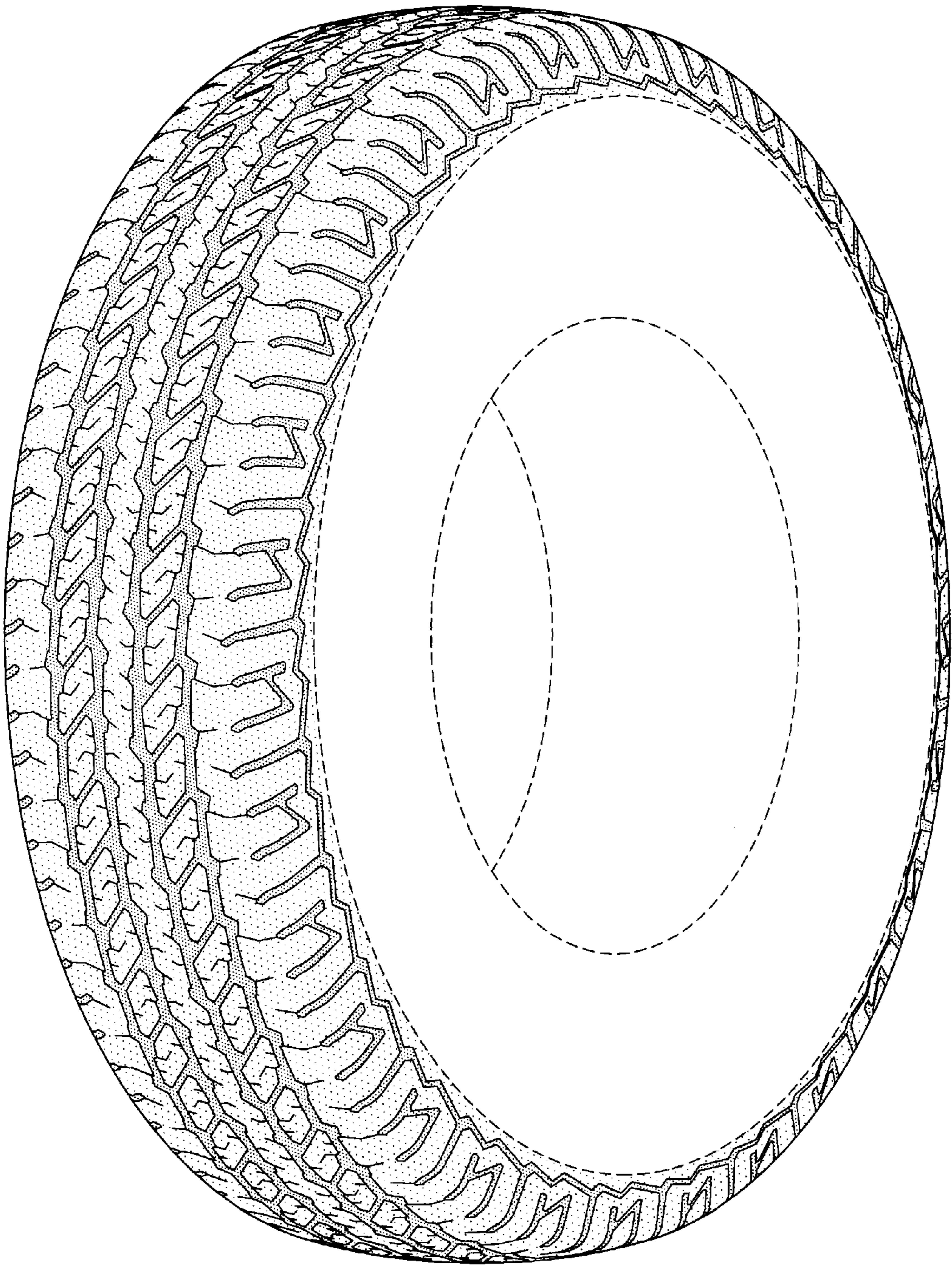


FIG-1

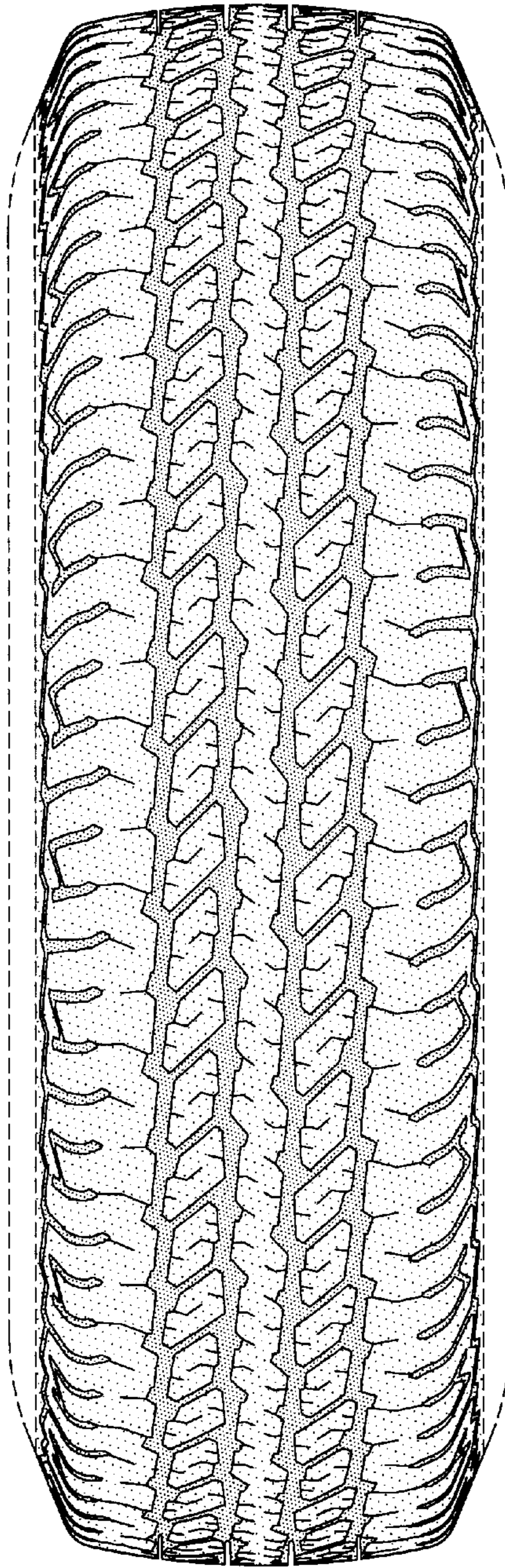


FIG-2




FIG-3

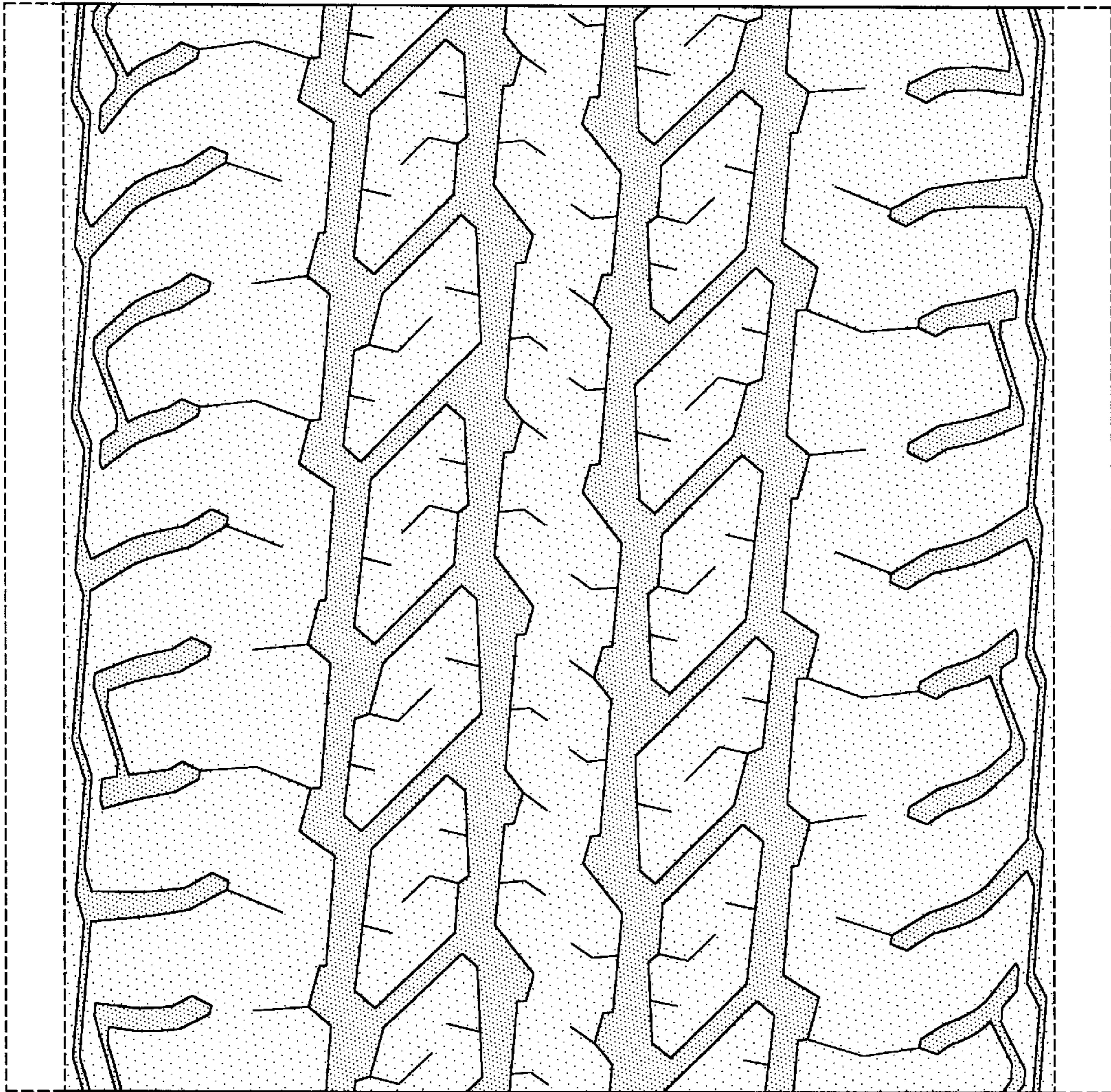


FIG-4